

Alaska Universal Service Administrative Company

BOARD OF DIRECTORS

Meeting Agenda

Monthly Meeting – Monday July 28, 2025 11:00 a.m.
Anchorage, Alaska

Teleconference: Contact AUSAC for Meeting Link

-
- I. Roll Call
 - II. Approval of Agenda
 - III. Public Comment (Limited to 5 Minutes)
 - IV. Approval of Prior Minutes
 - A. June 27, 2025 – Monthly Board Meeting
 - V. AUSF Remittance and Distribution: June 2025
 - A. Quarterly Report Filing – Period Ending June 30, 2025
 - B. Quarterly Review Analysis – Period Ending June 30, 2025
 - VI. Agent Report
 - A. Financial Statements – June 2025
 - B. AECA Invoices – June 2025
 - C. Alban Audit 2024 – Final Invoice
 - VII. Unfinished Business
 - A. AUSF Sunset/Access Charges – R-25-004
 - VIII. New Business
 - A. Late Fee Waiver Request
 - IX. Next Meeting/Adjournment

**ALASKA UNIVERSAL SERVICE
ADMINISTRATIVE COMPANY**

Board of Directors

Monthly Meeting

June 27, 2025

I. Roll Call

Board Vice President Juliana Wayman called the meeting to order at approximately 10:25 a.m. Alaska time.

She then asked Keegan Bernier to call roll:

Eric Hoffman, Secretary/Treasurer – ACS (virtual)

David Collier- IXC w/Wholesale Tariff (virtual)

Juliana Wayman, Vice President – CLEC (virtual)

Jana Grenn, ILEC (virtual)

Lisa Koker – ILEC (virtual)

Sarah Sandbak – Wireless (virtual)

Members present through proxy:

The members attending represented a quorum.

Members absent:

Laura Kompkoff, President – Other Telecom Provider

Others present:

Keegan Bernier, Agent (virtual)

II. Approval of Agenda

Motion by Dave Collier, seconded by Lisa Koker, that the Board approves the agenda.

Motion passed, unopposed.

III. Public Comments

There were no public comments.

IV. Approval of Prior Minutes

A. May 29, 2025 Monthly Meeting

Motion, by Dave Collier, seconded by Sarah Sandbak, that the minutes from the May 29, 2025 monthly meeting be approved.

Motion passed, unopposed.

V. AUSF Remittance and Distribution Report

Board Vice President Juliana Wayman asked Ms. Bernier to present the May 2025 AUSF Remittance and Distribution Report.

Ms. Bernier proceeded to lead a brief review of the current disbursements and the distribution shortage. The support funds are scheduled to be distributed on June 30, 2025. A copy of the distribution report was included in the packet labeled V.

Motion, by Lisa Koker, seconded by Dave Collier, that the Board approves the May 2025 AUSF Remittance and Distribution Report and authorizes the distribution of funds on or about June 30, 2025 in the amount of \$996,034.85.

Motion passed, unopposed.

VI. Agent Report

Board Vice President Juliana Wayman asked Ms. Bernier to present the monthly administrative report, along with the financial reports for May. Both reports are included in these minutes.

There was one item for the Board to consider, the invoice from AECA for May 2025 services.

BOARD ACTION REQUEST #1:

Motion, by Eric Hoffman, seconded by Dave Collier that the Board approve payment for invoice number 360, from AECA, for May 2025 administrative services for a total of \$4,167.02.

Motion passed, unopposed.

VII. Unfinished Business

A. AUSF Sunset/Access Charges

Ms. Bernier notified the Board that no action has been taken by the RCA on this agenda item.

VIII. New Business

A. AUSF Surcharge Apply to A2P Messaging Service

Ms. Bernier presented a question from a carrier asking if Application-to-Person services are subject to the AUSF surcharge and the Board discussed.

Motion, by Lisa Koker, seconded by Sarah Sandbak, that the AUSAC Board agrees that A2P (Application-to-Person) doesn't fall under the AUSF contribution base and is considered information services.

Motion passed, unopposed.

B. Executive Session

Motion, by Sarah Sandbak, seconded by Dave Collier, that the AUSAC Board go into executive session based on the fact that the Board will discuss the 2024 Draft 990 Filing and the Financial Audit 2025 & 2026 RFP. The exception to the Open Meetings Act allows discussion in executive session for matters, would clearly have an adverse effect upon the finances of AUSAC.

Motion passed, unopposed.

The Board went into executive session at 10:55 a.m. and exited at 11:14 a.m.

1. 2024 Draft 990 Filing

Motion, by Eric Hoffman, seconded by Sarah Sandbak that the Board approve the 990 filing for 2024.

Motion passed, unopposed.

2. Financial Audit 2025 & 2026 RFP

The Board directed the Agent to post an audit RFP to free RFP listing sites, to reach out to akcpa.org and on social media sites.

IX. Next Meeting/Adjournment

Board Vice President Juliana Wayman adjourned the meeting at approximately 11:17 a.m. The next Board meeting was scheduled for July 28, 2025 at 11:00 a.m.



Board of Directors

Laura Kompkoff
President
Other Telecom Providers
lkompkoff@cvtc.org

Juhana Wayman
Vice President
CLEC
jwayman@gci.com

Eric Hoffman
Secretary/Treasurer
IXC
eric.hoffman@acsalaska.com

David Collier
Facility-based IXC with
Wholesale Tariff
David.collier@att.com

Jana Grenn
ILEC
Jana.G@aptalaska.com

Lisa Koker
ILEC
lisa@ctcak.net

Laura Kompkoff
Other Telecom Providers
lkompkoff@cvtc.org

Sarah Sandbak
Wireless Telecom Provider
sarah@astac.net

Alaska Universal Service Administrative Company

P. O. Box 241281

Anchorage, Alaska 99524

To: Board of Directors
From: Keegan Bernier, Agent
Subject: Remittance and Distribution Report
Date: July 28, 2025

The AUSF Remittance and Distribution Report for June 2025 reflects the following:

\$2,000.00	previous AUSF balance
\$638.50	interest on investments
\$4,702.35	late fees
<u>\$983,301.32</u>	remittances received in current period
<u>\$990,642.17</u>	total balance
(\$18,304.54)	current June period support disbursements
(\$0.00)	current year (2025) prior period shortage disbursements
<u>(\$970,337.63)</u>	prior year (2024) prior period shortage disbursements
(\$988,642.17)	total support disbursements
\$2,000.00	ending AUSF balance
<u>(\$2,000.00)</u>	LESS: accrual for operating expenses
<u>\$0.00</u>	Available Balance

The distribution of funds is scheduled for July 30, 2025.

The June distribution report reflects the approved 2024 & 2025 support amounts from TA 42-998 (effective January 1, 2024), and TA 44-998 (effective January 1, 2025)

AUSAC has distributed **0.35%** of the total AUSF support estimate for the rate year 2025, page 4.

Distribution Percentage of each Support Element:

AUSAC 2025 Rate Year (Jan-Dec), page 4

37.42% of AUSAC's operating budget

0.00% of the support requirement for Nonpooled ENS

0.00% of the support requirement for Pooled ENS

The June 2025 period distribution experienced a shortage of 100% after admin fees, see page 6.

This month, 92.07% of the December 2024 period will be disbursed, see page 15.

This concludes the report for the June 2025 period.

Remittance and Distribution Report

Monthly AUSF Remittance

June-25

	Number of Companies	Local Exchange Revenues	Mobile Revenues	Interexchange Revenues	Pay Telephone Revenues	Other Revenues	Uncollectible Revenues	VoIP Revenues	Total Reported Revenues	Amount Remitted
Total	123	4,650,806.20	4,138,858.63	769,092.63	1,194.00	13,248.69	(10,173.89)	283,270.27	9,846,296.53	983,301.32

Adjustments are reflected in the month they are made, not in the month they apply to.

Alaska Universal Service Administrative Company

AUSF Distribution

June-25

Total Distribution	Current Distribution	Current Year Support Shortage Dist.	Prior Year Support Shortage Dist.	Total Distribution
AECA: Pooling Co. CCL	0.00	0.00	211,736.55	211,736.55
ACSA - Ft. Wainwright	0.00	0.00	8,390.42	8,390.42
ACS - Fairbanks	0.00	0.00	57,823.96	57,823.96
ACSA - Juneau	0.00	0.00	3,273.34	3,273.34
ACSN - Glacier State	0.00	0.00	119,733.48	119,733.48
ACSN - Sitka	0.00	0.00	8,449.34	8,449.34
ASTAC	0.00	0.00	29,911.39	29,911.39
CORDOVA	0.00	0.00	21,925.70	21,925.70
CVTC	0.00	0.00	98,140.39	98,140.39
GCI	0.00	0.00	85,341.77	85,341.77
INTERIOR	0.00	0.00	47,642.19	47,642.19
KPU	0.00	0.00	40,210.93	40,210.93
MTA	0.00	0.00	223,112.11	223,112.11
MUKLUK	0.00	0.00	14,646.06	14,646.06
Subtotal	0.00	0.00	970,337.63	970,337.63
AUSAC	18,304.54	0.00	0.00	18,304.54
Total Distribution	\$18,304.54	\$0.00	\$970,337.63	\$988,642.17

Alaska Universal Service Administrative Company

AUSF Distribution

June-25

Distribution This Month	June-25
-------------------------	---------

Total Remittance	\$983,301.32
Previous Month AUSF Balance	\$2,000.00
Interest on Investments	\$638.50
Late Fees Received/Misc	\$4,702.35
Total Funds Collected	\$990,642.17
LESS: Accrual for Operating Expenses*	(\$2,000.00)
Total Available to Distribute	\$988,642.17

Less:	Current Period	Current Year	Prior Year Support	Total Distribution
		Support Shortage Dist.	Shortage Dist.	
AUSAC Administrative Sweep	\$18,304.54	\$0.00	\$0.00	\$18,304.54
ENS Nonpooling Co. Support	\$0.00	\$0.00	\$758,601.08	\$758,601.08
ENS Pooling Co. Support	\$0.00	\$0.00	\$211,736.55	\$211,736.55
Distribution This Month	\$18,304.54	\$0.00	\$970,337.63	\$988,642.17

Total AUSF Balance	\$2,000.00
AUSF End of Period Available Balance**	\$0.00

*Accrual for Operating Expenses is an accrual to maintain \$2000 in bank.
**The accrual for operating expenses is removed from the total balance to calculate the available balance.

Alaska Universal Service Administrative Company

AUSF Distribution

June-25

2025 Year-To-Date Summary for rate in effect Jan 2025	
	Total

AUSF FUNDS	
Prior Year Balance	\$2,000.00
YTD Remittance	\$6,188,123.51
YTD Interest on Investments and misc items	\$12,815.41
YTD Prior Year Distribution	\$6,156,743.55
YTD Current Year Distribution	\$44,195.37
AUSF Balance	\$2,000.00
	\$0.00
AUSAC ADMINISTRATION	
Proposed Budget	\$118,116.00
YTD Distribution	\$44,195.37
% Distributed	37.42%
Essential Network Support - Nonpooling Companies	
Annual Support	\$9,886,996.00
YTD Distribution	\$0.00
% Distributed	0.00%
Essential Network Support - Pooling Companies	
Annual Support	\$2,759,605.00
YTD Distribution	\$0.00
% Distributed	0.00%
TOTAL	
Total Support Estimate	\$12,764,717.00
YTD Distribution	\$44,195.37
% Distributed	0.35%
GROSS ANNUAL END USER REVENUES	
Filed Annual End User Revenues	\$120,752,706
YTD End User Revenues (YTD June25)	\$59,718,540
% Reported	49.46%

Alaska Universal Service Administrative Company

AUSF Distribution

June-25

	F=A+B-C	A	B	C
AUSF History	Balance	Remittance	Investment Interest and Late Fees	Distribution
1999 Total	286,071.09	3,738,651.25		3,452,580.16
2000 Total	391,714.75	4,009,706.32		3,617,991.57
2001 Total	(341,527.65)	1,234,183.32	27,963.38	1,603,674.35
2002 Total	(99,223.12)	1,768,702.77	7,454.15	1,875,380.04
2003 Total	(5,655.00)	2,170,950.12	2,504.32	2,179,109.44
2004 Total	55,383.76	3,075,113.32	1,654.81	3,021,384.37
2005 Total	32,434.40	3,361,183.54	7,512.14	3,336,261.28
2006 Total	475,993.97	4,288,029.01	24,212.01	3,836,247.05
2007 Total	956,193.52	4,719,544.95	43,790.66	3,807,142.09
2008 Total	(1,095,207.89)	3,040,932.59	23,530.75	4,159,671.23
2009 Total	(434,340.88)	3,923,388.25	8,761.29	4,366,490.42
2010 Total	472,419.01	5,037,854.71	1,494.26	4,566,929.96
2011 Total	1,448,846.05	16,584,300.28	2,079.79	15,137,534.02
2012 Total	415,458.70	30,631,836.49	4,800.55	30,221,178.34
2013 Total	274,031.14	29,505,235.91	5,480.99	29,236,685.76
2014 Total	(1,300,851.43)	27,053,757.73	4,810.31	28,359,419.47
2015 Total	(925,825.50)	26,689,956.54	3,918.53	27,619,700.57
2016 Total	(600,027.42)	26,898,008.03	1,318.29	27,499,353.74
2017 Total	(4,887.50)	27,788,850.61	3,532.67	27,797,270.78
2018 Total	6,847,260.61	36,178,403.61	119,501.14	29,450,644.14
2019 Total	(6,847,260.61)	15,858,521.14	95,582.97	22,801,364.72
2020 Total	0.00	14,424,848.97	4,362.87	14,429,211.84
2021 Total	0.00	13,522,151.30	4,090.65	13,526,241.95
2022 Total	0.00	13,149,188.57	123,414.48	13,272,603.05
2023 Total	(0.00)	12,590,317.92	6,218.16	12,596,536.08
2024 Total	1,000.00	12,113,111.77	26,786.75	12,138,898.52
Year End 2024 AUSF	\$2,000.00	\$343,356,729.02	\$554,775.92	\$343,909,504.94
2025				
January	0.00	1,214,248.93	685.69	1,214,934.62
February	0.00	999,538.49	3,444.31	1,002,982.80
March	0.00	1,007,244.35	620.30	1,007,864.65
April	0.00	989,174.18	1,305.65	990,479.83
May	0.00	994,616.24	1,418.61	996,034.85
June	0.00	983,301.32	5,340.85	988,642.17
July	0.00			
August	0.00			
September	0.00			
October	0.00			
November	0.00			
December	0.00			
2025 AUSF Subtotal	\$0.00	\$6,188,123.51	\$12,815.41	\$6,200,938.92
Total AUSF to Date	\$2,000.00	\$349,544,852.53	\$567,591.33	\$350,110,443.86

Alaska Universal Service Administrative Company

AUSF Distribution

June-25

Support Shortage Detail							
Distribution Priority	Support Period		AUSAC Admin Fee	ENS Nonpooling Support	ENS Pooling Support	Adjustments	Totals
Month 7 (Dropped from Shortage List)	See Prior Year Shortage Section November-24	Support Shortage		-	-	-	-
		Shortage Paid		-	-	-	-
		% Payment					
		Remaining Support Not Recoverable		-	-	-	-
Month 6 (Oldest)	See Prior Year Shortage Section December-24	Support Shortage		-	-	-	-
		Shortage Paid		-	-	-	-
		% Payment		0.00%	0.00%	0.00%	0.00%
		Remaining Support Shortage		-	-	-	-
Month 5	January-25	Support Shortage		(823,916.41)	(229,967.00)	-	(1,053,883.41)
		Shortage Paid		-	-	-	-
		% Payment		0.00%	0.00%	0.00%	0.00%
		Remaining Support Shortage		(823,916.41)	(229,967.00)	-	(1,053,883.41)
Month 4	February-25	Support Shortage		(823,916.41)	(229,967.00)	-	(1,053,883.41)
		Shortage Paid		-	-	-	-
		% Payment		0.00%	0.00%	0.00%	0.00%
		Remaining Support Shortage		(823,916.41)	(229,967.00)	-	(1,053,883.41)
Month 3	March-25	Support Shortage		(823,916.41)	(229,967.00)	-	(1,053,883.41)
		Shortage Paid		-	-	-	-
		% Payment		0.00%	0.00%	0.00%	0.00%
		Remaining Support Shortage		(823,916.41)	(229,967.00)	-	(1,053,883.41)
Month 2	April-25	Support Shortage		(823,916.41)	(229,967.00)	-	(1,053,883.41)
		Shortage Paid		-	-	-	-
		% Payment		0.00%	0.00%	0.00%	0.00%
		Remaining Support Shortage		(823,916.41)	(229,967.00)	-	(1,053,883.41)
Month 1 (Newest)	May-25	Support Shortage		(823,916.41)	(229,967.00)	-	(1,053,883.41)
		Shortage Paid		-	-	-	-
		% Payment		0.00%	0.00%	0.00%	0.00%
		Remaining Support Shortage		(823,916.41)	(229,967.00)	-	(1,053,883.41)
Current Period	June-25	Current Support Due	(18,304.54)	(823,916.41)	(229,967.00)	-	(1,072,187.95)
		Current Distribution Paid	18,304.54	-	-	-	18,304.54
		% Payment	100.00%	0.00%	0.00%	0.00%	0.00%
		Support Shortage	-	(823,916.41)	(229,967.00)	-	(1,053,883.41)
Total Distribution			18,304.54	-	-	-	18,304.54
Total Support Shortage			-	(4,943,498.46)	(1,379,802.00)	-	(6,323,300.46)

Alaska Universal Service Administrative Company

AUSF Distribution

June-25

Current Distribution by Company	ENS					
	Current Support Due	Current Support Distribution	Current Month Support Shortage	Current Year Support Shortage Dist	Prior Year Support Shortage Dist & Adjustments	Total Distribution
AECA: Pooling Co. ENS	229,967.00	0.00	(229,967.00)	0.00	211,736.55	211,736.55
ACSA - Ft. Wainwright	9,112.83	0.00	(9,112.83)	0.00	8,390.42	8,390.42
ACS - Fairbanks	62,802.58	0.00	(62,802.58)	0.00	57,823.96	57,823.96
ACSA - Juneau	3,555.17	0.00	(3,555.17)	0.00	3,273.34	3,273.34
ACSN - Glacier State	130,042.50	0.00	(130,042.50)	0.00	119,733.48	119,733.48
ACSN - Sitka	9,176.83	0.00	(9,176.83)	0.00	8,449.34	8,449.34
ASTAC	32,486.75	0.00	(32,486.75)	0.00	29,911.39	29,911.39
CORDOVA	23,813.50	0.00	(23,813.50)	0.00	21,925.70	21,925.70
CVTC	106,590.25	0.00	(106,590.25)	0.00	98,140.39	98,140.39
INTERIOR	51,744.17	0.00	(51,744.17)	0.00	47,642.19	47,642.19
KPU	43,673.08	0.00	(43,673.08)	0.00	40,210.93	40,210.93
MTA	242,322.00	0.00	(242,322.00)	0.00	223,112.11	223,112.11
MUKLUK	15,907.08	0.00	(15,907.08)	0.00	14,646.06	14,646.06
GCI	92,689.67	0.00	(92,689.67)	0.00	85,341.77	85,341.77
Total Current Distribution	\$1,053,883.41	\$0.00	(\$1,053,883.41)	\$0.00	\$970,337.63	\$970,337.63

Alaska Universal Service Administrative Company

AUSF Distribution

June-25

Current Distribution by Company	Distribution Breakdown									
	Monthly Support	Percent of Support	Support Distribution Made on July 30, 2025							
			See Prior Year Shortage Section December-24 Period	Jan 2025 Period	Feb 2025 Period	Mar 2025 Period	Apr 2025 Period	May 2025 Period	Total Shortage Distribution	Current Period
			Pool ENS Dist	\$ -	\$ -	\$ -	\$ -	\$ -	\$ -	\$ -
			NP ENS Dist	\$ -	\$ -	\$ -	\$ -	\$ -	\$ -	\$ -
ENS										
Pooled										
AECA: Pooling Co. ENS	\$229,967.00	100.00%	-	-	-	-	-	-	-	-
Pooled Subtotal	\$ 229,967.00	100.00%	-	-	-	-	-	-	-	-
NonPooled										
ACSA - Ft. Wainwright	\$ 9,112.83	1.11%	-	-	-	-	-	-	-	-
ACS - Fairbanks	62,802.58	7.62%	-	-	-	-	-	-	-	-
ACSA - Juneau	3,555.17	0.43%	-	-	-	-	-	-	-	-
ACSN - Glacier State	130,042.50	15.78%	-	-	-	-	-	-	-	-
ACSN - Sitka	9,176.83	1.11%	-	-	-	-	-	-	-	-
ASTAC	32,486.75	3.94%	-	-	-	-	-	-	-	-
CORDOVA	23,813.50	2.89%	-	-	-	-	-	-	-	-
CVTC	106,590.25	12.94%	-	-	-	-	-	-	-	-
INTERIOR	51,744.17	6.28%	-	-	-	-	-	-	-	-
KPU	43,673.08	5.30%	-	-	-	-	-	-	-	-
MTA	242,322.00	29.41%	-	-	-	-	-	-	-	-
MUKLUK	15,907.08	1.93%	-	-	-	-	-	-	-	-
GCI	92,689.67	11.25%	-	-	-	-	-	-	-	-
NonPooled Subtotal	\$ 823,916.41	100.00%	-	-	-	-	-	-	-	-
ENS Distribution Total	\$ 1,053,883.41		-	-	-	-	-	-	-	-

Alaska Universal Service Administrative Company

AUSF Distribution

June-25

Nonpooling Companies - ENS	ENS Support			FIRST QTR		Apr-25		May-25		Jun-25			YTD ENS Support	YTD ENS Shortage Drop Off (Not Paid)
Company	Annual 2025*	1/12 Annual	Percent of Support	Distribution Total	Remaining Shortage	Distribution Total	Remaining Shortage	Distribution Total	Remaining Shortage	Original Distribution	Distribution Total	Remaining Shortage		
NonPooling Company ENS Distribution						0.00		0.00		0.00				
ACS-FTW	109,354	9,112.83	1.11%	0.00	(27,338.49)	0.00	(9,112.83)	0.00	(9,112.83)	0.00	0.00	(9,112.83)	0.00	0.00
ACS-Fairbanks	753,631	62,802.58	7.62%	0.00	(188,407.74)	0.00	(62,802.58)	0.00	(62,802.58)	0.00	0.00	(62,802.58)	0.00	0.00
ACS-Juneau	42,662	3,555.17	0.43%	0.00	(10,665.51)	0.00	(3,555.17)	0.00	(3,555.17)	0.00	0.00	(3,555.17)	0.00	0.00
ACS-GST	1,560,510	130,042.50	15.78%	0.00	(390,127.50)	0.00	(130,042.50)	0.00	(130,042.50)	0.00	0.00	(130,042.50)	0.00	0.00
ACS-Sitka	110,122	9,176.83	1.11%	0.00	(27,530.49)	0.00	(9,176.83)	0.00	(9,176.83)	0.00	0.00	(9,176.83)	0.00	0.00
ASTAC	389,841	32,486.75	3.94%	0.00	(97,460.25)	0.00	(32,486.75)	0.00	(32,486.75)	0.00	0.00	(32,486.75)	0.00	0.00
Cordova	285,762	23,813.50	2.89%	0.00	(71,440.50)	0.00	(23,813.50)	0.00	(23,813.50)	0.00	0.00	(23,813.50)	0.00	0.00
CVTC	1,279,083	106,590.25	12.94%	0.00	(319,770.75)	0.00	(106,590.25)	0.00	(106,590.25)	0.00	0.00	(106,590.25)	0.00	0.00
Interior	620,930	51,744.17	6.28%	0.00	(155,232.51)	0.00	(51,744.17)	0.00	(51,744.17)	0.00	0.00	(51,744.17)	0.00	0.00
KPU	524,077	43,673.08	5.30%	0.00	(131,019.24)	0.00	(43,673.08)	0.00	(43,673.08)	0.00	0.00	(43,673.08)	0.00	0.00
MTA	2,907,864	242,322.00	29.41%	0.00	(726,966.00)	0.00	(242,322.00)	0.00	(242,322.00)	0.00	0.00	(242,322.00)	0.00	0.00
Mukluk	190,885	15,907.08	1.93%	0.00	(47,721.24)	0.00	(15,907.08)	0.00	(15,907.08)	0.00	0.00	(15,907.08)	0.00	0.00
GCI	1,112,276	92,689.67	11.25%	0.00	(278,069.01)	0.00	(92,689.67)	0.00	(92,689.67)	0.00	0.00	(92,689.67)	0.00	0.00
Total	\$ 9,886,997.00	\$ 823,916.41	100.00%	\$0.00	(\$2,471,749.23)	\$0.00	(\$823,916.41)	\$0.00	(\$823,916.41)	\$0.00	\$0.00	(\$823,916.41)	\$0.00	\$0.00

* From TA44-998 filed 10/01/2024 - effective January 1, 2025.

Alaska Universal Service Administrative Company

AUSF Distribution

June-25

POOLING Companies - ENS 1st & 2nd Qtr		ENS Support		Percent of Support	FIRST QTR		Apr-25		May-25		Jun-25			YTD ENS Support	YTD ENS Shortage Drop Off (Not Paid)
Company	Annual 2025**	1/12 Annual	Distribution Total		Remaining Shortage	Distribution Total	Remaining Shortage	Distribution Total	Remaining Shortage	Original Distribution	Distribution Total	Remaining Shortage			
Pooling Company ENS Distributions															
Adak Eagle Enterprises	278,695.00	23,224.58	10.10%	0.00	(69,673.74)	0.00	(23,224.58)	0.00	(23,224.58)	0.00	0.00	(23,224.58)	0.00	0.00	
ATC	430,988.00	35,915.67	15.62%	0.00	(107,747.01)	0.00	(35,915.67)	0.00	(35,915.67)	0.00	0.00	(35,915.67)	0.00	0.00	
BBTC	166,489.00	13,874.08	6.03%	0.00	(41,622.24)	0.00	(13,874.08)	0.00	(13,874.08)	0.00	0.00	(13,874.08)	0.00	0.00	
Bettles	2,053.00	171.08	0.07%	0.00	(513.24)	0.00	(171.08)	0.00	(171.08)	0.00	0.00	(171.08)	0.00	0.00	
Bush-Tell	128,201.00	10,683.42	4.65%	0.00	(32,050.26)	0.00	(10,683.42)	0.00	(10,683.42)	0.00	0.00	(10,683.42)	0.00	0.00	
Nushagak	209,977.00	17,498.08	7.61%	0.00	(52,494.24)	0.00	(17,498.08)	0.00	(17,498.08)	0.00	0.00	(17,498.08)	0.00	0.00	
OTZ	296,258.00	24,688.17	10.74%	0.00	(74,064.51)	0.00	(24,688.17)	0.00	(24,688.17)	0.00	0.00	(24,688.17)	0.00	0.00	
Summit	123,320.00	10,276.67	4.47%	0.00	(30,830.01)	0.00	(10,276.67)	0.00	(10,276.67)	0.00	0.00	(10,276.67)	0.00	0.00	
United KUC	122,223.00	10,185.25	4.43%	0.00	(30,555.75)	0.00	(10,185.25)	0.00	(10,185.25)	0.00	0.00	(10,185.25)	0.00	0.00	
United Utilities	746,005.00	62,167.08	27.03%	0.00	(186,501.24)	0.00	(62,167.08)	0.00	(62,167.08)	0.00	0.00	(62,167.08)	0.00	0.00	
Yukon	33,833.00	2,819.42	1.23%	0.00	(8,458.26)	0.00	(2,819.42)	0.00	(2,819.42)	0.00	0.00	(2,819.42)	0.00	0.00	
Subtotal	\$ 2,538,042.00	\$ 211,503.50	91.97%	0.00	(634,510.50)	0.00	(211,503.50)	0.00	(211,503.50)	0.00	0.00	(211,503.50)	0.00	0.00	
Average Schedule Companies															
Circle Telephone Co.	13,740.00	1,145.00	0.50%	0.00	(3,435.00)	0.00	(1,145.00)	0.00	(1,145.00)	0.00	0.00	(1,145.00)	0.00	0.00	
North Country Telephone	36,562.00	3,046.83	1.32%	0.00	(9,140.49)	0.00	(3,046.83)	0.00	(3,046.83)	0.00	0.00	(3,046.83)	0.00	0.00	
Subtotal	50,302.00	4,191.83	1.82%	0.00	(12,575.49)	0.00	(4,191.83)	0.00	(4,191.83)	0.00	0.00	(4,191.83)	0.00	0.00	
Company subtotal	2,588,344.00	215,695.33		0.00	(647,085.99)	0.00		0.00		0.00	0.00		0.00		
AECA ENS Admin fee	171,260.00	14,271.67	6.21%	0.00	(42,815.01)	0.00	(14,271.67)	0.00	(14,271.67)	0.00	0.00	(14,271.67)	0.00	0.00	
Total	\$2,759,604.00	\$229,967.00	100.00%	\$0.00	(\$689,901.00)	\$0.00	(\$229,967.00)	\$0.00	(\$229,967.00)	\$0.00	\$0.00	(\$229,967.00)	\$0.00	\$0.00	

**From TA44-998 filed 10/01/2024 - effective January 1, 2025, AECA Admin fee from U-23-001 filed 4/04/2024

Total ENS including Nonpooling and Pooling

\$0.00

\$0.00

\$0.00

\$0.00

\$0.00

Alaska Universal Service Administrative Company
Intrastate End User Revenues - Trends

AUSF Distribution

June-25

Date	# of Cos.	Local	Wireless	IXC	Payphone	Other	Uncollectible	VOIP	Total Revenue
Jan-24	128	4,996,716	4,181,909	830,524	1,554	4,092	(19,439)	318,046	10,313,403
Feb-24	126	4,900,336	3,823,487	891,374	1,554	6,968	(15,034)	337,484	9,946,169
Mar-24	125	5,022,057	4,079,122	773,084	1,554	7,763	(15,472)	345,400	10,213,507
Apr-24	126	5,015,020	3,969,309	911,766	1,554	7,329	(15,497)	333,908	10,223,388
May-24	128	5,023,650	4,053,077	830,049	1,554	7,033	(15,929)	365,561	10,264,995
Jun-24	126	4,991,161	3,961,934	918,998	1,554	8,349	(15,173)	322,872	10,189,696
Jul-24	121	5,024,154	4,097,365	924,608	1,554	8,424	(16,297)	335,994	10,375,802
Aug-24	122	4,964,168	4,061,569	951,736	1,554	15,648	(15,351)	323,763	10,303,086
Sep-24	123	4,898,070	4,082,460	893,902	1,554	16,512	41,719	284,325	10,218,542
Oct-24	122	4,859,953	4,053,561	896,088	1,554	13,772	(15,248)	277,782	10,087,463
Nov-24	127	4,720,611	4,029,068	892,284	1,345	13,249	(10,772)	287,994	9,933,778
Dec-24	125	4,956,212	4,189,126	844,989	1,364	12,352	(11,525)	294,528	10,287,046
YTD Total 2024		\$ 59,372,108	\$ 48,581,986	\$ 10,559,401	\$ 18,249	\$ 121,492	\$ (124,017)	\$ 3,827,656	\$ 122,356,876

Adjustments to prior periods are reflected in the period they apply to, not the period in which they were made.

Date	# of Cos.	Local	Wireless	IXC	Payphone	Other	Uncollectible	VOIP	Total Revenue
Jan-25	127	4,771,067	4,135,934	834,267	916	16,346	(11,274)	283,448	10,030,704
Feb-25	128	4,817,869	3,976,470	853,081	1,383	16,341	(11,291)	294,901	9,948,754
Mar-25	124	4,840,708	4,184,903	782,583	1,005	16,924	(10,800)	322,989	10,138,313
Apr-25	124	4,705,598	4,063,925	797,502	1,194	18,160	(10,203)	268,583	9,844,759
May-25	123	4,710,967	4,190,341	814,575	1,194	16,854	(10,356)	326,739	10,050,314
Jun-25	120	4,556,277	4,128,818	734,495	1,194	14,362	(8,455)	279,005	9,705,695
Jul-25									
Aug-25									
Sep-25									
Oct-25									
Nov-25									
Dec-25									
YTD Total 2025		\$ 28,402,486	\$ 24,680,390	\$ 4,816,503	\$ 6,886	\$ 98,988	\$ (62,378)	\$ 1,775,666	\$ 59,718,540

Adjustments to prior periods are reflected in the period they apply to, not the period in which they were made.

Alaska Universal Service Administrative Company

Intrastate End User Revenues - Variance Analysis

AUSF Distribution

June-25

2025 Month over Month - Variances	# of Cos.	Local	Wireless	IXC	Payphone	Other	Uncollectible	VOIP	Total Revenue
Jan	2%	-4%	-1%	-1%	-33%	32%	-2%	-4%	-2%
Feb	1%	1%	-4%	2%	51%	0%	0%	4%	-1%
Mar	-3%	0%	5%	-8%	-27%	4%	-4%	10%	2%
Apr	0%	-3%	-3%	2%	19%	7%	-6%	-17%	-3%
May	-1%	0%	3%	2%	0%	-7%	1%	22%	2%
Jun	-2%	-3%	-1%	-10%	0%	-15%	-18%	-15%	-3%
Jul									
Aug									
Sep									
Oct									
Nov									
Dec									

2025 Year over Year - Variances	# of Cos.	Local	Wireless	IXC	Payphone	Other	Uncollectible	VOIP	Total Revenue
Jan	-1%	-5%	-1%	0%	-41%	299%	-42%	-11%	-3%
Feb	2%	-2%	4%	-4%	-11%	135%	-25%	-13%	0%
Mar	-1%	-4%	3%	1%	-35%	118%	-30%	-6%	-1%
Apr	-2%	-6%	2%	-13%	-23%	148%	-34%	-20%	-4%
May	-4%	-6%	3%	-2%	-23%	140%	-35%	-11%	-2%
Jun	-5%	-9%	4%	-20%	-23%	72%	-44%	-14%	-5%
Jul									
Aug									
Sep									
Oct									
Nov									
Dec									
YTD Total*		-5%	3%	-7%	-26%	138%	-35%	-12%	-2%

* YTD June

Prior Year Support Detail
2024

Alaska Universal Service Administrative Company

AUSF Distribution

June-25

Current Distribution by Company	ENS					
	Current Support Due	Current Support Distribution	Current Month Support Shortage	Current Year Support Shortage Dist	Prior Year Support Shortage Dist & Adjustments	Total Distribution
AECA: Pooling Co. ENS	0.00	0.00	0.00	211,736.55	0.00	211,736.55
ACSA - Ft. Wainwright	0.00	0.00	0.00	8,390.42	0.00	8,390.42
ACS - Fairbanks	0.00	0.00	0.00	57,823.96	0.00	57,823.96
ACSA - Juneau	0.00	0.00	0.00	3,273.34	0.00	3,273.34
ACSN - Glacier State	0.00	0.00	0.00	119,733.48	0.00	119,733.48
ACSN - Sitka	0.00	0.00	0.00	8,449.34	0.00	8,449.34
ASTAC	0.00	0.00	0.00	29,911.39	0.00	29,911.39
CORDOVA	0.00	0.00	0.00	21,925.70	0.00	21,925.70
CVTC	0.00	0.00	0.00	98,140.39	0.00	98,140.39
INTERIOR	0.00	0.00	0.00	47,642.19	0.00	47,642.19
KPU	0.00	0.00	0.00	40,210.93	0.00	40,210.93
MTA	0.00	0.00	0.00	223,112.11	0.00	223,112.11
MUKLUK	0.00	0.00	0.00	14,646.06	0.00	14,646.06
GCI	0.00	0.00	0.00	85,341.77	0.00	85,341.77
Total Current Distribution	\$0.00	\$0.00	\$0.00	\$970,337.63	\$0.00	\$970,337.63

Alaska Universal Service Administrative Company

AUSF Distribution

June-25

2024 Year-To-Date Summary for rate in effect Jan 2024

	Total	YE 2024	2024 Paid in 2025
AUSF FUNDS			
Prior Year Balance	\$0.00		
YTD Remittance	\$12,113,111.77	\$12,113,111.77	\$0.00
YTD Interest on Investments and misc items	\$26,786.75	\$26,786.75	\$0.00
YTD Prior Year Distribution	\$6,094,317.86	\$6,094,317.86	\$0.00
YTD Current Year Distribution	\$12,201,324.30	\$6,044,580.66	\$6,156,743.64
AUSF Balance (Current yr. shortage paid in following yr.)	(\$6,155,743.64)		
	(\$6,155,743.64)		
AUSAC ADMINISTRATION			
Proposed Budget	\$120,560.00		
YTD Distribution	\$97,130.99	\$97,130.99	\$0.00
% Distributed	80.57%		
Essential Network Support - Nonpooling Companies			
Annual Support	\$9,886,996.00		
YTD Distribution	\$9,459,923.40	\$4,646,637.54	\$4,813,285.86
% Distributed	95.68%		
Essential Network Support - Pooling Companies			
Annual Support	\$2,767,836.00		
YTD Distribution	\$2,644,269.91	\$1,300,812.13	\$1,343,457.78
% Distributed	95.54%		
TOTAL			
Total Support Estimate	\$12,775,392.00		
YTD Distribution	\$12,201,324.30		
% Distributed	95.51%		
GROSS ANNUAL END USER REVENUES			
Filed Annual End User Revenues	\$122,057,838		
YTD End User Revenues (YTD Dec 24)	\$120,197,707		
% Reported	98.48%		

Alaska Universal Service Administrative Company

AUSF Distribution

June-25

Support Shortage Detail							
Distribution Priority	Support Period		AUSAC Admin Fee	ENS Nonpooling Support	ENS Pooling Support	Adjustments	Totals
Month 7 (Dropped from Shortage List)	November-24	Support Shortage		(49,448.08)	(13,801.68)	-	(63,249.76)
		Shortage Paid		-	-	-	-
		% Payment					
		Remaining Support Not Recoverable		(49,448.08)	(13,801.68)	-	(63,249.76)
Month 6 (Oldest)	December-24	Support Shortage		(823,916.41)	(229,967.00)	-	(1,053,883.41)
		Shortage Paid		758,601.08	211,736.55	-	970,337.63
		% Payment		92.07%	92.07%	92.07%	0.00%
		Remaining Support Shortage		(65,315.33)	(18,230.45)	-	(83,545.78)
Month 5	N/A	Support Shortage		-	-	-	-
		Shortage Paid		-	-	-	-
		% Payment		0.00%	0.00%	0.00%	0.00%
		Remaining Support Shortage		-	-	-	-
Month 4	N/A	Support Shortage		-	-	-	-
		Shortage Paid		-	-	-	-
		% Payment		0.00%	0.00%	0.00%	0.00%
		Remaining Support Shortage		-	-	-	-
Month 3	N/A	Support Shortage		-	-	-	-
		Shortage Paid		-	-	-	-
		% Payment		0.00%	0.00%	0.00%	0.00%
		Remaining Support Shortage		-	-	-	-
Month 2	N/A	Support Shortage		-	-	-	-
		Shortage Paid		-	-	-	-
		% Payment		0.00%	0.00%	0.00%	0.00%
		Remaining Support Shortage		-	-	-	-
Month 1 (Newest)	N/A	Support Shortage		-	-	-	-
		Shortage Paid		-	-	-	-
		% Payment		0.00%	0.00%	0.00%	0.00%
		Remaining Support Shortage		-	-	-	-
Current Period	N/A	Current Support Due	-	-	-	-	-
		Current Distribution Paid	-	-	-	-	-
		% Payment	0.00%	0.00%	0.00%	0.00%	0.00%
		Support Shortage	-	-	-	-	-
Total Distribution			-	758,601.08	211,736.55	-	970,337.63
Total Support Shortage			-	(65,315.33)	(18,230.45)	-	(83,545.78)

Alaska Universal Service Administrative Company

AUSF Distribution

June-25

Current Distribution by Company	Distribution Breakdown									
	Monthly Support	Percent of Support	Support Distribution Made on July 30, 2025							
			Dec 2024 Period	N/A Period	N/A Period	N/A Period	N/A Period	N/A Period	Total Shortage Distribution	Current Period
			Pool ENS Dist	\$ 211,736.55	\$ -	\$ -	\$ -	\$ -	\$ 211,736.55	\$ -
			NP ENS Dist	\$ 758,601.08	\$ -	\$ -	\$ -	\$ -	\$ 758,601.08	\$ -
ENS										
Pooled										
AECA: Pooling Co. ENS	\$229,967.00	100.00%	211,736.55	-	-	-	-	-	211,736.55	-
Pooled Subtotal	\$ 229,967.00	100.00%	211,736.55	-	-	-	-	-	211,736.55	-
NonPooled										
ACSA - Ft. Wainwright	\$ 9,112.83	1.11%	8,390.42	-	-	-	-	-	8,390.42	-
ACS - Fairbanks	62,802.58	7.62%	57,823.96	-	-	-	-	-	57,823.96	-
ACSA - Juneau	3,555.17	0.43%	3,273.34	-	-	-	-	-	3,273.34	-
ACSN - Glacier State	130,042.50	15.78%	119,733.48	-	-	-	-	-	119,733.48	-
ACSN - Sitka	9,176.83	1.11%	8,449.34	-	-	-	-	-	8,449.34	-
ASTAC	32,486.75	3.94%	29,911.39	-	-	-	-	-	29,911.39	-
CORDOVA	23,813.50	2.89%	21,925.70	-	-	-	-	-	21,925.70	-
CVTC	106,590.25	12.94%	98,140.39	-	-	-	-	-	98,140.39	-
INTERIOR	51,744.17	6.28%	47,642.19	-	-	-	-	-	47,642.19	-
KPU	43,673.08	5.30%	40,210.93	-	-	-	-	-	40,210.93	-
MTA	242,322.00	29.41%	223,112.11	-	-	-	-	-	223,112.11	-
MUKLUK	15,907.08	1.93%	14,646.06	-	-	-	-	-	14,646.06	-
GCI	92,689.67	11.25%	85,341.77	-	-	-	-	-	85,341.77	-
NonPooled Subtotal	\$ 823,916.41	100.00%	758,601.08	-	-	-	-	-	758,601.08	-
ENS Distribution Total	\$ 1,053,883.41		970,337.63	-	-	-	-	-	970,337.63	-

Alaska Universal Service Administrative Company

AUSF Distribution

June-25

Nonpooling Companies - ENS	ENS Support			FIRST QTR		SECOND QTR		THIRD QTR	
	Annual 2024*	1/12 Annual	Percent of Support	Distribution Total	Remaining Shortage	Current Distribution	Remaining Shortage	Current Distribution	Remaining Shortage
NonPooling Company ENS Distribution									
ACS-FTW	109,354	9,112.83	1.11%	26,288.06	(1,050.43)	25,105.53	(2,232.96)	27,338.49	0.00
ACS-Fairbanks	753,631	62,802.58	7.62%	181,168.53	(7,239.21)	173,018.90	(15,388.84)	188,407.74	0.00
ACS-Juneau	42,662	3,555.17	0.43%	10,255.70	(409.81)	9,794.37	(871.14)	10,665.51	0.00
ACS-GST	1,560,510	130,042.50	15.78%	375,137.59	(14,989.91)	358,262.50	(31,865.00)	390,127.50	0.00
ACS-Sitka	110,122	9,176.83	1.11%	26,472.68	(1,057.81)	25,281.85	(2,248.64)	27,530.49	0.00
ASTAC	389,841	32,486.75	3.94%	93,715.53	(3,744.72)	89,499.85	(7,960.40)	97,460.25	0.00
Cordova	285,762	23,813.50	2.89%	68,695.53	(2,744.97)	65,605.35	(5,835.15)	71,440.50	0.00
CVTC	1,279,083	106,590.25	12.94%	307,484.16	(12,286.59)	293,652.38	(26,118.37)	319,770.75	0.00
Interior	620,930	51,744.17	6.28%	149,267.98	(5,964.53)	142,553.36	(12,679.15)	155,232.51	0.00
KPU	524,077	43,673.08	5.30%	125,985.07	(5,034.17)	120,317.79	(10,701.45)	131,019.24	0.00
MTA	2,907,864	242,322.00	29.41%	699,033.70	(27,932.30)	667,588.56	(59,377.44)	726,966.00	0.00
Mukluk	190,885	15,907.08	1.93%	45,887.64	(1,833.60)	43,823.44	(3,897.80)	47,721.24	0.00
GCI	1,112,276	92,689.67	11.25%	267,384.73	(10,684.28)	255,356.76	(22,712.25)	278,069.01	0.00
Total	\$ 9,886,997.00	\$ 823,916.41	100.00%	\$2,376,776.90	(\$94,972.33)	\$2,269,860.64	(\$201,888.59)	\$2,471,749.23	\$0.00

* From TA42-998 filed 10/02/2023 - effective January 1, 2024.

Alaska Universal Service Administrative Company

AUSF Distribution

June-25

Nonpooling Companies - ENS	ENS Support			Oct-24		Nov-24		Dec-24			FOURTH QTR		YTD ENS Support	YTD ENS Shortage Drop Off (Not Paid)
	Annual 2024*	1/12 Annual	Percent of Support	Distribution Total	Remaining Shortage	Distribution Total	Remaining Shortage	Shortage Dist 07/30/2025	Distribution Total	Remaining Shortage	Current Distribution	Remaining Shortage		
NonPooling Company ENS Distribution				808,467.22		774,468.33		758,601.08	758,601.08					
ACS-FTW	109,354	9,112.83	1.11%	8,941.95	(170.88)	8,565.92	(546.91)	8,390.42	8,390.42	(722.41)	25,898.29	(1,440.20)	104,630.37	(4,001.18)
ACS-Fairbanks	753,631	62,802.58	7.62%	61,624.98	(1,177.60)	59,033.43	(3,769.15)	57,823.96	57,823.96	(4,978.62)	178,482.37	(9,925.37)	721,077.54	(27,574.80)
ACS-Juneau	42,662	3,555.17	0.43%	3,488.51	(66.66)	3,341.80	(213.37)	3,273.34	3,273.34	(281.83)	10,103.65	(561.86)	40,819.23	(1,560.98)
ACS-GST	1,560,510	130,042.50	15.78%	127,604.09	(2,438.41)	122,237.88	(7,804.62)	119,733.48	119,733.48	(10,309.02)	369,575.45	(20,552.05)	1,493,103.04	(57,097.94)
ACS-Sitka	110,122	9,176.83	1.11%	9,004.75	(172.08)	8,626.07	(550.76)	8,449.34	8,449.34	(727.49)	26,080.16	(1,450.33)	105,365.18	(4,029.29)
ASTAC	389,841	32,486.75	3.94%	31,877.59	(609.16)	30,537.03	(1,949.72)	29,911.39	29,911.39	(2,575.36)	92,326.01	(5,134.24)	373,001.64	(14,264.00)
Cordova	285,762	23,813.50	2.89%	23,366.97	(446.53)	22,384.31	(1,429.19)	21,925.70	21,925.70	(1,887.80)	67,676.98	(3,763.52)	273,418.36	(10,455.84)
CVTC	1,279,083	106,590.25	12.94%	104,591.59	(1,998.66)	100,193.14	(6,397.11)	98,140.39	98,140.39	(8,449.86)	302,925.12	(16,845.63)	1,223,832.41	(46,800.73)
Interior	620,930	51,744.17	6.28%	50,773.92	(970.25)	48,638.70	(3,105.47)	47,642.19	47,642.19	(4,101.98)	147,054.81	(8,177.70)	594,108.66	(22,719.40)
KPU	524,077	43,673.08	5.30%	42,854.17	(818.91)	41,052.00	(2,621.08)	40,210.93	40,210.93	(3,462.15)	124,117.10	(6,902.14)	501,439.20	(19,175.61)
MTA	2,907,864	242,322.00	29.41%	237,778.24	(4,543.76)	227,778.83	(14,543.17)	223,112.11	223,112.11	(19,209.89)	688,669.18	(38,296.82)	2,782,257.44	(106,396.67)
Mukluk	190,885	15,907.08	1.93%	15,608.81	(298.27)	14,952.40	(954.68)	14,646.06	14,646.06	(1,261.02)	45,207.27	(2,513.97)	182,639.59	(6,984.35)
GCI	1,112,276	92,689.67	11.25%	90,951.65	(1,738.02)	87,126.82	(5,562.85)	85,341.77	85,341.77	(7,347.90)	263,420.24	(14,648.77)	1,064,230.74	(40,697.40)
Total	\$ 9,886,997.00	\$ 823,916.41	100.00%	\$808,467.22	(\$15,449.19)	\$774,468.33	(\$49,448.08)	\$758,601.08	\$758,601.08	(\$65,315.33)	\$2,341,536.63	(\$130,212.60)	\$9,459,923.40	(\$361,758.19)

* From TA42-998 filed 10/02/2023 - effective January 1, 2024.

AUSF Distribution

POOLING Companies - ENS 1st & 2nd Qtr			Percent of Support	FIRST QTR		SECOND QTR		YTD ENS Support
	ENS Support			Distribution Total	Remaining Shortage	Current Distribution	Remaining Shortage	
Company	Annual 2024**	1/12 Annual						
Pooling Company ENS Distributions								
Adak Eagle Enterprises	278,695.00	23,224.58	10.07%	66,996.66	(2,677.08)	63,982.89	(5,690.85)	266,656.61
ATC	430,988.00	35,915.67	15.57%	103,607.04	(4,139.97)	98,946.41	(8,800.60)	412,371.33
BBTC	166,489.00	13,874.08	6.02%	40,022.99	(1,599.25)	38,222.60	(3,399.64)	159,297.39
Bettles	2,053.00	171.08	0.07%	493.51	(19.73)	471.32	(41.92)	1,964.27
Bush-Tell	128,201.00	10,683.42	4.63%	30,818.78	(1,231.48)	29,432.44	(2,617.82)	122,663.31
Nushagak	209,977.00	17,498.08	7.59%	50,477.25	(2,016.99)	48,206.59	(4,287.65)	200,906.90
OTZ	296,258.00	24,688.17	10.70%	71,218.72	(2,845.79)	68,015.04	(6,049.47)	283,461.04
Summit	123,320.00	10,276.67	4.46%	29,645.43	(1,184.58)	28,311.85	(2,518.16)	117,993.17
United KUC	122,223.00	10,185.25	4.42%	29,381.70	(1,174.05)	28,060.01	(2,495.74)	116,943.52
United Utilities	746,005.00	62,167.08	26.95%	179,335.27	(7,165.97)	171,268.11	(15,233.13)	713,780.91
Yukon	33,833.00	2,819.42	1.22%	8,133.27	(324.99)	7,767.40	(690.86)	32,371.60
Subtotal	\$ 2,538,042.00	\$ 211,503.50	91.70%	610,130.62	(24,379.88)	582,684.66	(51,825.84)	2,428,410.05
Average Schedule Companies								
Circle Telephone Co.	13,740.00	1,145.00	0.50%	3,303.02	(131.98)	3,154.44	(280.56)	13,146.50
North Country Telephone	36,562.00	3,046.83	1.32%	8,789.28	(351.21)	8,393.91	(746.58)	34,982.64
Subtotal	50,302.00	4,191.83	1.82%	12,092.30	(483.19)	11,548.35	(1,027.14)	48,129.14
Company subtotal	2,588,344.00	215,695.33		622,222.92	(24,863.07)	594,233.01	(52,852.98)	2,476,539.19
AECA ENS Admin fee	179,491.00	14,957.58	6.48%	43,148.59	(1,724.15)	41,207.61	(3,665.13)	167,730.70
Total	\$2,767,835.00	\$230,652.91	100.00%	\$665,371.51	(\$26,587.22)	\$635,440.62	(\$56,518.11)	\$2,644,269.89

Total ENS including Nonpooling and Pooling

\$3,042,148.41

\$2,905,301.26

\$12,104,193.29

Alaska Universal Service Administrative Company

AUSF Distribution

June-25

POOLING Companies - ENS 3rd & 4th Qtr			Percent of Support	THIRD QTR		Oct-24		Nov-24		Dec-24			FOURTH QTR		YTD ENS Support	YTD ENS Shortage Drop Off (Not Paid)
Company	Annual 2024**	1/12 Annual		Current Distribution	Remaining Shortage	Distribution Total	Remaining Shortage	Distribution Total	Remaining Shortage	Shortage Dist 07/30/2025	Distribution Total	Remaining Shortage	Current Distribution	Remaining Shortage		
Pooling Company ENS Distributions						225,654.91		216,165.32		211,736.55	211,736.55					
Adak Eagle Enterprises	278,695.00	23,224.58	10.10%	69,673.74	0.00	22,789.11	(435.47)	21,830.74	(1,393.84)	21,383.47	21,383.47	(1,841.11)	66,003.32	(3,670.42)	266,656.61	(10,197.24)
ATC	430,988.00	35,915.67	15.62%	107,747.01	0.00	35,242.23	(673.44)	33,760.16	(2,155.51)	33,068.48	33,068.48	(2,847.19)	102,070.87	(5,676.14)	412,371.33	(15,769.52)
BBTC	166,489.00	13,874.08	6.03%	41,622.24	0.00	13,613.93	(260.15)	13,041.41	(832.67)	12,774.22	12,774.22	(1,099.86)	39,429.56	(2,192.68)	159,297.39	(6,091.71)
Bettles	2,053.00	171.08	0.07%	513.24	0.00	167.87	(3.21)	160.81	(10.27)	157.52	157.52	(13.56)	486.20	(27.04)	1,964.27	(75.13)
Bush-Tell	128,201.00	10,683.42	4.65%	32,050.26	0.00	10,483.09	(200.33)	10,042.24	(641.18)	9,836.50	9,836.50	(846.92)	30,361.83	(1,688.43)	122,663.31	(4,690.81)
Nushagak	209,977.00	17,498.08	7.61%	52,494.24	0.00	17,169.97	(328.11)	16,447.92	(1,050.16)	16,110.93	16,110.93	(1,387.15)	49,728.82	(2,765.42)	200,906.90	(7,682.91)
OTZ	296,258.00	24,688.17	10.74%	74,064.51	0.00	24,225.24	(462.93)	23,206.49	(1,481.68)	22,731.04	22,731.04	(1,957.13)	70,162.77	(3,901.74)	283,461.04	(10,839.87)
Summit	123,320.00	10,276.67	4.47%	30,830.01	0.00	10,083.97	(192.70)	9,659.91	(616.76)	9,462.00	9,462.00	(814.67)	29,205.88	(1,624.13)	117,993.17	(4,512.20)
United KUC	122,223.00	10,185.25	4.43%	30,555.75	0.00	9,994.27	(190.98)	9,573.97	(611.28)	9,377.82	9,377.82	(807.43)	28,946.06	(1,609.69)	116,943.52	(4,472.05)
United Utilities	746,005.00	62,167.08	27.03%	186,501.24	0.00	61,001.39	(1,165.69)	58,436.07	(3,731.01)	57,238.83	57,238.83	(4,928.25)	176,676.29	(9,824.95)	713,780.91	(27,295.80)
Yukon	33,833.00	2,819.42	1.23%	8,458.26	0.00	2,766.55	(52.87)	2,650.21	(169.21)	2,595.91	2,595.91	(223.51)	8,012.67	(445.59)	32,371.60	(1,237.93)
Subtotal	\$ 2,538,042.00	\$ 211,503.50	91.97%	634,510.50	0.00	207,537.62	(3,965.88)	198,809.93	(12,693.57)	194,736.72	194,736.72	(16,766.78)	601,084.27	(33,426.23)	2,428,410.05	(92,865.17)
Average Schedule Companies																
Circle Telephone Co.	13,740.00	1,145.00	0.50%	3,435.00	0.00	1,123.53	(21.47)	1,076.28	(68.72)	1,054.23	1,054.23	(90.77)	3,254.04	(180.96)	13,146.50	(502.73)
North Country Telephone	36,562.00	3,046.83	1.32%	9,140.49	0.00	2,989.70	(57.13)	2,863.97	(182.86)	2,805.29	2,805.29	(241.54)	8,658.96	(481.53)	34,982.64	(1,337.78)
Subtotal	50,302.00	4,191.83	1.82%	12,575.49	0.00	4,113.23	(78.60)	3,940.25	(251.58)	3,859.52	3,859.52	(332.31)	11,913.00	(662.49)	48,129.14	(1,840.51)
Company subtotal	2,588,344.00	215,695.33		647,085.99	0.00	211,650.85		202,750.18		198,596.24	198,596.24		612,997.27	(34,088.72)	2,476,539.19	
AECA ENS Admin fee	171,260.00	14,271.67	6.21%	42,815.01	0.00	14,004.06	(267.61)	13,415.14	(856.53)	13,140.29	13,140.29	(1,131.38)	40,559.49	(1,124.14)	167,730.70	(6,513.42)
Total	\$2,759,604.00	\$229,967.00	100.00%	\$689,901.00	\$0.00	\$225,654.91	(\$4,312.09)	\$216,165.32	(\$13,801.68)	\$211,736.53	\$211,736.53	(\$18,230.47)	\$653,556.76	(\$35,212.86)	\$2,644,269.89	(\$101,219.10)

**From TA41-998 filed 08/01/2023 - effective July 1, 2023, AECA Admin fee from U-23-001 filed 10/13/2023

Total ENS including Nonpooling and Pooling

\$3,161,650.23

\$1,034,122.13

\$990,633.65

\$970,337.61

\$970,337.61

\$2,995,093.39

Alaska Universal Service Administrative Company
Schedule I.A. Disbursement of Universal Service Funds
Period Ending June 30, 2025

Quarterly Report		Total YTD 2025	1st Qtr 2025 10%	2nd Qtr 2025 10%
1	AUSAC ADMINISTRATION Distribution	44,195.37	13,382.03	30,813.34
2	ENS-Nonpooled Distribution	4,813,285.86	2,511,425.04	2,301,860.82
3	ENS-Pooled Distribution	1,343,457.78	700,975.09	642,482.69
4	TOTAL AUSF DISTRIBUTION	6,200,939.01	3,225,782.16	2,975,156.85

	YTD 2025
5 Distribution Shortage	\$ 6,406,846.24
6 Cash Working Capital Adjustment Factor	\$ 1,593,589.63
7 Total Estimated AUSF Support (Line 4+5+6)	\$ 14,201,374.88
8 Gross End User Revenues	\$59,718,539.73
9 Calculated AUSF Surcharge Factor (Line 8/9)	23.78%
10 2025 AUSF Surcharge Rate	10.00%
11 Variance	-13.78%

Alaska Universal Service Administrative Company
Schedule I.B. Reported Intrastate End User Revenues
Period Ending June 30, 2025

2025 Reported Revenues	Total Reported Revenues	Local Revenue	Wireless Revenue	Interexchange Revenue	Payphone Revenue	Other Revenue	Uncollectible Revenues	VoIP Revenues
Total Revenues 1/1/2025-6/31/2025	\$59,718,539.73	\$28,402,485.52	\$24,680,390.39	\$4,816,503.16	\$6,886.00	\$98,987.61	(\$62,378.48)	\$1,775,665.53

Alaska Universal Service Administrative Company

Schedule I.C. Distribution Shortage

Period Ending June 30, 2025

Support Shortage Detail							
Distribution Priority	Support Period		AUSAC Admin Fee	ENS Nonpooling Support	ENS Pooling Support	Adjustments	Totals
Month 7 (Dropped from Shortage List)	November-24	Support Shortage		(49,448.08)	(13,801.68)	-	(63,249.76)
		Shortage Paid		-	-	-	-
		% Payment					
		Remaining Support Not Recoverable		(49,448.08)	(13,801.68)	-	(63,249.76)
Month 6 (Oldest)	December-24	Support Shortage		(823,916.41)	(229,967.00)	-	(1,053,883.41)
		Shortage Paid		758,601.08	211,736.55	-	970,337.63
		% Payment		92.07%	92.07%	92.07%	0.00%
		Remaining Support Shortage		(65,315.33)	(18,230.45)	-	(83,545.78)
Month 5	January-25	Support Shortage		(823,916.41)	(229,967.00)	-	(1,053,883.41)
		Shortage Paid		-	-	-	-
		% Payment		0.00%	0.00%	0.00%	0.00%
		Remaining Support Shortage		(823,916.41)	(229,967.00)	-	(1,053,883.41)
Month 4	February-25	Support Shortage		(823,916.41)	(229,967.00)	-	(1,053,883.41)
		Shortage Paid		-	-	-	-
		% Payment		0.00%	0.00%	0.00%	0.00%
		Remaining Support Shortage		(823,916.41)	(229,967.00)	-	(1,053,883.41)
Month 3	March-25	Support Shortage		(823,916.41)	(229,967.00)	-	(1,053,883.41)
		Shortage Paid		-	-	-	-
		% Payment		0.00%	0.00%	0.00%	0.00%
		Remaining Support Shortage		(823,916.41)	(229,967.00)	-	(1,053,883.41)
Month 2	April-25	Support Shortage		(823,916.41)	(229,967.00)	-	(1,053,883.41)
		Shortage Paid		-	-	-	-
		% Payment		0.00%	0.00%	0.00%	0.00%
		Remaining Support Shortage		(823,916.41)	(229,967.00)	-	(1,053,883.41)
Month 1 (Newest)	May-25	Support Shortage		(823,916.41)	(229,967.00)	-	(1,053,883.41)
		Shortage Paid		-	-	-	-
		% Payment		0.00%	0.00%	0.00%	0.00%
		Remaining Support Shortage		(823,916.41)	(229,967.00)	-	(1,053,883.41)
Current Period	June-25	Current Support Due	(18,304.54)	(823,916.41)	(229,967.00)	-	(1,072,187.95)
		Current Distribution Paid	18,304.54	-	-	-	18,304.54
		% Payment	100.00%	0.00%	0.00%	0.00%	0.00%
		Support Shortage	-	(823,916.41)	(229,967.00)	-	(1,053,883.41)
Total Distribution			18,304.54	758,601.08	211,736.55	-	988,642.17
Total Support Shortage			-	(5,008,813.79)	(1,398,032.45)	-	(6,406,846.24)

Alaska Universal Service Administrative Company

Schedule I.D. Notes to Disbursement of Universal Service Funds (Schedule 1.A.)

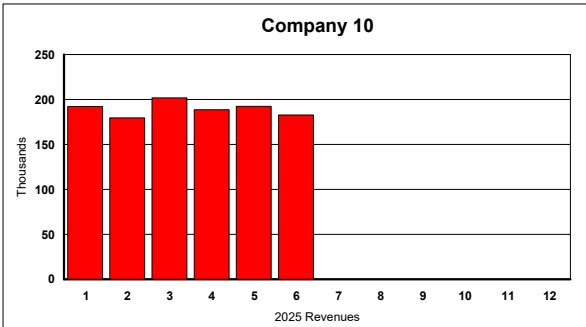
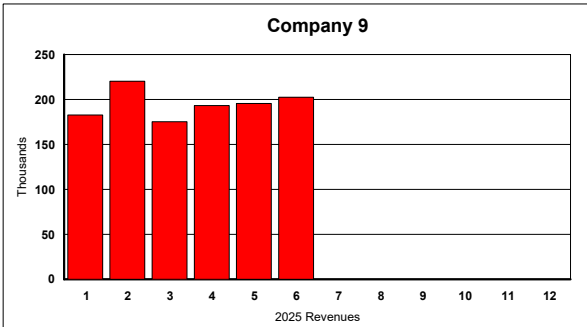
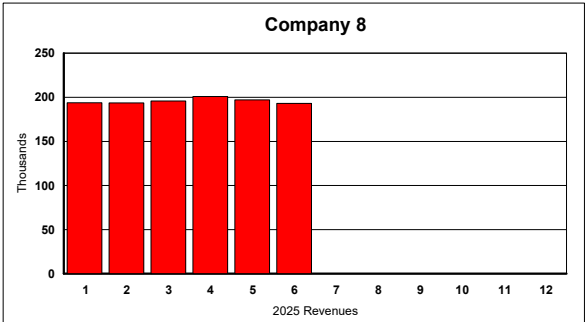
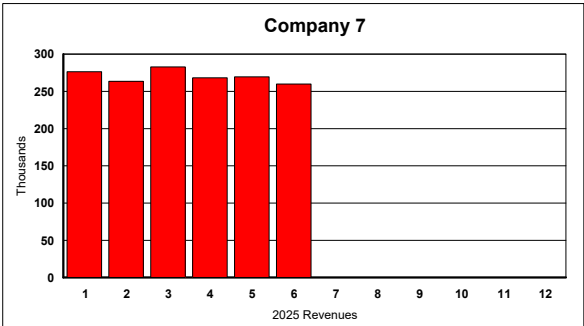
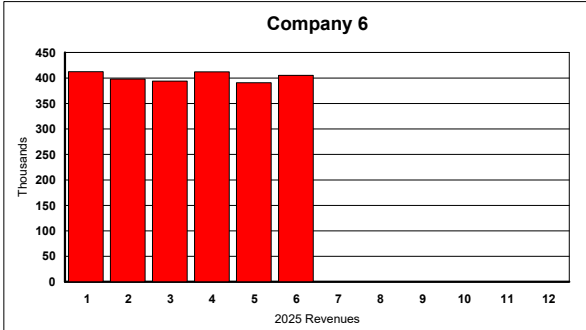
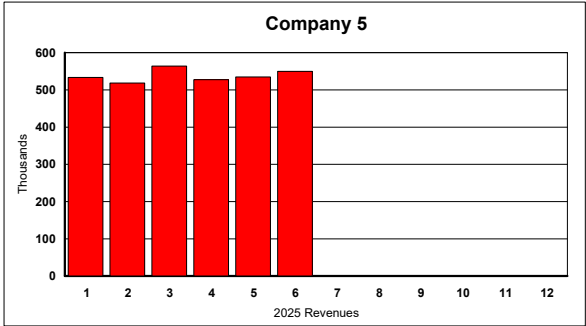
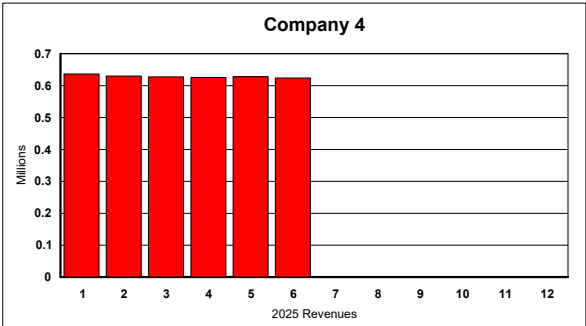
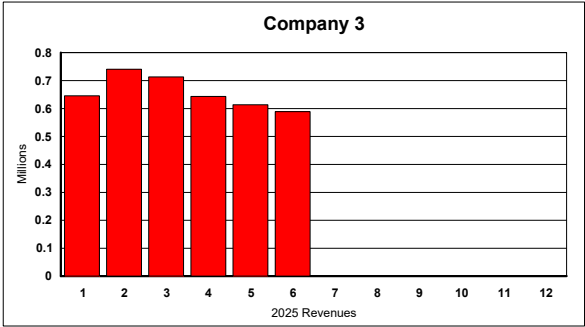
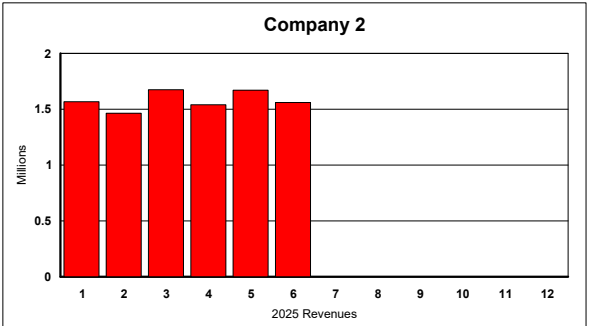
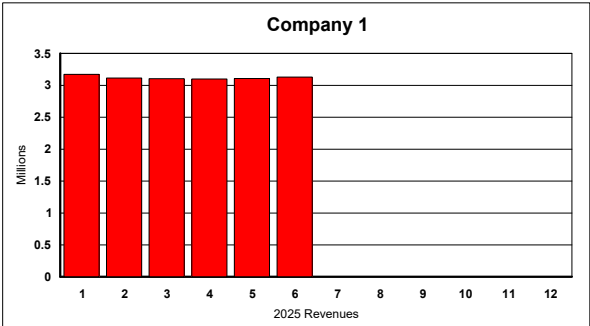
Period Ending June 30, 2025

General Notes

Schedule 1.A. Disbursement of Universal Service Funds shows the disbursements by quarter and by surcharge rate. The effective surcharge rate is 10% for 2025.

Row numbers have been added to the left of Schedule 1.A. for presentation purposes and are explained in the section below.

Row Number	Column	Explanation
4	Total YTD 2025	Actual funds distributed as of the period ending June 30, 2025 First and second quarter disbursements reflect payments of support for the 2024 support period shortages and the current second quarter 2025 AUSAC administration distribution. The first and second quarter 2025 support for ENS is currently 100% short.
5	YTD 2025	Distribution shortage of the fund as of the period ending June 30, 2025. See Schedule 1.C.
6	YTD 2025	Working Capital Allowance is from RCA Staff Recommendation, TA2-998, November 18,1999, Page 5,1.5 times AUSAC monthly expenses. This calculation is 1.5 times the estimated AUSAC monthly distribution, for the 12 months of the 2025 year. 1.5*(approved annual ENS support and actual YTD AUSAC administration / 12)
7	YTD 2025	Lines 5+6 from the YTD 2025 column + line 4 from the Total YTD 2025 column.
8	YTD 2025	Gross End User Revenues for the January through June 2025 periods
9	YTD 2025	Calculated AUSF Surcharge Factor based on actual end user revenues, actual disbursements in the January through June 2025 periods, and the AUSF cash balance. This calculation looks back and assumes the calculated surcharge factor and AUSF cash balance would be applied to the January through June 2025 periods resulting in enough funds to cover the first through fourth quarter 2025 disbursements, and working capital.
10	YTD 2025	Surcharge rate effective 1/1/2020 (10%), TA28-998. No change to the surcharge rate in 2025.
11	YTD 2025	The approved 2025 surcharge rate for the January through June 2025 periods was 13.78% below the calculated surcharge required to meet the 2025 disbursement needs, and the working capital allowance.



ALASKA UNIVERSAL SERVICE ADMINISTRATIVE COMPANY

AGENT'S REPORT BOARD OF DIRECTORS MEETING

July 28, 2025

Since our last regular meeting, Staff have created a new AUSAC website and have been assisting Erickson & Brooks with gathering company data for the compliance review. Staff have assisted companies with outstanding remittances and corrections and are working to clear out prior period credits.

A copy of the June 2025 financial report is included this month, labelled VI.A. This month the Board has two items to consider, the approval of the invoice for administrative services from AECA for the month of June 2025 and the invoice for the 2024 financial audit and 990 prep.

The AECA invoice for administrative services is higher this month due to the increased hours for website development and review of remittances to clear prior credits.

The invoice from Alban for the 2024 financial audit and 990 prep is in line with the agreed upon bid amount of \$10,800. The 990 has been accepted by the IRS and the 2024 financial process has been closed out.

The new AUSAC website will be rolled out on July 29. The new website has been modernized, provides more security for site administration and is significantly easier to use.

AUSAC has posted RFP's for the 2025 financial audit and the compliance review of 2024 to online RFP sites. Additionally, AUSAC has reached out to the community via facebook to solicit additional local CPA's that may be interested. A pre-bid conference is scheduled for August 8, 2025 for the compliance review. All bids are due August 25, 2025 and the Board will review during the August monthly meeting.

BOARD ACTION REQUEST #1:

Recommend the Board approve the payment for invoice number 361 from AECA, for June 2025 administrative services for a total of \$6,267.05.

BOARD ACTION REQUEST #2:

Recommend the Board approve the payment for the invoice from Alban for the 2024 financial audit and 990 tax prep, for a total of \$10,800.00.

All bills received by AUSAC have been paid. This concludes the Agent's report.

7/25/2025

Variance: Actual Higher
(Lower) than Budget

AUSAC FINANCIAL STATEMENT
CASH BASIS

ACCOUNT	June-25					
	Current Month			YTD		
	ACTUAL	BUDGET	VARIANCE	ACTUAL	BUDGET	VARIANCE
EXPENDITURES						
GEN/ADM:						
Administration Support	\$ 4,139	\$ 4,917	\$ (778)	\$ 18,996	\$ 29,498	\$ (10,502)
Administration Support: 2024 Pd in 2025	-	-	-	2,475	-	2,475
Miscellaneous	16	90	(74)	190	290	(100)
Misc. Exp. 2024 Pd in 2025	-	-	-	-	-	-
Postage & Courier	-	9	(9)	7	47	(40)
Postage & Courier Exp.2024 Paid in 2025	-	-	-	-	-	-
Insurance	886	886	(1)	5,307	5,316	(9)
Legal	-	955	(955)	665	5,730	(5,065)
Legal Exp. 2024 Pd in 2025	-	-	-	-	-	-
Database Project/Web	17	15	2	46	90	(44)
Database Project Exp.2024 Paid in 2025	-	-	-	-	-	-
Audit	-	-	-	-	-	-
Audit Exp. 2024 Pd in 2025	-	-	-	-	-	-
Agreed Upon Procedures/Compliance Review	-	-	-	-	-	-
Comp. Rev. Exp.2024 Paid in 2025	-	-	-	-	-	-
Bank Fees	300	608	(308)	1,633	3,648	(2,015)
Notices/Adv	89	191	(102)	252	1,146	(894)
Notices/Adv. Exp. 2024 Pd in 2025	-	-	-	95	-	95
SUBTOTAL	\$ 5,447	\$ 7,671	\$ (2,224)	\$ 29,665	\$ 45,765	\$ (16,100)
OTHER						
Directors Expense	-	-	-	-	367	(367)
SUBTOTAL	-	-	-	-	367	(367)
TOTAL EXPENDITURES	\$ 5,447	\$ 7,671	\$ (2,224)	\$ 29,665	\$ 46,132	\$ (16,467)
Total Expenditures for 2024 Paid in 2025	-	-	-	2,569	-	-
INCOME:						
Tariff Remittance Funds (from the sweep account)	2,698	-	2,698	31,744	-	31,744
Interest	639	517	122	4,141	3,102	1,039
Interest from CD Investments	-	-	-	-	-	-
Other (late fees)	782	-	782	919	-	919
Reimbursements	-	-	-	-	-	-
Miscellaneous	-	-	-	-	-	-
Deposit In Transit (Sweep)	-	-	-	-	-	-
TOTAL INCOME	\$ 4,118	\$ 517	\$ 3,601	\$ 36,805	\$ 3,102	\$ 33,703
NET VARIANCE	\$ (1,329)	\$ (7,154)	\$ 5,825	\$ 7,139	\$ (43,030)	\$ 50,169
CASH						
Beginning Cash	\$0			\$0		
Cash On Hand				\$0		

7/30/2025
Proj. Exp. & Cash Draw
\$ 6,267
-
5
-
-
-
886
-
-
-
10,800
-
-
-
300
47
-
\$ 18,305
-
-
\$ 18,305
-
18,305
-
-
919
-
-
-
\$ 18,305
-

VI.A.

AUSAC Financial Statement

Notes to Financial Statement

July 25, 2025

1. Cash Balance at June 30, 2025 is \$0 in the general operating account. This account sweeps to the BISA account at FNBA as the checks clear.
2. \$5,447 was posted to the statement for services and bank fees.
3. Administrative support expense of \$4,139 applicable to May 2025 was posted to this report.
4. Miscellaneous expense was \$16 in May for email hosting and check signing.
5. Insurance expense was \$886 for the monthly installment payments.
6. Database/Web expense was \$17 in June for the virtual machine.
7. Bank fee expense was \$300 June.
8. Notices expense was \$89 in June.
9. Interest income was \$639 in Jun.
10. Other or Late Fee income was \$782 in June related to the late payment or late submission of monthly remittances.
11. The cash sweep in June was \$2,698. The estimated sweep for expenditures in July 2025 is \$18,305.

Alaska Universal Service Administrative Company
AUSF Cash Balances in Banks
July 25, 2025

Bank	Type	Next Mature Date	Avg Rate	7/23/2025
Edward Jones CD	Closed			\$0.00
	Interest Earned		0.00%	\$0.00
	Fees			\$0.00
	Total			\$0.00
Funds transferred to FNBA				\$0.00
Remaining Balance				\$0.00
First National Bank Alaska	R&D Acct/RP	Daily	Varies	\$1,010,289.15
FNBA	Total			\$1,010,289.15
Total AUSF Cash Balances in Banks				\$1,010,289.15
Out of Period Adjustments				(\$19,646.98)
Total Available Balance				\$990,642.17

Alaska Exchange Carriers Association

P O Box 241281
Anchorage, AK 99524

Invoice

Date	Invoice #
6/30/2025	361

Bill To
AUSAC PO Box 241281 Anchorage, AK 99524

Quantity	Item Code	Description	Price Each	Amount
4	R&D Report Prep	(610-70) Prepare Remittance & Distribution Report Prior Period R&D reconciliations	42.25	169.00
4	R&D Report Prep	(610-70) Prepare Remittance & Distribution Report Prior R&D period reconciliations	42.25	169.00
6	R&D Report Prep	(610-70) Prepare Remittance & Distribution Report Prior R&D period reconciliations	42.25	253.50
5	R&D Report Prep	(610-70) Prepare Remittance & Distribution Report Prior R&D period reconciliations	42.25	211.25
3	R&D Report Prep	(610-70) Prepare Remittance & Distribution Report Prior Period R&D reconciliations	42.25	126.75
3.5	R&D Report Prep	(610-70) Prepare Remittance & Distribution Report Prior R&D period reconciliations	42.25	147.88
2	R&D Report Prep	(610-70) Prepare Remittance & Distribution Report Prior Period R&D reconciliations	42.25	84.50
6	R&D Report Prep	(610-70) Prepare Remittance & Distribution Report Current period R&D prep	42.25	253.50
3	R&D Report Prep	(610-70) Prepare Remittance & Distribution Report Prior R&D period reconciliations	42.25	126.75
4	R&D Report Prep	(610-70) Prepare Remittance & Distribution Report Prior R&D period reconciliations	42.25	169.00
4	R&D Report Prep	(610-70) Prepare Remittance & Distribution Report Prior R&D period reconciliations	42.25	169.00
3	R&D Report Prep	(610-70) Prepare Remittance & Distribution Report Current period R&D prep	42.25	126.75
7.5	R&D Report Prep	(610-70) Prepare Remittance & Distribution Report Prior Period R&D reconciliations	42.25	316.88
6	R&D Report Prep	(610-70) Prepare Remittance & Distribution Report Current period R&D prep	42.25	253.50
2	Audit Rpts	Audit remittance advice Annual Audit Revision	42.25	84.50
2	R&D Report Prep	(610-70) Prepare Remittance & Distribution Report Prior R&D period reconciliations	42.25	84.50
1	R&D Report Prep	(610-70) Prepare Remittance & Distribution Report review	89.54	89.54
1.25	Membr Mtgs	(605-05) Prepare for & attend membership group & annual meetings annual mtg	89.54	111.93
0.25	Dist. of Funds	(610-25) Distribution of Funds	89.54	22.39
0.5	Compliance Audit	(625-60) Compliance Audit per U-98-168.	89.54	44.77
1	R&D Report Prep	(610-70) Prepare Remittance & Distribution Report review	89.54	89.54
			Total	

Alaska Exchange Carriers Association

P O Box 241281
Anchorage, AK 99524

Invoice

Date	Invoice #
6/30/2025	361

Bill To
AUSAC PO Box 241281 Anchorage, AK 99524

Quantity	Item Code	Description	Price Each	Amount
1.5	R&D Report Prep	(610-70) Prepare Remittance & Distribution Report review	89.54	134.31
0.25	Membr Mtgs	(605-05) Prepare for & attend membership group & annual meetings	89.54	22.39
3	Membr Mtgs	(605-05) Prepare for & attend membership group & annual meetings	89.54	268.62
0.5	Gen. Admin.	(625-05) Administrative work on AUSAC contract audit, financials	89.54	44.77
1	Late Fee Analysis	(610-51) Preparation and Review of monthly Late Fee Analysis	89.54	89.54
1	R&D Report Prep	(610-70) Prepare Remittance & Distribution Report review	89.54	89.54
0.5	MTG Minutes	(605-10) Draft, Review, Revise & Finalize Minutes	89.54	44.77
3.25	Membr Mtgs	(605-05) Prepare for & attend membership group & annual meetings	89.54	291.01
1	Gen. Admin.	(625-05) Administrative work on AUSAC contract historical document review	89.54	89.54
0.5	Compliance Audit	(625-60) Compliance Audit per U-98-168.	89.54	44.77
1	Late Fee Invoice	(610-52) Preparation and Issuance of Late Fee Invoice	89.54	89.54
0.5	Gen. Admin.	(625-05) Administrative work on AUSAC contract 990	89.54	44.77
0.5	Gen. Admin.	(625-05) Administrative work on AUSAC contract audit 990, financials	89.54	44.77
1.25	Gen. Admin.	(625-05) Administrative work on AUSAC contract audit, financials	89.54	111.93
1	Gen. Admin.	(625-05) Administrative work on AUSAC contract audit 990, financials	89.54	89.54
0.5	Gen. Admin.	(625-05) Administrative work on AUSAC contract audit 990, financials	89.54	44.77
1	Gen. Admin.	(625-05) Administrative work on AUSAC contract audit, financials	89.54	89.54
0.5	R&D Report Prep	(610-70) Prepare Remittance & Distribution Report review	89.54	44.77
0.5	Follow up on Late ...	(610-53) Follow up on outstanding Late Fee Invoices	89.54	44.77
0.25	R&D Report Prep	(610-70) Prepare Remittance & Distribution Report review	89.54	22.39
1	Dist. of Funds	(610-25) Distribution of Funds	38.05	38.05
1	Annual Mtg Ex	Expenses associated with the annual mtg. for AUSAC.	38.05	38.05
			Total	

Alaska Exchange Carriers Association

P O Box 241281
Anchorage, AK 99524

Invoice

Date	Invoice #
6/30/2025	361

Bill To
AUSAC PO Box 241281 Anchorage, AK 99524

Quantity	Item Code	Description	Price Each	Amount
1	Annual Mtg Ex	Expenses associated with the annual mtg. for AUSAC.	38.05	38.05
2	Agenda_Notice	(625-70) Prepare agenda, Notice meetings, Call attendees	38.05	76.10
0.5	Gen. Admin.	(625-05) Administrative work on AUSAC contract	38.05	19.03
1	R&D Report Prep	(610-70) Prepare Remittance & Distribution Report	38.05	38.05
0.5	Follow up on Late ...	(610-53) Follow up on outstanding Late Fee Invoices	38.05	19.03
3	Bill & Coll.	(610-10) Reconcile Bank report to remittances, to data entry, audit reports and analyze reports .	38.05	114.15
1	Post Remit.	(610-40) Post remittance forms and prepare monthly reports.	38.05	38.05
3	Post Remit.	(610-40) Post remittance forms and prepare monthly reports.	38.05	114.15
1	Follow up on Late ...	(610-53) Follow up on outstanding Late Fee Invoices	38.05	38.05
1.5	Compliance Audit	(625-60) Compliance Audit per U-98-168.	38.05	57.08
2	Compliance Audit	(625-60) Compliance Audit per U-98-168.	38.05	76.10
0.5	Mail	(610-26) Open mail, download and print files.	38.05	19.03
0.5	Mail	(610-26) Open mail, download and print files.	38.05	19.03
0.5	Mail	(610-26) Open mail, download and print files.	38.05	19.03
0.5	Compliance Audit	(625-60) Compliance Audit per U-98-168.	38.05	19.03
0.5	Follow up on Late ...	(610-53) Follow up on outstanding Late Fee Invoices	38.05	19.03
0.5	Mail	(610-26) Open mail, download and print files.	38.05	19.03
3.5	Bill & Coll.	(610-10) Reconcile Bank report to remittances, to data entry, audit reports and analyze reports .	38.05	133.18
1	Collections	(610-50) Collection and compliance issues. Company notices.	38.05	38.05
0.5	Follow up on Late ...	(610-53) Follow up on outstanding Late Fee Invoices	38.05	19.03
0.5	Mail	(610-26) Open mail, download and print files.	38.05	19.03
1.5	Mail	(610-26) Open mail, download and print files.	38.05	57.08
1	Annual Mtg Ex	Expenses associated with the annual mtg. for AUSAC.	38.05	38.05
0.5	Collections	(610-50) Collection and compliance issues. Company notices.	38.05	19.03
0.5	Mail	(610-26) Open mail, download and print files.	38.05	19.03
0.5	MTG Minutes	(605-10) Draft, Review, Revise & Finalize Minutes	38.05	19.03
0.5	Annual Mtg Ex	Expenses associated with the annual mtg. for AUSAC.	38.05	19.03
0.5	Annual Mtg Ex	Expenses associated with the annual mtg. for AUSAC.	38.05	19.03
0.5	Compliance Audit	(625-60) Compliance Audit per U-98-168.	38.05	19.03
0.5	Mail	(610-26) Open mail, download and print files.	38.05	19.03
0.5	Gen. Admin.	(625-05) Administrative work on AUSAC contract	38.05	19.03
0.5	Agenda_Notice	(625-70) Prepare agenda, Notice meetings, Call attendees	38.05	19.03
0.5	Annual Mtg Ex	Expenses associated with the annual mtg. for AUSAC.	38.05	19.03
0.5	Compliance Audit	(625-60) Compliance Audit per U-98-168.	38.05	19.03
0.5	Maintain Web	(625-25) Set up and maintain AUSAC web site.	38.05	19.03
1	Gen. Admin.	(625-05) Administrative work on AUSAC contract	38.05	38.05
	Reimb Group			
			Total	

Alaska Exchange Carriers Association

P O Box 241281
Anchorage, AK 99524

Invoice

Date	Invoice #
6/30/2025	361

Bill To
AUSAC PO Box 241281 Anchorage, AK 99524

Quantity	Item Code	Description	Price Each	Amount
		AUSAC postage	0.00	0.00
		Azure AUSAC	10.85	10.85
		Rackspace AUSAC	6.16	6.16
		AUSAC postal trip/check signing (11/1/24-4/10/25)	10.61	10.61
		AUSAC postage	0.00	0.00
		Total Reimbursable Expenses		27.62
			Total	\$6,267.05

Alban & Company, PC

3150 C Street

• Anchorage, AK 99503

(907) 522-3222

• albancpas.com

• ron@albancpas.com

Alaska Universal Service

Administrative Company

Attn: Keegan Bernier

PO Box 241281

Anchorage, AK 99524

Invoice: 14025

Date: 06/30/2025

Due Date: 07/20/2025

For professional service rendered as follows

Audit of 2024 NonProfit Financial Statement and Preparation of Federal Form 990 Return of Organization Exempt From Income Tax	10,800.00
Billed Time & Expenses	\$10,800.00
Invoice Total	<u>\$10,800.00</u>

To pay by credit card go to albancpas.com and look for the payment portal in the upper right-hand corner. We appreciate your business. No surcharge added.

Date	Type	Reference	Debit	Credit	Balance
06/01/25	Beginning Balance				\$0.00
06/30/25	Invoice #14025	14025	10,800.00		10,800.00
06/30/25	Amount Due				<u>\$10,800.00</u>

VI.C.

STATE OF ALASKA

THE REGULATORY COMMISSION OF ALASKA

Before Commissioners:

John M. Espindola, Chair
Steve DeVries
Mark Johnston
Robert M. Pickett
John C. Springsteen

In the Matter of the Consideration of Revision to)
3 AAC 53.300(d) to Extend the Sunset Date of the)
Alaska Universal Service Fund)

Docket R-25-004

ORDER NO. 1

**ORDER OPENING DOCKET, ISSUING REGULATION FOR
PUBLIC COMMENT, AND ADDRESSING TIMELINE FOR
DECISION**

BY THE COMMISSION:

Summary

We open a rule-making docket to consider revision to our regulation at 3 AAC 53.300(d). We issue a proposed draft regulation for public comment and address the timeline for decision.

Background

The Alaska Universal Service Fund (AUSF or Fund) was created in 1999 under the authority of AS 42.05.840.¹ That statute reads:

Sec. 42.05.840. Universal service fund. The commission may establish a universal service fund or other mechanism to be used to ensure the provision of long distance telephone service at reasonable rates throughout the state and to otherwise preserve universal service.

¹Order R-97-005(7)/R-97-006(7)/U-98-168(1), *Order Adopting Regulations and Changes to Manual; Opening docket to Consider AUSF Administrator; and Establishing Meeting and Filing Requirements*, dated November 23, 1998 (adopting AUSF regulations found at 3 AAC 53.300 – 3 AAC 53.399).

1 The regulations that establish the AUSF are found at 3 AAC 53.300 – 3 AAC
2 53.399. Under our current regulation at 3 AAC 53.300(d), the AUSF terminates or
3 “sunsets” on June 30, 2026. That regulation reads, “[t]he provisions of 3 AAC 53.300 –
4 3 AAC 53.399 do not apply after June 30, 2026.”

5 Discussion

6 At our public meetings held February 26, 2025, and March 12, 2025, we
7 discussed two petitions filed by telecommunications services providers, Matanuska
8 Telecom Association, Inc. and Alaska Communications (ACS).² In each of the petitions,
9 we received a request to open a rule-making docket to address the sunset date of the
10 AUSF.³ We voted to deny the MTA Petition, noting that we had not yet had the
11 opportunity to consider the ACS Petition and wished to prevent multiple rule-making
12 proceedings addressing identical subject matter.⁴ We subsequently considered the ACS
13 Petition and considered the broad scope of the rule-making proceeding proposed by ACS.
14 We ultimately voted to deny the ACS Petition and elected to open a rule-making
15 proceeding on our own motion to consider revision to our regulation at 3 AAC 53.300(d)
16 for the limited purpose of extending the AUSF for a period of two years, through June 30,
17 2028.

20 ²February 26, 2025, Public Meeting Tr. 43-49 (discussing *Matanuska Telecom*
21 *Association, Inc.’s Petition for Rulemaking*, filed February 7, 2025, in Docket R-25-002
22 (MTA Petition)); March 12, 2025, Public Meeting Tr. 26-30 (discussing *Alaska*
Communications’ Petition for Rulemaking, filed February 19, 2025, in Docket R-25-003
(ACS Petition)).

23 ³The MTA Petition sought either repeal of the sunset provision contained in
24 3 AAC 53.300(d) or amendment of 3 AAC 53.300(d) to extend the sunset date to June
25 30, 2028. The ACS Petition sought repeal of the sunset provision contained in
26 3 AAC 53.300(d) as well as reform to AUSF contributions, AUSF disbursements, and the
size of the AUSF.

⁴Order R-25-003(1), *Order Denying Petition and Closing Docket*, dated March 19,
2025.

Public Notice

We issue public notice seeking comments from interested persons on the draft regulation attached to this order as an appendix. Comments on this regulation must be filed by 5 p.m., Monday, August 18, 2025. Because this is a rule-making docket, interested persons submitting comments do not need to serve their comments on the other entities or persons set out on the service list for this order. Interested persons may submit comments through our website instead of submitting hardcopies.

To file comments using our website and to view other filed comments, go to <https://rca.alaska.gov/RCAWeb/WhatsNew/PublicNoticesComments.aspx>. We will post a copy of the filed comments on our website at <http://rca.alaska.gov>. Those seeking to obtain materials in this docket at our website must select *All Open Rule-making Dockets* under *Top Searches* and choose matter number R-25-004.

Timeline for Decision

We are required by AS 42.05.175(e) to issue a final decision in a rule-making proceeding not later than 730 days after the order initiating the proceeding is issued. Therefore, we must issue a final order in this proceeding no later than July 16, 2027.

ORDER

THE COMMISSION FURTHER ORDERS:

1. Docket R-25-004 is opened to consider revision to 3 AAC 53.300(d).

2. By 5 p.m., Monday, August 18, 2025, interested persons may file comments in response to the draft regulation attached to this order as an appendix. Comments should reference Docket R-25-004.⁵

DATED AND EFFECTIVE at Anchorage, Alaska, this 16th day of July, 2025.

BY DIRECTION OF THE COMMISSION



⁵If you are a person with a disability who needs a special accommodation to participate in this process, please contact Steve Jones at 907-276-6222, toll free at 1-800-390-2782, or TTY/Alaska Relay at 7-1-1 or 1-800-770-8973, or send your request by electronic mail to rca.mail@alaska.gov at least three business days before the deadline to make the necessary arrangements.

AUSAC
Open Invoices
As of July 23, 2025

Alaska Universal Service Administrative company
Late Fee Invoice Waiver Request
7/28/2025

Num	Open Balance	Comments
436	\$37.27	Last late fee was 3/25 remittance and 1/23-9/24 (previously unreported)
433	\$61.72	no previous late fees
430	\$682.04	no previous late fees