

Alaska Universal Service Administrative Company

BOARD OF DIRECTORS

Meeting Agenda

**Monthly Meeting – Thursday October 26, 2023
10:00 a.m Teleconference Only - Anchorage Alaska**

Teleconference: Contact AUSAC for Meeting Link

-
- I. Roll Call
 - II. Approval of Agenda
 - III. Public Comment (Limited to 5 Minutes)
 - IV. Approval of Prior Minutes
 - A. September 28, 2023 – Monthly Board Meeting
 - B. October 2, 2023 – Special Board Meeting
 - V. AUSF Remittance and Distribution: September 2023
 - A. Quarterly Report Filing – Period Ending September 30, 2023
 - B. Quarterly Review Analysis - Period Ending September 30, 2023
 - VI. Agent Report
 - A. Financial Statements – September 2023
 - B. AECA Invoices – September 2023
 - C. FNBA Banking Analysis
 - VII. Unfinished Business
 - A. AUSF 2021 Compliance Review - Status
 - VIII. New Business
 - IX. Next Meeting/Adjournment

**ALASKA UNIVERSAL SERVICE
ADMINISTRATIVE COMPANY**

Board of Directors

Monthly Meeting

September 28, 2023

I. Roll Call

Board Vice President Steve Kramer called the meeting to order at approximately 8:50 a.m. Alaska time. He then asked Keegan Bernier to call roll:

Lisa Phillips, Board President – IXC (virtual, joined during roll call and proceeded to lead the meeting)

Steve Kramer, Board Vice President– ILEC (virtual)

David Collier- IXC w/Wholesale Tariff (virtual)

Lisa Koker – ILEC (virtual)

Laura Kompkoff – Other Telecom Provider (virtual)

Sarah Sandbak – Wireless (virtual)

Members present through proxy:

Juliana Wayman, Secretary/Treasurer – CLEC (proxy to Sarah Sandbak)

The members attending represented a quorum.

Members absent:

Others present:

Keegan Bernier, AUSAC Agent (virtual)

Claire Knudsen Latta, Regulatory Commission of Alaska (virtual)

II. Approval of Agenda

Motion by Dave Collier, seconded by Laura Kompkoff, that the Board approves the agenda.

Motion passed, unopposed.

III. Public Comments

There were no public comments.

IV. Approval of Prior Minutes

A. August 28, 2023 Monthly Meeting

Motion, by Laura Kompkoff, seconded by Sarah Sandbak, that the minutes from the August 28, 2023 meeting be approved, as amended.

Motion passed, unopposed.

V. AUSF Remittance and Distribution Report

Board President Lisa Phillips asked Ms. Bernier to present the August 2023 AUSF Remittance and Distribution Report.

Ms. Bernier proceeded to lead a brief review of the current disbursements and the distribution shortage. She continued with a review of the remittance trends and noted that 116 companies submitted current period remittances and the number of new companies reporting to the fund is increasing. The majority of new reporting companies are reporting VoIP revenues.

Ms. Bernier provided an update on the company that contacted AUSAC last month regarding the submission of reports beginning with 2018 revenues. The company notified AUSAC that the monthly detail for revenues prior to 2019, which include a handful of years leading up to and including 2018, are not available and would like to submit a lump sum report for those periods. The Board discussed the request and directed the Agent to proceed with processing the prior period lump sum with a December 2018 date for late fee calculation purposes. The company should provide an explanation on how the lump sum was calculated. Due to the unknown amount of the outstanding remittances, the Board cannot make a determination for the late fee calculation at this time and will discuss the matter further once the company submits the outstanding remittance reports and explanation.

The support funds are scheduled to be distributed on September 29, 2023. A copy of the distribution report was included in the packet labeled V.

Motion, by Steve Kramer, seconded by Lisa Koker, that the Board approves the August 2023 AUSF Remittance and Distribution Report and authorizes the distribution of funds on or about September 29, 2023 in the amount of \$1,074,036.85.

Motion passed, unopposed.

VI. Agent Report

Board President Lisa Phillips asked Ms. Bernier to present the monthly administrative report, along with the financial reports for August. Ms. Bernier provided a copy of the report with her presentation.

There was one item for the Board to consider, the invoice from AECA for August services.

BOARD ACTION REQUEST #2:

Motion, by Steve Kramer, seconded by Sarah Sandbak that the Board approve payment for invoice number 339, from AECA, for August 2023 administrative services for a total of \$3,572.95.

Motion passed, unopposed

VII. Unfinished Business

A. AUSF 2021 Compliance Review - Status

Ms. Bernier provided a status update on the 2021 compliance review noting that one company is experiencing difficulties preparing the required documentation for their Alaska revenues and has requested that a month of data be prepared in addition to the company generated summary report. Erickson & Brooks has recommended that a review of three or four months of data may be sufficient, specifically noting the review of November 2021, and requests feedback from the Board.

The Board discussed and made the following motion.

Motion, by Dave Collier, seconded by Sarah Sandbak, that the Board accept Erickson & Brooks' recommendation to review four months and expand to a longer term if there are additional issues found.

Motion passed, unopposed

VIII. New Business

A. Tariff 998 – Draft Revisions

Claire Knudsen Latta, a member of the public, left the meeting at 9:23 a.m.

Ms. Bernier presented the draft revisions to the Tariff 998 in response to the June 30, 2026 sunset date, the discontinuance of DEM support and the request from the RCA to include a table that shows the eligible ENS support for each company. She noted that minor formatting will be completed prior to filing. The Board discussed and made edits.

Motion, by Steve Kramer, seconded by Dave Collier that the Board accept the proposed tariff changes as presented with edits that the Board discussed and the forthcoming changes to the company names to tariff sheet 25.

Motion passed, unopposed

B. Executive Session

1. 2024 Draft AUSAC Operating Budget

2. 2024 Draft Surcharge

The Board did not take up the VIII. New Business-Executive Session agenda items. The Board scheduled a special meeting, to take up the VIII. New Business – Executive Session agenda items, for October 2, 2023 at 10:30 a.m.

IX. Next Meeting/Adjournment

Board President Lisa Phillips adjourned the meeting at approximately 9:54 a.m. The next Board meeting was scheduled for October 26, 2023 at 10:00 a.m. The regular Board meeting will be held in the RSD building 2nd floor conference room. If you plan to call in to attend the meetings, the conference line is 1-877-561-6398. A special meeting was scheduled for October 2, 2023 at 10:30 a.m. to discuss the remaining business of the draft budget and draft surcharge, this meeting will be teleconference only.

**ALASKA UNIVERSAL SERVICE
ADMINISTRATIVE COMPANY**

DRAFT

Board of Directors

Special Meeting

October 2, 2023

I. Roll Call

Board President Lisa Phillips called the meeting to order at approximately 10:30 a.m. She asked Keegan Bernier to call roll:

Lisa Phillips, Board President – IXC (virtual)
Steve Kramer, Board Vice President– ILEC (virtual)
Juliana Wayman, Secretary/Treasurer – CLEC (virtual)
David Collier- IXC w/Wholesale Tariff (virtual)
Sarah Sandbak, Wireless (virtual)
Laura Kompkoff – Other Telecom Provider (virtual)
Lisa Koker – ILEC (virtual)

Members present through proxy:

The members attending represented a quorum.

Members absent:

Others present:

Keegan Bernier, AUSAC Agent (virtual)

II. Approval of Agenda

Motion by Dave Collier, seconded by Laura Kompkoff, that the Board approves the agenda.

Motion passed, unopposed.

III. Public Comments

There was no public present.

IV. New Business – Executive Session Draft 2024 AUSAC Operating Budget and 2024 Draft Surcharge

Motion, by Laura Kompkoff, seconded by Lisa Koker, that the Board, go into executive session based on the fact that the Board will discuss the AUSF Draft 2024 Operating Budget and AUSF Draft 2024 Surcharge. The exception to the Open Meetings Act allows discussion in executive session for matters that the immediate knowledge of which would clearly have an adverse effect upon the finances of AUSAC.

Motion passed, unopposed.

The Board went into executive session at 10:34 a.m.

Motion, by Steve Kramer, seconded by Sarah Sandbak, that the Board exit executive session.

Motion passed, unopposed.

The Board exited executive session at 10:44 a.m.

Motion, by Juliana Wayman, seconded by Sarah Sandbak, that the Board approve the 2024 budget as presented in the amount of \$120,560.

Motion passed, unopposed.

Motion, by Sarah Sandbak, seconded by Laura Kompkoff, that the Board approve the 2024 surcharge but leave the rate at the capped 10%.

Motion passed, unopposed.

V. Next Meeting/Adjournment

Board President Lisa Phillips adjourned the meeting at approximately 10:48 a.m. The next meeting was scheduled for October 26, 2023 at 10:00 a.m. The meeting will be held in the RSD building 2nd floor conference room. If you plan to call in to attend the meetings, the conference line is 1-877-561-6398.

AUSAC

Board of Directors

Lisa Phillips
President
IXC
lphillip@acsalaska.com

Steve Kramer
Vice President
ILEC
Steve.k@aptalaska.com

Juhana Wayman
Secretary/Treasurer
CLEC
jwayman@uu-alaska.com

David Collier
Facility-based IXC with
Wholesale Tariff
David.collier@att.com

Lisa Koker
ILEC
lisa@ctcak.net

Laura Kompkoff
Other Telecom Providers
lkompkoff@cvtc.org

Sarah Sandbak
Arctic Slope Telephone
Wireless Telecom Provider

Alaska Universal Service Administrative Company

810 N Street,
Suite 204
Anchorage, Alaska 99501

To: Board of Directors
From: Keegan Bernier, Agent
Subject: Remittance and Distribution Report
Date: October 26, 2023

The AUSF Remittance and Distribution Report for September 2023 reflects the following:

\$1,000.00	previous AUSF balance
\$0.00	interest on investments
\$245.00	late fees
<u>\$1,054,106.09</u>	remittances received in current period
<u>\$1,055,351.09</u>	total balance
(\$6,746.68)	current September period support disbursements
(\$1,047,604.41)	current year (2023) prior period shortage disbursements
<u>(\$0.00)</u>	prior year (2022) prior period shortage disbursements
(\$1,054,351.09)	total support disbursements
\$1,000.00	ending AUSF balance
<u>(\$1,000.00)</u>	LESS: accrual for operating expenses
<u>\$0.00</u>	Available Balance

The distribution of funds is scheduled for October 30, 2023.

The September distribution report reflects the approved 2023 support amounts from TA 41-998 (effective July 1, 2023) and TA 40-998.

AUSAC has distributed **14.10%** of the total AUSF support estimate for the rate year 2023, page 4.

Distribution Percentage of each Support Element:

AUSAC 2023 Rate Year (Jan-Dec), page 4

66.79% of AUSAC's operating budget

13.82% of the support requirement for Nonpooled ENS

13.82% of the support requirement for Pooled ENS

The September period distribution experienced a shortage of 100% after admin fees, see page 6.

This month, 54.82% of the March 2023 period support will be disbursed, see page 6. The remaining February 2023 period support exceeded the 6-month accrual and is no longer eligible for payment.

This concludes the report for the September 2023 period.

*Remittance and Distribution
Report*

Alaska Universal Service Administrative Company

Intrastate End User Revenues

Monthly AUSF Remittance

September-23

	Number of Companies	Local Exchange Revenues	Mobile Revenues	Interexchange Revenues	Pay Telephone Revenues	Other Revenues	Uncollectible Revenues	VoIP Revenues	Total Reported Revenues	Amount Remitted
Total	118	5,099,750.14	4,082,366.86	991,496.21	1,554.00	24,160.72	(21,876.36)	363,737.94	10,541,189.51	1,054,106.09

Adjustments are reflected in the month they are made, not in the month they apply to.

Alaska Universal Service Administrative Company

AUSF Distribution

September-23

Total Distribution	Current Distribution	Current Year Support Shortage Dist.	Prior Year Support Shortage Dist.	Total Distribution
AECA: Pooling Co. CCL	0.00	223,852.52	0.00	223,852.52
ACSA - Ft. Wainwright	0.00	9,110.98	0.00	9,110.98
ACS - Fairbanks	0.00	62,790.07	0.00	62,790.07
ACSA - Juneau	0.00	3,554.44	0.00	3,554.44
ACSN - Glacier State	0.00	130,016.51	0.00	130,016.51
ACSN - Sitka	0.00	9,175.03	0.00	9,175.03
ASTAC	0.00	32,480.26	0.00	32,480.26
CORDOVA	0.00	23,808.73	0.00	23,808.73
CVTC	0.00	106,568.97	0.00	106,568.97
GCI	0.00	92,671.17	0.00	92,671.17
INTERIOR	0.00	51,733.84	0.00	51,733.84
KPU	0.00	43,664.36	0.00	43,664.36
MTA	0.00	242,273.63	0.00	242,273.63
MUKLUK	0.00	15,903.90	0.00	15,903.90
Subtotal	0.00	1,047,604.41	0.00	1,047,604.41
AUSAC	6,746.68	0.00	0.00	6,746.68
Total Distribution	\$6,746.68	\$1,047,604.41	\$0.00	\$1,054,351.09

Alaska Universal Service Administrative Company

AUSF Distribution

September-23

Distribution This Month	September-23
--------------------------------	--------------

Total Remittance	\$1,054,106.09
Previous Month AUSF Balance	\$1,000.00
Interest on Investments	\$0.00
Late Fees Received/Misc	\$245.00
Total Funds Collected	<u>\$1,055,351.09</u>
LESS: Accrual for Operating Expenses*	(\$1,000.00)
Total Available to Distribute	<u>\$1,054,351.09</u>

Less:	Current Year		
	Current Period	Support Shortage Dist.	Prior Year Support Shortage Dist.
AUSAC Administrative Sweep	\$6,746.68	\$0.00	\$0.00
ENS Nonpooling Co. Support	\$0.00	\$823,751.89	\$0.00
ENS Pooling Co. Support	\$0.00	\$223,852.52	\$0.00
Distribution This Month	<u>\$6,746.68</u>	<u>\$1,047,604.41</u>	<u>\$0.00</u>

Total AUSF Balance	\$1,000.00
AUSF End of Period Available Balance**	\$0.00

*Accrual for Operating Expenses is an accrual to maintain \$1000 in bank.

**The accrual for operating expenses is removed from the total balance to calculate the available balance.

Alaska Universal Service Administrative Company

AUSF Distribution

September-23

2023 Year-To-Date Summary for rate in effect Jan 2023

	Total
AUSF FUNDS	
Prior Year Balance	\$1,000.00
YTD Remittance	\$9,448,917.71
YTD Interest on Investments and misc items	\$2,556.05
YTD Prior Year Distribution	\$6,201,908.14
YTD Current Year Distribution	\$3,249,565.62
AUSF Balance	\$1,000.00
	\$0.00
AUSAC ADMINISTRATION	
Proposed Budget	\$119,888.00
YTD Distribution	\$80,070.18
% Distributed	66.79%
Essential Network Support - Nonpooling Companies	
Annual Support	\$18,030,818.00
YTD Distribution	\$2,492,236.42
% Distributed	13.82%
Essential Network Support - Pooling Companies	
Annual Support	\$4,899,830.00
YTD Distribution	\$677,259.02
% Distributed	13.82%
TOTAL	
Total Support Estimate	\$23,050,536.00
YTD Distribution	\$3,249,565.62
% Distributed	14.10%
GROSS ANNUAL END USER REVENUES	
Filed Annual End User Revenues	\$124,211,165
YTD End User Revenues (YTD Sep 23)	\$94,165,438
% Reported	75.81%

Alaska Universal Service Administrative Company

AUSF Distribution

September-23

	F=A+B-C	A	B	C
AUSF History	Balance	Remittance	Investment Interest and Late Fees	Distribution
1999 Total	286,071.09	3,738,651.25		3,452,580.16
2000 Total	391,714.75	4,009,706.32		3,617,991.57
2001 Total	(341,527.65)	1,234,183.32	27,963.38	1,603,674.35
2002 Total	(99,223.12)	1,768,702.77	7,454.15	1,875,380.04
2003 Total	(5,655.00)	2,170,950.12	2,504.32	2,179,109.44
2004 Total	55,383.76	3,075,113.32	1,654.81	3,021,384.37
2005 Total	32,434.40	3,361,183.54	7,512.14	3,336,261.28
2006 Total	475,993.97	4,288,029.01	24,212.01	3,836,247.05
2007 Total	956,193.52	4,719,544.95	43,790.66	3,807,142.09
2008 Total	(1,095,207.89)	3,040,932.59	23,530.75	4,159,671.23
2009 Total	(434,340.88)	3,923,388.25	8,761.29	4,366,490.42
2010 Total	472,419.01	5,037,854.71	1,494.26	4,566,929.96
2011 Total	1,448,846.05	16,584,300.28	2,079.79	15,137,534.02
2012 Total	415,458.70	30,631,836.49	4,800.55	30,221,178.34
2013 Total	274,031.14	29,505,235.91	5,480.99	29,236,685.76
2014 Total	(1,300,851.43)	27,053,757.73	4,810.31	28,359,419.47
2015 Total	(925,825.50)	26,689,956.54	3,918.53	27,619,700.57
2016 Total	(600,027.42)	26,898,008.03	1,318.29	27,499,353.74
2017 Total	(4,887.50)	27,788,850.61	3,532.67	27,797,270.78
2018 Total	6,847,260.61	36,178,403.61	119,501.14	29,450,644.14
2019 Total	(6,847,260.61)	15,858,521.14	95,582.97	22,801,364.72
2020 Total	0.00	14,424,848.97	4,362.87	14,429,211.84
2021 Total	0.00	13,522,151.30	4,090.65	13,526,241.95
2022 Total	0.00	13,149,188.57	123,414.48	13,272,603.05
Year End 2022 AUSF	\$1,000.00	\$318,653,299.33	\$521,771.01	\$319,174,070.34
2023				
January	0.00	1,058,570.59	0.00	1,058,570.59
February	0.00	974,238.23	157.95	974,396.18
March	0.00	1,104,703.99	955.29	1,105,659.28
April	73,399.00	1,024,505.03	524.17	951,630.20
May	(73,399.00)	1,019,749.84	0.00	1,093,148.84
June	0.00	1,078,211.79	211.81	1,078,423.60
July	0.00	1,061,257.13	0.00	1,061,257.13
August	0.00	1,073,575.02	461.83	1,074,036.85
September	0.00	1,054,106.09	245.00	1,054,351.09
October	0.00			
November	0.00			
December	0.00			
2023 AUSF Subtotal	(\$0.00)	\$9,448,917.71	\$2,556.05	\$9,451,473.76
Total AUSF to Date	\$1,000.00	\$328,102,217.04	\$524,327.06	\$328,625,544.10

Alaska Universal Service Administrative Company

AUSF Distribution

September-23

Support Shortage Detail								
Distribution Priority	Support Period		AUSAC Admin Fee	ENS Nonpooling Support	ENS Pooling Support	Adjustments	Totals	
Month 7 (Dropped from Shortage List)	February-23	Support Shortage		(661,783.96)	(179,838.14)	-	(841,622.10)	
		Shortage Paid		-	-	-	-	
		% Payment						
		Remaining Support Not Recoverable			(661,783.96)	(179,838.14)	-	(841,622.10)
Month 6 (Oldest)	March-23	Support Shortage		(1,502,568.17)	(408,319.15)	-	(1,910,887.32)	
		Shortage Paid		823,751.89	223,852.52	-	1,047,604.41	
		% Payment		54.82%	54.82%	54.82%	54.82%	
		Remaining Support Shortage			(678,816.28)	(184,466.63)	-	(863,282.91)
Month 5	April-23	Support Shortage		(1,502,568.17)	(408,319.15)	-	(1,910,887.32)	
		Shortage Paid		-	-	-	-	
		% Payment		0.00%	0.00%	0.00%	0.00%	
		Remaining Support Shortage			(1,502,568.17)	(408,319.15)	-	(1,910,887.32)
Month 4	May-23	Support Shortage		(1,502,568.17)	(408,319.15)	-	(1,910,887.32)	
		Shortage Paid		-	-	-	-	
		% Payment		0.00%	0.00%	0.00%	0.00%	
		Remaining Support Shortage			(1,502,568.17)	(408,319.15)	-	(1,910,887.32)
Month 3	June-23	Support Shortage		(1,502,568.17)	(408,319.15)	-	(1,910,887.32)	
		Shortage Paid		-	-	-	-	
		% Payment		0.00%	0.00%	0.00%	0.00%	
		Remaining Support Shortage			(1,502,568.17)	(408,319.15)	-	(1,910,887.32)
Month 2	July-23	Support Shortage		(823,916.41)	(230,652.91)	-	(1,054,569.32)	
		Shortage Paid		-	-	-	-	
		% Payment		0.00%	0.00%	0.00%	0.00%	
		Remaining Support Shortage			(823,916.41)	(230,652.91)	-	(1,054,569.32)
Month 1 (Newest)	August-23	Support Shortage		(823,916.41)	(230,652.91)	-	(1,054,569.32)	
		Shortage Paid		-	-	-	-	
		% Payment		0.00%	0.00%	0.00%	0.00%	
		Remaining Support Shortage			(823,916.41)	(230,652.91)	-	(1,054,569.32)
Current Period	September-23	Current Support Due	(6,746.68)	(823,916.41)	(230,652.91)	-	(1,061,316.00)	
		Current Distribution Paid	6,746.68	-	-	-	6,746.68	
		% Payment	100.00%	0.00%	0.00%	0.00%	0.00%	
		Support Shortage	-	(823,916.41)	(230,652.91)	-	(1,054,569.32)	
Total Distribution			6,746.68	823,751.89	223,852.52	-	1,054,351.09	
Total Support Shortage			-	(7,658,270.02)	(2,101,382.81)	-	(9,759,652.83)	

Alaska Universal Service Administrative Company

AUSF Distribution

September-23

Current Distribution by Company	Distribution Breakdown											
	Monthly Support	Percent of Support	Support Distribution Made on October 30, 2023								Total Shortage Distribution	Current Period
			Mar 2023 Period	Apr 2023 Period	May 2023 Period	Jun 2023 Period	Jul 2023 Period	Aug 2023 Period				
			\$ 223,852.52	\$ -	\$ -	\$ -	\$ -	\$ -	\$ -	\$ 223,852.52	\$ -	
			\$ 823,751.89	\$ -	\$ -	\$ -	\$ -	\$ -	\$ -	\$ 823,751.89	\$ -	
ENS												
Pooled												
AECA: Pooling Co. ENS	\$230,652.91	100.00%	223,852.52	-	-	-	-	-	-	223,852.52	-	
Pooled Subtotal	\$ 230,652.91	100.00%	223,852.52	-	-	-	-	-	-	223,852.52	-	
NonPooled												
ACSA - Ft. Wainwright	\$ 16,618.92	1.11%	9,110.98	-	-	-	-	-	-	9,110.98	-	
ACS - Fairbanks	114,532.50	7.62%	62,790.07	-	-	-	-	-	-	62,790.07	-	
ACSA - Juneau	6,483.50	0.43%	3,554.44	-	-	-	-	-	-	3,554.44	-	
ACSN - Glacier State	237,157.17	15.78%	130,016.51	-	-	-	-	-	-	130,016.51	-	
ACSN - Sitka	16,735.75	1.11%	9,175.03	-	-	-	-	-	-	9,175.03	-	
ASTAC	59,245.75	3.94%	32,480.26	-	-	-	-	-	-	32,480.26	-	
CORDOVA	43,428.42	2.89%	23,808.73	-	-	-	-	-	-	23,808.73	-	
CVTC	194,387.58	12.94%	106,568.97	-	-	-	-	-	-	106,568.97	-	
INTERIOR	94,365.33	6.28%	51,733.84	-	-	-	-	-	-	51,733.84	-	
KPU	79,646.17	5.30%	43,664.36	-	-	-	-	-	-	43,664.36	-	
MTA	441,920.25	29.41%	242,273.63	-	-	-	-	-	-	242,273.63	-	
MUKLUK	29,009.58	1.93%	15,903.90	-	-	-	-	-	-	15,903.90	-	
GCI	169,037.25	11.25%	92,671.17	-	-	-	-	-	-	92,671.17	-	
NonPooled Subtotal	\$ 1,502,568.17	100.00%	823,751.89	-	-	-	-	-	-	823,751.89	-	
ENS Distribution Total	\$ 1,733,221.08		1,047,604.41	-	-	-	-	-	-	1,047,604.41	-	

Alaska Universal Service Administrative Company

AUSF Distribution

September-23

Current Distribution by Company	ENS					
	Current Support Due	Current Support Distribution	Current Month Support Shortage	Current Year Support Shortage Dist	Prior Year Support Shortage Dist & Adjustments	Total Distribution
AECA: Pooling Co. ENS	230,652.91	0.00	(230,652.91)	223,852.52	0.00	223,852.52
ACSA - Ft. Wainwright	9,112.83	0.00	(9,112.83)	9,110.98	0.00	9,110.98
ACS - Fairbanks	62,802.58	0.00	(62,802.58)	62,790.07	0.00	62,790.07
ACSA - Juneau	3,555.17	0.00	(3,555.17)	3,554.44	0.00	3,554.44
ACSN - Glacier State	130,042.50	0.00	(130,042.50)	130,016.51	0.00	130,016.51
ACSN - Sitka	9,176.83	0.00	(9,176.83)	9,175.03	0.00	9,175.03
ASTAC	32,486.75	0.00	(32,486.75)	32,480.26	0.00	32,480.26
CORDOVA	23,813.50	0.00	(23,813.50)	23,808.73	0.00	23,808.73
CVTC	106,590.25	0.00	(106,590.25)	106,568.97	0.00	106,568.97
INTERIOR	51,744.17	0.00	(51,744.17)	51,733.84	0.00	51,733.84
KPU	43,673.08	0.00	(43,673.08)	43,664.36	0.00	43,664.36
MTA	242,322.00	0.00	(242,322.00)	242,273.63	0.00	242,273.63
MUKLUK	15,907.08	0.00	(15,907.08)	15,903.90	0.00	15,903.90
GCI	92,689.67	0.00	(92,689.67)	92,671.17	0.00	92,671.17
Total Current Distribution	\$1,054,569.32	\$0.00	(\$1,054,569.32)	\$1,047,604.41	\$0.00	\$1,047,604.41

Alaska Universal Service Administrative Company

AUSF Distribution

September-23

Nonpooling Companies - ENS	ENS Support Jul-Dec 2023			ENS Support Jan-Jun 2023		Jan-23		Feb-23		Mar-23			FIRST QTR		
	Annual 2023*	1/12 Annual	Percent of Support	Annual 2023**	1/12 Annual	Distribution Total	Remaining Shortage	Distribution Total	Remaining Shortage	Original Distribution	Shortage Dist 10/30/23	Distribution Total	Remaining Shortage	Distribution Total	Remaining Shortage
NonPooling Company ENS Distribution						827,700.32		840,784.21		0.00	823,751.89	823,751.89			
ACS-FTW	109,354	9,112.83	1.11%	199,427	16,618.92	9,154.65	(7,464.27)	9,299.36	(7,319.56)	0.00	9,110.98	9,110.98	(7,507.94)	27,564.99	(22,291.77)
ACS-Fairbanks	753,631	62,802.58	7.62%	1,374,390	114,532.50	63,091.04	(51,441.46)	64,088.35	(50,444.15)	0.00	62,790.07	62,790.07	(51,742.43)	189,969.46	(153,628.04)
ACS-Juneau	42,662	3,555.17	0.43%	77,802	6,483.50	3,571.48	(2,912.02)	3,627.94	(2,855.56)	0.00	3,554.44	3,554.44	(2,929.06)	10,753.86	(8,696.64)
ACS-GST	1,560,510	130,042.50	15.78%	2,845,886	237,157.17	130,639.71	(106,517.46)	132,704.80	(104,452.37)	0.00	130,016.51	130,016.51	(107,140.66)	393,361.02	(318,110.49)
ACS-Sitka	110,122	9,176.83	1.11%	200,829	16,735.75	9,219.01	(7,516.74)	9,364.74	(7,371.01)	0.00	9,175.03	9,175.03	(7,560.72)	27,758.78	(22,448.47)
ASTAC	389,841	32,486.75	3.94%	710,949	59,245.75	32,635.94	(26,609.81)	33,151.83	(26,093.92)	0.00	32,480.26	32,480.26	(26,765.49)	98,268.03	(79,469.22)
Cordova	285,762	23,813.50	2.89%	521,141	43,428.42	23,922.85	(19,505.57)	24,301.01	(19,127.41)	0.00	23,808.73	23,808.73	(19,619.69)	72,032.59	(58,252.67)
CVTC	1,279,083	106,590.25	12.94%	2,332,651	194,387.58	107,079.78	(87,307.80)	108,772.44	(85,615.14)	0.00	106,568.97	106,568.97	(87,818.61)	322,421.19	(260,741.55)
Interior	620,930	51,744.17	6.28%	1,132,384	94,365.33	51,981.81	(42,383.52)	52,803.51	(41,561.82)	0.00	51,733.84	51,733.84	(42,631.49)	156,519.16	(126,576.83)
KPU	524,077	43,673.08	5.30%	955,754	79,646.17	43,873.66	(35,772.51)	44,567.19	(35,078.98)	0.00	43,664.36	43,664.36	(35,981.81)	132,105.21	(106,833.30)
MTA	2,907,864	242,322.00	29.41%	5,303,043	441,920.25	243,434.90	(198,485.35)	247,283.01	(194,637.24)	0.00	242,273.63	242,273.63	(199,646.62)	732,991.54	(592,769.21)
Mukluk	190,885	15,907.08	1.93%	348,115	29,009.58	15,980.13	(13,029.45)	16,232.74	(12,776.84)	0.00	15,903.90	15,903.90	(13,105.68)	48,116.77	(38,911.97)
GCI	1,112,276	92,689.67	11.25%	2,028,447	169,037.25	93,115.36	(75,921.89)	94,587.29	(74,449.96)	0.00	92,671.17	92,671.17	(76,366.08)	280,373.82	(226,737.93)
Total	\$ 9,886,997.00	\$ 823,916.41	100.00%	\$ 18,030,818.00	\$1,502,568.17	\$827,700.32	(\$674,867.85)	\$840,784.21	(\$661,783.96)	\$0.00	\$823,751.89	\$823,751.89	(\$678,816.28)	\$2,492,236.42	(\$2,015,468.09)

* From TA41-998 filed 08/01/2023 - effective July 1, 2023.

Alaska Universal Service Administrative Company

AUSF Distribution

September-23

Nonpooling Companies - ENS	ENS Support Jul-Dec 2023			ENS Support Jan-Jun 2023		SECOND QTR		Sep-23		THIRD QTR		YTD ENS Support	YTD ENS Shortage Drop Off (Not Paid)
	Company	Annual 2023*	1/12 Annual	Percent of Support	Annual 2023**	1/12 Annual	Current Distribution	Remaining Shortage	Distribution Total	Remaining Shortage	Current Distribution		
NonPooling Company ENS Distribution								0.00					
ACS-FTW	109,354	9,112.83	1.11%	199,427	16,618.92	0.00	(49,856.76)	0.00	(9,112.83)	0.00	(18,225.66)	27,564.99	(14,783.83)
ACS-Fairbanks	753,631	62,802.58	7.62%	1,374,390	114,532.50	0.00	(343,597.50)	0.00	(62,802.58)	0.00	(125,605.16)	189,969.46	(101,885.61)
ACS-Juneau	42,662	3,555.17	0.43%	77,802	6,483.50	0.00	(19,450.50)	0.00	(3,555.17)	0.00	(7,110.34)	10,753.86	(5,767.58)
ACS-GST	1,560,510	130,042.50	15.78%	2,845,886	237,157.17	0.00	(711,471.51)	0.00	(130,042.50)	0.00	(260,085.00)	393,361.02	(210,969.83)
ACS-Sitka	110,122	9,176.83	1.11%	200,829	16,735.75	0.00	(50,207.25)	0.00	(9,176.83)	0.00	(18,353.66)	27,758.78	(14,887.75)
ASTAC	389,841	32,486.75	3.94%	710,949	59,245.75	0.00	(177,737.25)	0.00	(32,486.75)	0.00	(64,973.50)	98,268.03	(52,703.73)
Cordova	285,762	23,813.50	2.89%	521,141	43,428.42	0.00	(130,285.26)	0.00	(23,813.50)	0.00	(47,627.00)	72,032.59	(38,632.98)
CVTC	1,279,083	106,590.25	12.94%	2,332,651	194,387.58	0.00	(583,162.74)	0.00	(106,590.25)	0.00	(213,180.50)	322,421.19	(172,922.94)
Interior	620,930	51,744.17	6.28%	1,132,384	94,365.33	0.00	(283,095.99)	0.00	(51,744.17)	0.00	(103,488.34)	156,519.16	(83,945.34)
KPU	524,077	43,673.08	5.30%	955,754	79,646.17	0.00	(238,938.51)	0.00	(43,673.08)	0.00	(87,346.16)	132,105.21	(70,851.49)
MTA	2,907,864	242,322.00	29.41%	5,303,043	441,920.25	0.00	(1,325,760.75)	0.00	(242,322.00)	0.00	(484,644.00)	732,991.54	(393,122.59)
Mukluk	190,885	15,907.08	1.93%	348,115	29,009.58	0.00	(87,028.74)	0.00	(15,907.08)	0.00	(31,814.16)	48,116.77	(25,806.29)
GCI	1,112,276	92,689.67	11.25%	2,028,447	169,037.25	0.00	(507,111.75)	0.00	(92,689.67)	0.00	(185,379.34)	280,373.82	(150,371.85)
Total	\$ 9,886,997.00	\$ 823,916.41	100.00%	\$ 18,030,818.00	\$1,502,568.17	\$0.00	(\$4,507,704.51)	\$0.00	(\$823,916.41)	\$0.00	(\$1,647,832.82)	\$2,492,236.42	(\$1,336,651.81)

* From TA41-998 filed 08/01/2023 - effective July 1, 2023.

Alaska Universal Service Administrative Company

AUSF Distribution

September-23

POOLING Companies - ENS 3rd & 4th Qtr	ENS Support		Percent of Support	Sep-23		THIRD QTR		YTD ENS Support	YTD ENS Shortage Drop Off (Not Paid)
	Annual 2023**	1/12 Annual		Distribution Total	Remaining Shortage	Current Distribution	Remaining Shortage		
Company									
Pooling Company ENS Distributions				0.00					
Adak Eagle Enterprises	278,695.00	23,224.58	10.07%	0.00	(23,224.58)	0.00	(46,449.16)	70,365.41	(37,601.27)
ATC	430,988.00	35,915.67	15.57%	0.00	(35,915.67)	0.00	(71,831.34)	108,816.39	(58,148.39)
BBTC	166,489.00	13,874.08	6.02%	0.00	(13,874.08)	0.00	(27,748.16)	42,035.47	(22,462.56)
Bettles	2,053.00	171.08	0.07%	0.00	(171.08)	0.00	(342.16)	518.47	(277.06)
Bush-Tell	128,201.00	10,683.42	4.63%	0.00	(10,683.42)	0.00	(21,366.84)	32,368.38	(17,296.75)
Nushagak	209,977.00	17,498.08	7.59%	0.00	(17,498.08)	0.00	(34,996.16)	53,015.29	(28,329.86)
OTZ	296,258.00	24,688.17	10.70%	0.00	(24,688.17)	0.00	(49,376.34)	74,799.67	(39,970.81)
Summit	123,320.00	10,276.67	4.46%	0.00	(10,276.67)	0.00	(20,553.34)	31,136.08	(16,638.24)
United KUC	122,223.00	10,185.25	4.42%	0.00	(10,185.25)	0.00	(20,370.50)	30,859.06	(16,490.20)
United Utilities	746,005.00	62,167.08	26.95%	0.00	(62,167.08)	0.00	(124,334.16)	188,352.42	(100,650.17)
Yukon	33,833.00	2,819.42	1.22%	0.00	(2,819.42)	0.00	(5,638.84)	8,542.20	(4,564.73)
Subtotal	\$ 2,538,042.00	\$ 211,503.50	91.70%	0.00	(211,503.50)	0.00	(423,007.00)	640,808.84	(342,430.04)
Average Schedule Companies									
Circle Telephone Co.	13,740.00	1,145.00	0.50%	0.00	(1,145.00)	0.00	(2,290.00)	3,469.02	(1,853.75)
North Country Telephone	36,562.00	3,046.83	1.32%	0.00	(3,046.83)	0.00	(6,093.66)	9,231.13	(4,932.85)
Subtotal	50,302.00	4,191.83	1.82%	0.00	(4,191.83)	0.00	(8,383.66)	12,700.15	(6,786.60)
Company subtotal	2,588,344.00	215,695.33		0.00		0.00	(431,390.66)	653,508.99	
AECA ENS Admin fee	179,491.00	14,957.58	6.48%	0.00	(14,957.58)	0.00	(29,915.16)	23,750.03	(12,691.34)
Total	\$2,767,835.00	\$230,652.91	100.00%	\$0.00	(\$230,652.91)	\$0.00	(\$461,305.82)	\$677,259.02	(\$361,907.98)

**From TA41-998 filed 08/01/2023 - effective July 1, 2023, AECA Admin fee from U-21-008 filed 1/04/2023

Total ENS including Nonpooling and Pooling

\$0.00

\$0.00

Alaska Universal Service Administrative Company

Intrastate End User Revenues - Trends

AUSF Distribution

September-23

Date	# of Cos.	Local	Wireless	IXC	Payphone	Other	Uncollectible	VOIP	Total Revenue
Jan-22	112	5,408,608	4,070,864	980,956	1,577	13,946	(65,930)	265,433	10,675,454
Feb-22	112	5,369,034	3,946,917	1,024,507	1,577	10,655	(50,913)	277,002	10,578,779
Mar-22	111	5,634,948	4,313,218	857,570	1,577	13,094	(67,007)	298,498	11,051,898
Apr-22	114	5,402,243	4,047,501	961,832	1,364	11,027	(63,441)	289,410	10,649,937
May-22	116	5,458,400	4,196,294	909,785	1,554	12,832	93,532	348,092	11,020,489
Jun-22	115	5,420,029	4,247,277	896,308	1,554	12,781	(58,381)	301,314	10,820,881
Jul-22	113	5,421,746	4,216,611	808,241	1,554	12,325	(33,999)	328,059	10,754,537
Aug-22	114	5,369,632	4,308,427	910,172	1,554	12,980	(34,923)	326,601	10,894,443
Sep-22	113	5,256,905	4,225,541	910,226	1,554	13,079	(55,219)	298,290	10,650,376
Oct-22	113	5,296,336	4,153,996	914,833	1,566	12,929	(35,131)	315,300	10,659,829
Nov-22	117	5,184,916	4,136,619	899,008	1,554	12,588	(35,012)	359,971	10,559,643
Dec-22	119	5,226,593	4,262,159	827,784	290	10,762	(10,172)	372,544	10,689,961
YTD Total 2022		\$ 64,449,389	\$ 50,125,424	\$ 10,901,220	\$ 17,275	\$ 149,000	\$ (416,595)	\$ 3,780,512	\$ 129,006,225

Adjustments to prior periods are reflected in the period they apply to, not the period in which they were made.

Date	# of Cos.	Local	Wireless	IXC	Payphone	Other	Uncollectible	VOIP	Total Revenue
Jan-23	120	5,132,539	4,086,851	828,340	1,264	12,725	(23,881)	316,261	10,354,099
Feb-23	120	5,085,594	3,862,478	855,229	1,577	12,079	(22,223)	290,354	10,085,087
Mar-23	117	5,232,536	4,246,729	829,241	1,530	12,814	(24,309)	369,163	10,667,704
Apr-23	120	5,152,698	3,909,652	884,646	1,554	10,795	(19,261)	332,685	10,272,769
May-23	123	5,156,530	4,101,970	852,481	1,554	10,674	(18,686)	383,684	10,488,207
Jun-23	120	5,133,194	4,223,441	870,874	1,554	12,994	(23,250)	352,187	10,570,994
Jul-23	121	5,186,669	4,143,483	916,683	1,554	12,934	(20,657)	402,873	10,643,538
Aug-23	119	5,138,813	4,240,432	819,830	1,554	15,741	(20,608)	419,543	10,615,304
Sep-23	117	5,094,536	4,082,367	939,492	1,554	18,830	(21,755)	352,711	10,467,734
Oct-23									
Nov-23									
Dec-23									
YTD Total 2023		\$ 46,313,109	\$ 36,897,402	\$ 7,796,815	\$ 13,695	\$ 119,586	\$ (194,631)	\$ 3,219,461	\$ 94,165,438

Adjustments to prior periods are reflected in the period they apply to, not the period in which they were made.

Alaska Universal Service Administrative Company

Intrastate End User Revenues - Variance Analysis

AUSF Distribution

September-23

2023 Month over Month - Variances	# of Cos.	Local	Wireless	IXC	Payphone	Other	Uncollectible	VOIP	Total Revenue
Jan	1%	-2%	-4%	0%	336%	18%	135%	-15%	-3%
Feb	0%	-1%	-5%	3%	25%	-5%	-7%	-8%	-3%
Mar	-3%	3%	10%	-3%	-3%	6%	9%	27%	6%
Apr	3%	-2%	-8%	7%	2%	-16%	-21%	-10%	-4%
May	2%	0%	5%	-4%	0%	-1%	-3%	15%	2%
Jun	-2%	0%	3%	2%	0%	22%	24%	-8%	1%
Jul	1%	1%	-2%	5%	0%	0%	-11%	14%	1%
Aug	-2%	-1%	2%	-11%	0%	22%	0%	4%	0%
Sep	-2%	-1%	-4%	15%	0%	20%	6%	-16%	-1%
Oct									
Nov									
Dec									

2023 Year over Year - Variances	# of Cos.	Local	Wireless	IXC	Payphone	Other	Uncollectible	VOIP	Total Revenue
Jan	7%	-5%	0%	-16%	-20%	-9%	-64%	19%	-3%
Feb	7%	-5%	-2%	-17%	0%	13%	-56%	5%	-5%
Mar	5%	-7%	-2%	-3%	-3%	-2%	-64%	24%	-3%
Apr	5%	-5%	-3%	-8%	14%	-2%	-70%	15%	-4%
May	6%	-6%	-2%	-6%	0%	-17%	-120%	10%	-5%
Jun	4%	-5%	-1%	-3%	0%	2%	-60%	17%	-2%
Jul	7%	-4%	-2%	13%	0%	5%	-39%	23%	-1%
Aug	4%	-4%	-2%	-10%	0%	21%	-41%	28%	-3%
Sep	4%	-3%	-3%	3%	0%	44%	-61%	18%	-2%
Oct									
Nov									
Dec									
YTD Total*		-5%	-2%	-6%	-1%	6%	-42%	18%	-3%

* YTD Jan - Sep

Alaska Universal Service Administrative Company
 Schedule I.A. Disbursement of Universal Service Funds
 Period Ending September 30, 2023

Quarterly Report		Total YTD 2023	1st Qtr 2023 10%	2nd Qtr 2023 10%	3rd Qtr 2023 10%
1	AUSAC ADMINISTRATION Distribution	80,070.18	25,821.82	34,098.73	20,149.63
2	ENS-Nonpooled Distribution	7,370,608.21	2,448,507.14	2,429,864.65	2,492,236.42
3	ENS-Pooled Distribution	2,000,795.37	664,297.09	659,239.26	677,259.02
4	TOTAL AUSF DISTRIBUTION	9,451,473.76	3,138,626.05	3,123,202.64	3,189,645.07

	YTD 2023
5 Distribution Shortage	\$ 9,759,652.83
6 Cash Working Capital Adjustment Factor	\$ 2,880,317.00
7 Total Estimated AUSF Support (Line 5+6+7)	\$ 22,091,443.59
8 Gross End User Revenues	\$94,165,437.75
9 Calculated AUSF Surcharge Factor (Line 8/9)	23.46%
10 2023 AUSF Surcharge Rate	10.00%
11 Variance	-13.46%

V.A.

Alaska Universal Service Administrative Company
 Schedule I.B. Reported Intrastate End User Revenues
 Period Ending September 30, 2023

2023 Reported Revenues	Total Reported Revenues	Local Revenue	Wireless Revenue	Interexchange Revenue	Payphone Revenue	Other Revenue	Uncollectible Revenues	VoIP Revenues
Total Revenues 1/1/2023-9/30/2023	\$94,165,437.75	\$46,313,108.63	\$36,897,402.10	\$7,796,814.84	\$13,695.00	\$119,586.24	(\$194,630.55)	\$3,219,461.49

Alaska Universal Service Administrative Company
Schedule I.C. Distribution Shortage
Period Ending September 30, 2023

Support Shortage Detail								
Distribution Priority	Support Period		AUSAC Admin Fee	ENS Nonpooling Support	ENS Pooling Support	Adjustments	Totals	
Month 7 (Dropped from Shortage List)	February-23	Support Shortage		(661,783.96)	(179,838.14)	-	(841,622.10)	
		Shortage Paid		-	-	-	-	
		% Payment						
		Remaining Support Not Recoverable		(661,783.96)	(179,838.14)	-	(841,622.10)	
Month 6 (Oldest)	March-23	Support Shortage		(1,502,568.17)	(408,319.15)	-	(1,910,887.32)	
		Shortage Paid		823,751.89	223,852.52	-	1,047,604.41	
		% Payment		54.82%	54.82%	54.82%	54.82%	
		Remaining Support Shortage		(678,816.28)	(184,466.63)	-	(863,282.91)	
Month 5	April-23	Support Shortage		(1,502,568.17)	(408,319.15)	-	(1,910,887.32)	
		Shortage Paid		-	-	-	-	
		% Payment		0.00%	0.00%	0.00%	0.00%	
		Remaining Support Shortage		(1,502,568.17)	(408,319.15)	-	(1,910,887.32)	
Month 4	May-23	Support Shortage		(1,502,568.17)	(408,319.15)	-	(1,910,887.32)	
		Shortage Paid		-	-	-	-	
		% Payment		0.00%	0.00%	0.00%	0.00%	
		Remaining Support Shortage		(1,502,568.17)	(408,319.15)	-	(1,910,887.32)	
Month 3	June-23	Support Shortage		(1,502,568.17)	(408,319.15)	-	(1,910,887.32)	
		Shortage Paid		-	-	-	-	
		% Payment		0.00%	0.00%	0.00%	0.00%	
		Remaining Support Shortage		(1,502,568.17)	(408,319.15)	-	(1,910,887.32)	
Month 2	July-23	Support Shortage		(823,916.41)	(230,652.91)	-	(1,054,569.32)	
		Shortage Paid		-	-	-	-	
		% Payment		0.00%	0.00%	0.00%	0.00%	
		Remaining Support Shortage		(823,916.41)	(230,652.91)	-	(1,054,569.32)	
Month 1 (Newest)	August-23	Support Shortage		(823,916.41)	(230,652.91)	-	(1,054,569.32)	
		Shortage Paid		-	-	-	-	
		% Payment		0.00%	0.00%	0.00%	0.00%	
		Remaining Support Shortage		(823,916.41)	(230,652.91)	-	(1,054,569.32)	
Current Period	September-23	Current Support Due	(6,746.68)	(823,916.41)	(230,652.91)	-	(1,061,316.00)	
		Current Distribution Paid	6,746.68	-	-	-	6,746.68	
		% Payment	100.00%	0.00%	0.00%	0.00%	0.00%	
		Support Shortage	-	(823,916.41)	(230,652.91)	-	(1,054,569.32)	
Total Distribution			6,746.68	823,751.89	223,852.52	-	1,054,351.09	
Total Support Shortage			-	(7,658,270.02)	(2,101,382.81)	-	(9,759,652.83)	

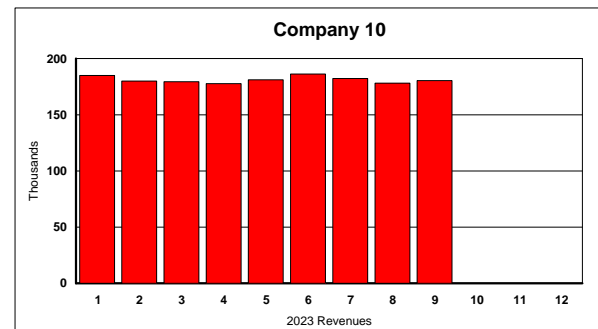
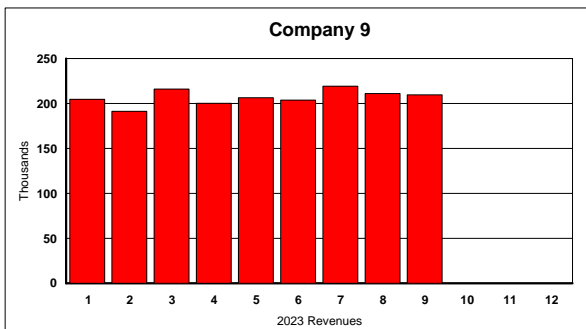
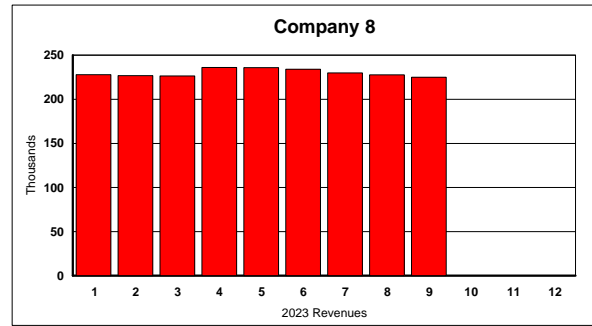
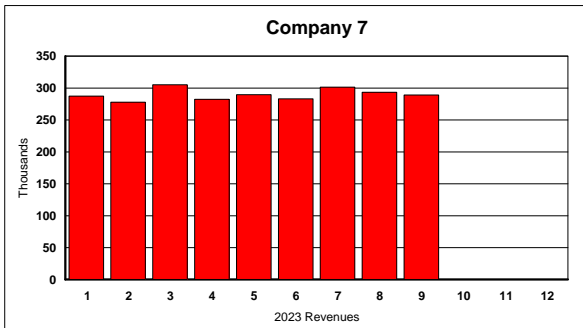
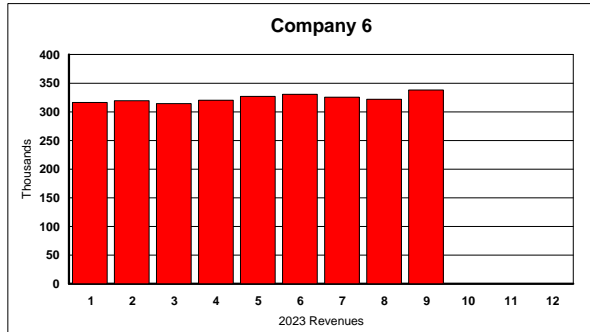
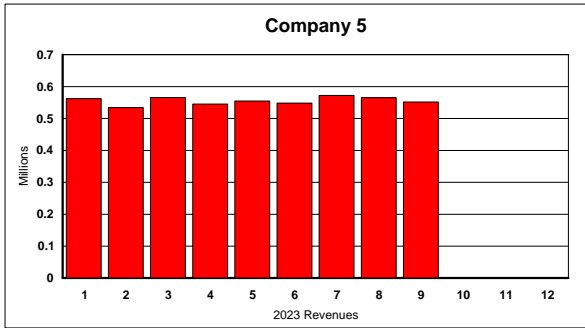
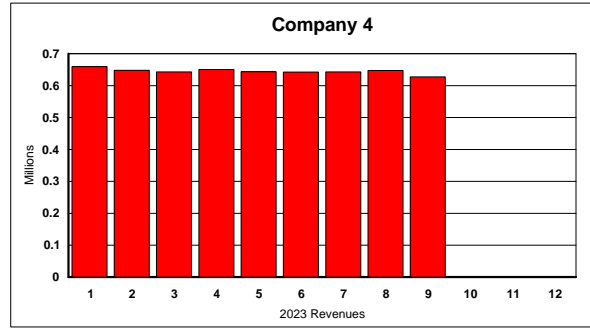
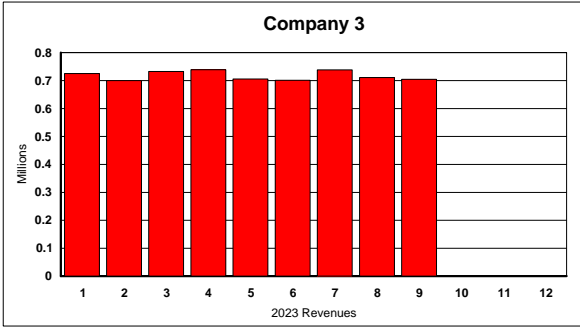
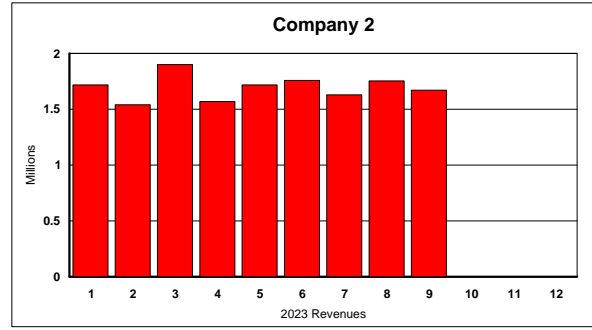
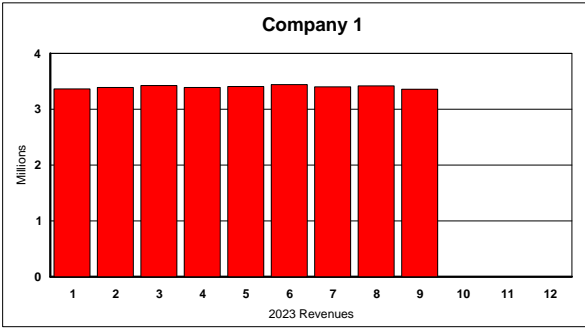
Alaska Universal Service Administrative Company
 Schedule I.D. Notes to Disbursement of Universal Service Funds (Schedule 1.A.)
 Period Ending September 30, 2023

General Notes

Schedule 1.A. Disbursement of Universal Service Funds shows the disbursements by quarter and by surcharge rate. The effective surcharge rate is 10% for 2023.

Row numbers have been added to the left of Schedule 1.A. for presentation purposes and are explained in the section below.

Row Number	Column	Explanation
4	Total YTD 2023	Actual funds distributed as of the period ending September 30, 2023. First and second quarter disbursements reflect payments of support for the 2022 support period shortages. The first and second quarter 2023 support for ENS is 100% short and the third quarter 2023 support for ENS is being paid on.
5	YTD 2023	Distribution shortage of the fund as of the period ending September 30, 2023. See Schedule 1.C.
6	YTD 2023	Working Capital Allowance is from RCA Staff Recommendation, TA2-998, November 18, 1999, Page 5, 1.5 times AUSAC monthly expenses. This calculation is 1.5 times the estimated AUSAC monthly distribution, for the 12 months of the 2023 year. $1.5 * (\text{approved annual ENS support and actual YTD AUSAC administration} / 12)$
7	YTD 2023	Lines 6+7 from the YTD 2023 column + line 5 from the Total YTD 2023 column.
8	YTD 2023	Gross End User Revenues for the January through September 2023 periods
9	YTD 2023	Calculated AUSF Surcharge Factor based on actual end user revenues, actual disbursements in the January through September 2023 periods, and the AUSF cash balance. This calculation looks back and assumes the calculated surcharge factor and AUSF cash balance would be applied to the January through September 2023 periods resulting in enough funds to cover the first through third quarter 2023 disbursements, the 2022 shortage and working capital.
10	YTD 2023	Surcharge rate effective 1/1/2020 (10%), TA28-998. No change to the surcharge rate in 2023.
11	YTD 2023	The approved 2023 surcharge rate for the January through September 2023 periods was 13.46% below the calculated surcharge required to meet the 2023 disbursement needs, 2022 support shortage and the working capital allowance.



ALASKA UNIVERSAL SERVICE ADMINISTRATIVE COMPANY

**AGENT'S REPORT
BOARD OF DIRECTORS MEETING**

October 26, 2023

Since our last regular meeting, the Board held a special meeting and AUSAC Staff have filed the 2024 operating budget, surcharge calculation and tariff updates. Additionally, Staff reviewed the current banking levels and accounts, are working though the 2021 compliance review process by following up with companies that have not submitted the necessary report to the auditor and have continually worked with companies on outstanding reporting issues.

A copy of the September 2023 financial report is included this month, labelled VI.A. This month the Board has two items to consider, the approval of the invoice for administrative services from AECA for the month of September and the approval to open a repurchase agreement and update the banking limits.

AUSAC Staff have reviewed the current banking limits and the option to move into a repurchase agreement from the current sweep account. The banking limit on transactions should be reduced to \$2,000,000 from \$3,000,000. Funds are currently held in a sweep account with a small earnings credit to help offset the bank fees. Moving to a repurchase agreement would earn a tiered interest rate on balances over \$250,000. A detailed analysis is included in your packet, labelled VI.C.

BOARD ACTION REQUEST #1:

Recommend the Board approve the payment for invoice number 340 from AECA, for September 2023 administrative services for a total of \$5,512.81.

BOARD ACTION REQUEST #2:

Recommend the Board approve opening a repurchase agreement account and closing the sweep account with First National Bank of Alaska and reducing the daily banking limit to \$2,000,000.

All bills received by AUSAC have been paid. This concludes the Agent's report.

10/25/2023

Variance: Actual Higher
 (Lower) than Budget

AUSAC FINANCIAL STATEMENT
 CASH BASIS

ACCOUNT	September-23						10/30/2023
	Current Month			YTD			Proj. Exp. & Cash Draw
	ACTUAL	BUDGET	VARIANCE	ACTUAL	BUDGET	VARIANCE	
EXPENDITURES							
GEN/ADM:							
Administration Support	\$ 3,573	\$ 5,167	\$ (1,594)	\$ 40,872	\$ 46,503	\$ (5,631)	\$ 5,513
Administration Support: 2022 Pd in 2023	-	-	-	2,865	-	2,865	-
Miscellaneous	5	66	(61)	40	594	(554)	55
Misc. Exp. 2022 Pd in 2023	-	-	-	-	-	-	-
Postage & Courier	-	5	(5)	-	42	(42)	-
Insurance	860	1,270	(410)	6,013	11,948	(5,935)	860
Legal	-	1,000	(1,000)	9,126	9,470	(344)	-
Legal Exp. 2022 Pd in 2023	-	-	-	789	-	789	-
Database Project	-	-	-	-	1,000	(1,000)	-
Audit	-	-	-	10,600	10,500	100	-
Audit Exp. 2022 Pd in 2023	-	-	-	-	-	-	-
Agreed Upon Procedures/Compliance Review	-	-	-	-	-	-	-
Comp. Rev. Exp. 2022 Paid in 2023	-	-	-	3,675	-	3,675	-
Bank Fees	273	360	(87)	2,383	3,240	(857)	299
Notices/Adv	61	186	(125)	775	1,670	(895)	20
Notices/Adv. Exp. 2022 Pd in 2023	-	-	-	138	-	138	-
SUBTOTAL	\$ 4,772	\$ 8,054	\$ (3,282)	\$ 77,275	\$ 84,967	\$ (7,692)	\$ 6,747
OTHER							
Directors Expense	-	-	-	-	666	(666)	-
SUBTOTAL	-	-	-	-	666	(666)	-
TOTAL EXPENDITURES	\$ 4,772	\$ 8,054	\$ (3,282)	\$ 77,275	\$ 85,633	\$ (8,358)	\$ 6,747
Total Expenditures for 2022 Paid in 2023	-	-	-	7,467	-	-	-
INCOME:							
Tariff Remittance Funds	8,342	-	8,342	80,196	-	80,196	6,747
Interest	-	-	-	-	-	-	-
Interest from CD Investments	-	-	-	-	-	-	-
Other (late fees)	-	-	-	-	-	-	\$ -
Reimbursements	-	-	-	-	-	-	-
Miscellaneous	-	-	-	-	-	-	-
Deposit In Transit (Sweep)	-	-	-	-	-	-	-
TOTAL INCOME	\$ 8,342	\$ -	\$ 8,342	\$ 80,196	\$ -	\$ 80,196	\$ 6,747
NET VARIANCE	\$ 3,570	\$ (8,054)	\$ 11,624	\$ 2,921	\$ (85,633)	\$ 88,554	\$ -
CASH							
Beginning Cash	\$0			\$0			\$0
Cash On Hand				\$0			

AUSAC Financial Statement

Notes to Financial Statement

October 25, 2023

1. Cash Balance at September 30, 2023 is \$0 in the general operating account. This account sweeps to the Sweep account at FNBA as the checks clear.
2. \$4,772 was posted to the statement for services and bank fees.
3. Administrative support expense of \$3,573 applicable to August 2023 was posted to this report.
4. Miscellaneous expense was \$5 in September for web hosting.
5. Insurance expense was \$860 in September for the installment payment of the D&O insurance.
6. Bank fee expense was \$273 in September.
7. Notices fee expense was \$61 in September.
8. The cash sweep in September was \$8,342. The estimated sweep for expenditures in October 2023 is \$6,747.

Alaska Universal Service Administrative Company
 AUSF Cash Balances in Banks
 October 25, 2023

Bank	Type	Next Mature Date	Avg Rate	10/23/2023
Edward Jones CD		Closed		\$0.00
	Interest Earned		0.00%	\$0.00
	Fees			\$0.00
	<u>Total</u>			\$0.00
Funds transferred to FNBA				\$0.00
Remaining Balance				\$0.00
First National Bank Alaska	R&D Acct/RP	Daily	Varies	\$1,076,683.48
FNBA	<u>Total</u>			\$1,076,683.48
Total AUSF Cash Balances in Banks				\$1,076,683.48
Out of Period Adjustments				(\$21,332.39)
Total Available Balance				\$1,055,351.09

Alaska Exchange Carriers Association

810 N Street, Suite 204
Anchorage, AK 99501

Invoice

Date	Invoice #
9/30/2023	340

Bill To
AUSAC 810 N Street 204 Anchorage, AK 99501

Quantity	Item Code	Description	Price Each	Amount
1.5	Tariff	(630-10) Prepare Tariff and Forms	39.05	58.58
0.5	Collections	(610-50) Collection and compliance issues. Company notices.	39.05	19.53
0.5	Late Fee Invoice	(610-52) Preparation and Issuance of Late Fee Invoice	39.05	19.53
3	Bill & Coll.	(610-10) Reconcile Bank report to remittances, to data entry, audit reports and analyze reports .	39.05	117.15
0.5	Compliance Audit	(625-60) Compliance Audit per U-98-168.	39.05	19.53
0.5	Collections	(610-50) Collection and compliance issues. Company notices.	39.05	19.53
0.5	Mail	(610-26) Open mail, download and print files.	39.05	19.53
0.5	Bank Dep.	(610-56) Prepare and made deposits at the bank.	39.05	19.53
3	Post Remit.	(610-40) Post remittance forms and prepare monthly reports.	39.05	117.15
2	Compliance Audit	(625-60) Compliance Audit per U-98-168.	39.05	78.10
1	Agenda_Notice	(625-70) Prepare agenda, Notice meetings, Call attendees	39.05	39.05
0.5	Mail	(610-26) Open mail, download and print files.	39.05	19.53
1	Collections	(610-50) Collection and compliance issues. Company notices.	39.05	39.05
0.5	Bank Dep.	(610-56) Prepare and made deposits at the bank.	39.05	19.53
1.5	Tariff	(630-10) Prepare Tariff and Forms	39.05	58.58
0.5	Mail	(610-26) Open mail, download and print files.	39.05	19.53
1	Compliance Audit	(625-60) Compliance Audit per U-98-168.	39.05	39.05
0.5	Bank Dep.	(610-56) Prepare and made deposits at the bank.	39.05	19.53
0.5	Compliance Audit	(625-60) Compliance Audit per U-98-168.	39.05	19.53
1	Agenda_Notice	(625-70) Prepare agenda, Notice meetings, Call attendees	39.05	39.05
0.5	Compliance Audit	(625-60) Compliance Audit per U-98-168.	39.05	19.53
1.5	Compliance Audit	(625-60) Compliance Audit per U-98-168.	39.05	58.58
2.5	Rev Val	(625-65) Rev Val Prep and Issuance	39.05	97.63
0.5	Mail	(610-26) Open mail, download and print files.	39.05	19.53
0.5	Post File Web	(625-25) Create and post PDF, xls and 123 files to web site and troubleshoot questions about files.	39.05	19.53
2	Compliance Audit	(625-60) Compliance Audit per U-98-168.	39.05	78.10
1	Rev Val	(625-65) Rev Val Prep and Issuance	39.05	39.05
0.5	Mail	(610-26) Open mail, download and print files.	39.05	19.53
0.5	Compliance Audit	(625-60) Compliance Audit per U-98-168.	39.05	19.53
1	Agenda_Notice	(625-70) Prepare agenda, Notice meetings, Call attendees	39.05	39.05
0.5	Dist. of Funds	(610-25) Distribution of Funds	39.05	19.53
1	Collections	(610-50) Collection and compliance issues. Company notices.	39.05	39.05
3	Tariff	(630-10) Prepare Tariff and Forms	39.05	117.15
0.5	Dist. of Funds	(610-25) Distribution of Funds	39.05	19.53
2	Agenda_Notice	(625-70) Prepare agenda, Notice meetings, Call attendees	39.05	78.10
			Total	

Alaska Exchange Carriers Association

810 N Street, Suite 204
Anchorage, AK 99501

Invoice

Date	Invoice #
9/30/2023	340

Bill To
AUSAC 810 N Street 204 Anchorage, AK 99501

Quantity	Item Code	Description	Price Each	Amount
1.5	Tariff	(630-10) Prepare Tariff and Forms	39.05	58.58
0.5	Collections	(610-50) Collection and compliance issues. Company notices.	39.05	19.53
1	Post Remit.	(610-40) Post remittance forms and prepare monthly reports.	39.05	39.05
2	Post Remit.	(610-40) Post remittance forms and prepare monthly reports.	39.05	78.10
1	Bill & Coll.	(610-10) Reconcile Bank report to remittances, to data entry, audit reports and analyze reports .	39.05	39.05
8.5	Tariff	(630-10) Prepare Tariff and Forms	39.05	331.93
1.5	Tariff	(630-10) Prepare Tariff and Forms	91.12	136.68
0.5	Board Meeting	(605-05) Prepare for and attend Board of Directors meetings.	91.12	45.56
7.5	Gen. Admin.	(625-05) Administrative work on AUSAC contract financials, general, budget	91.12	683.40
0.25	Tariff	(630-10) Prepare Tariff and Forms	91.12	22.78
4.5	R&D Report Prep	(610-70) Prepare Remittance & Distribution Report	91.12	410.04
2.5	R&D Report Prep	(610-70) Prepare Remittance & Distribution Report	91.12	227.80
2.5	Post Remit.	(610-40) Post remittance forms and prepare monthly reports. xcheck	91.12	227.80
3	R&D Report Prep	(610-70) Prepare Remittance & Distribution Report	91.12	273.36
1	Gen. Admin.	(625-05) Administrative work on AUSAC contract financials, budget	91.12	91.12
2.5	Tariffsupport	(630-10) Charges related to the preparation, filing and support of Tariff 998 by AECA staff. Does NOT include consulting fees.	91.12	227.80
0.25	Gen. Admin.	(625-05) Administrative work on AUSAC contract financials, budget	91.12	22.78
0.5	Compliance Audit	(625-60) Compliance Audit per U-98-168.	91.12	45.56
3	R&D Report Prep	(610-70) Prepare Remittance & Distribution Report	91.12	273.36
0.25	Compliance Audit	(625-60) Compliance Audit per U-98-168.	91.12	22.78
1.25	Tariff	(630-10) Prepare Tariff and Forms	91.12	113.90
0.5	Gen. Admin.	(625-05) Administrative work on AUSAC contract financials, general, budget	91.12	45.56
0.5	Tariff	(630-10) Prepare Tariff and Forms	91.12	45.56
2.75	Gen. Admin.	(625-05) Administrative work on AUSAC contract financials, general, budget	91.12	250.58
0.25	Dist. of Funds	(610-25) Distribution of Funds	91.12	22.78
2	Board Meeting	(605-05) Prepare for and attend Board of Directors meetings.	91.12	182.24
0.5	Follow up on Late ...	(610-53) Follow up on outstanding Late Fee Invoices	91.12	45.56
0.25	Compliance Audit	(625-60) Compliance Audit per U-98-168.	91.12	22.78
0.25	Dist. of Funds	(610-25) Distribution of Funds	91.12	22.78
			Total	\$5,512.81

Alaska Universal Service Administrative Company
 First National Bank of Alaska - Banking Analysis
 10/26/2023

Item	Qty	Current Accounts		New Account	
		FNBA - Sweep		FNBA - Repurchase	
		rate	total	rate	total
Maintenance Fee - ACH	1	\$45.00	\$45.00	\$45.00	\$45
Maintenance Fee - Monthly	4	15.00	60.00	15.00	60
ZBA Master (sweep)	1	30.00	30.00	0.00	0
ZBA Sub-Account (sweep)	3	20.00	60.00	0.00	0
Token Monthly Fee	1	5.00	5.00	5.00	5
Negative collected balance charge	456	0.000245	0.11	0.00	0
Debit Posted	6	0.20	1.20	0.20	1
Credits Posted	18	0.50	9.00	0.50	9
Deposited Checks - On -Us	0	0	0.00	0	0
Deposited Checks - Transit	41	0.1	4.10	0.1	4
Deposit Insurance Allocation	4,696	0.0057	26.77	0.0057	27
Cashiers Checks (Estimated Only)	1	5	5.00	5	5
ACH Transactions	14	0.2	2.80	0.2	3
Wire Transfer Incoming	14	15	210.00	15	210
ACH Credits Posted	44	0.2	8.80	0.2	9
Depository Services	2	0.00023	0.00	0	0
Business Interest Sweep (Rep)	1	0	0	100	100
Total			(\$468)		(\$478)
Earnings Allowance/Interest					
Interest rate	469,605	0.45%	\$174	Tiered	\$853
Total monthly			(\$294)		\$375

Current Account Interest Rate - Earned on average ledger balance with 0.45% interest.

New Accounts Interest Rate - Earned on daily average with tiered interest rate, see Interest Calculation.

Alaska Universal Service Administrative Company
 First National Bank of Alaska - Interest Calculation
 10/26/2023

Interest Calculation for New Repurchase Account		
Date Range	Average Daily Balance (Avg of 7/2023 through 9/2023)	Interest
1	\$52,454	\$0
2	49,018	0
3	49,018	0
4	49,018	0
5	49,308	0
6	48,006	0
7	57,114	0
8	61,401	0
9	62,997	0
10	189,694	0
11	262,409	13
12	263,275	13
13	271,383	14
14	284,916	15
15	297,905	15
16	298,988	15
17	316,078	16
18	557,678	29
19	593,104	30
20	999,883	51
21	1,100,734	80
22	1,102,926	81
23	1,102,939	81
24	1,103,551	81
25	1,105,615	81
26	1,105,631	81
27	1,105,642	81
28	750,089	38
29	750,124	38
30	47,262	0
Total Monthly Interest		\$853
Average Ledger Balance		\$469,605