

**Alaska Universal Service
Administrative Company
BOARD OF DIRECTORS**

Meeting Agenda

January 25, 2023

Monthly Meeting – Wednesday December 2022 Business

11:30 am Maui Hawaii time

12:30 pm Anchorage Alaska time

**Kihei/Wailea Room - Sheraton Maui Resort & Spa, Lahaina, Maui, Hawaii
Teleconference: Call Number from Anchorage 907-561-6398
From Outside Anchorage Area 1-877-561-6398**

- I. Roll Call
- II. Approval of Agenda
- III. Public Comment (Limited to 5 Minutes)
- IV. Approval of Prior Minutes
 - A. December 28, 2022 – Monthly Meeting (Tabled)
- V. AUSF Remittance and Distribution
 - A. Quarterly Report Filing – Period Ending December 31, 2022
 - B. Quarterly Review Analysis – Period Ending December 31, 2022
- VI. Agent Report
 - A. Financial Statements – December 2022
 - B. AECA Invoices – December 2022
- VII. New Business
- VIII. Unfinished Business
 - A. R-21-001 - AUSF Sunset Review
 - B. Board Nominations – Kelly Williams and Laura Kompkoff – Appointed January 11, 2023
 - C. Board Nominations for 2023 Expiring Seat Replacements ILEC and IXC Groups - Status
 - D. Compliance Review 2020 – Status
- IX. Next Meeting/Adjournment

AUSAC

Board of Directors

Andilea Weaver
President
Wireless Telecom Provider
aweaver@adaktu.net

Steve Kramer
Vice President
ILEC
Steve.k@aptalaska.com

Juhana Wayman
Secretary/Treasurer
CLEC
jwayman@uui-alaska.com

Lisa Phillips
IXC
lphillip@acsalaska.com

David Collier
Facility-based IXC with
Wholesale Tariff
David.collier@att.com

Laura Kompkoff
Other Telecom Providers
lkompkoff@cvtc.org

Kelly Williams
ILEC
kwilliams@otz.net

Alaska Universal Service Administrative Company

810 N Street,
Suite 204
Anchorage, Alaska 99501

To: Board of Directors
From: Keegan Bernier, Agent
Subject: Remittance and Distribution Report
Date: January 25, 2023

The AUSF Remittance and Distribution Report for December 2022 reflects the following:

\$1,000.00	previous AUSF balance
\$0.00	interest on investments
\$95.66	late fees
<u>\$1,041,320.09</u>	remittances received in current period
<u>\$1,042,415.75</u>	total balance
(\$3,956.80)	current December period support disbursements
<u>(\$1,037,458.95)</u>	current year prior period shortage disbursements
(\$1,041,415.75)	total support disbursements
\$1,000.00	ending AUSF balance
<u>(\$1,000.00)</u>	LESS: accrual for operating expenses
<u>\$0.00</u>	Available Balance

The distribution of funds is scheduled for January 30, 2023.

The December distribution report reflects the approved 2022 support amounts and regulation changes from TA37-998 and R-18-001.

AUSAC has distributed **28.01%** of the total AUSF support estimate for the rate year 2022, page 4.

Distribution Percentage of each Support Element:

AUSAC 2022 Rate Year (Jan-Dec), page 4
74.77% of AUSAC's operating budget
27.78% of the support requirement for Nonpooled ENS
27.78% of the support requirement for Pooled ENS

The December period distribution experienced a shortage of 100% after admin fees, see page 6. This month, 54.31% of the June 2022 period support will be disbursed. The remaining May 2022 period support exceeded the 6-month accrual.

This concludes the report for the December 2022 period.

*Remittance and Distribution
Report*

Alaska Universal Service Administrative Company

Intrastate End User Revenues

Monthly AUSF Remittance

December-22

	Number of Companies	Local Exchange Revenues	Mobile Revenues	Interexchange Revenues	Pay Telephone Revenues	Other Revenues	Uncollectible Revenues	VoIP Revenues	Total Reported Revenues	Amount Remitted
Total	109	5,200,650.51	4,152,890.69	821,083.00	580.00	10,768.68	(12,143.98)	239,371.87	10,413,200.77	1,041,320.09

Adjustments are reflected in the month they are made, not in the month they apply to.

Alaska Universal Service Administrative Company

AUSF Distribution

December-22

Total Distribution	Current Distribution	Current Year Support Shortage Dist.	Prior Year Support Shortage Dist.	Total Distribution
AECA: Pooling Co. CCL	0.00	221,366.32	0.00	221,366.32
ACSA - Ft. Wainwright	0.00	9,026.26	0.00	9,026.26
ACS - Fairbanks	0.00	62,206.25	0.00	62,206.25
ACSA - Juneau	0.00	3,521.40	0.00	3,521.40
ACSN - Glacier State	0.00	128,807.61	0.00	128,807.61
ACSN - Sitka	0.00	9,089.72	0.00	9,089.72
ASTAC	0.00	32,178.25	0.00	32,178.25
CORDOVA	0.00	23,587.36	0.00	23,587.36
CVTC	0.00	105,578.09	0.00	105,578.09
GCI	0.00	91,809.51	0.00	91,809.51
INTERIOR	0.00	51,252.82	0.00	51,252.82
KPU	0.00	43,258.37	0.00	43,258.37
MTA	0.00	240,020.96	0.00	240,020.96
MUKLUK	0.00	15,756.03	0.00	15,756.03
Subtotal	0.00	1,037,458.95	0.00	1,037,458.95
AUSAC	3,956.80	0.00	0.00	3,956.80
Total Distribution	\$3,956.80	\$1,037,458.95	\$0.00	\$1,041,415.75

Alaska Universal Service Administrative Company

AUSF Distribution

December-22

Distribution This Month	December-22
--------------------------------	-------------

Total Remittance	\$1,041,320.09
Previous Month AUSF Balance	\$1,000.00
Interest on Investments	\$0.00
Late Fees Received/Misc	\$95.66
Total Funds Collected	\$1,042,415.75
LESS: Accrual for Operating Expenses*	(\$1,000.00)
Total Available to Distribute	\$1,041,415.75

	Current Period	Current Year Support Shortage Dist.	Prior Year Support Shortage Dist.
Less:			
AUSAC Administrative Sweep	\$3,956.80	\$0.00	\$0.00
ENS Nonpooling Co. Support	\$0.00	\$816,092.63	\$0.00
ENS Pooling Co. Support	\$0.00	\$221,366.32	\$0.00
Distribution This Month	\$3,956.80	\$1,037,458.95	\$0.00

Total AUSF Balance	\$1,000.00
AUSF End of Period Available Balance**	\$0.00

*Accrual for Operating Expenses is an accrual to maintain \$1000 in bank.

**The accrual for operating expenses is removed from the total balance to calculate the available balance.

Alaska Universal Service Administrative Company

AUSF Distribution

December-22

2022 Year-To-Date Summary for rate in effect Jan 2022

	Total
AUSF FUNDS	
Prior Year Balance	\$1,000.00
YTD Remittance	\$13,149,188.57
YTD Interest on Investments and misc items	\$123,414.48
YTD Prior Year Distribution	\$6,819,290.94
YTD Current Year Distribution	\$6,453,312.11
AUSF Balance	\$1,000.00
	(\$0.00)
AUSAC ADMINISTRATION	
Proposed Budget	\$115,137.00
YTD Distribution	\$86,090.86
% Distributed	74.77%
Essential Network Support - Nonpooling Companies	
Annual Support	\$18,030,818.00
YTD Distribution	\$5,008,624.50
% Distributed	27.78%
Essential Network Support - Pooling Companies	
Annual Support	\$4,890,886.00
YTD Distribution	\$1,358,596.75
% Distributed	27.78%
TOTAL	
Total Support Estimate	\$23,036,841.00
YTD Distribution	\$6,453,312.11
% Distributed	28.01%
GROSS ANNUAL END USER REVENUES	
Filed Annual End User Revenues	\$138,179,710
YTD End User Revenues (YTD Dec 22)	\$128,682,439
% Reported	93.13%

Alaska Universal Service Administrative Company

AUSF Distribution

December-22

	F=A+B-C	A	B	C
AUSF History	Balance	Remittance	Investment Interest and Late Fees	Distribution
1999 Total	286,071.09	3,738,651.25		3,452,580.16
2000 Total	391,714.75	4,009,706.32		3,617,991.57
2001 Total	(341,527.65)	1,234,183.32	27,963.38	1,603,674.35
2002 Total	(99,223.12)	1,768,702.77	7,454.15	1,875,380.04
2003 Total	(5,655.00)	2,170,950.12	2,504.32	2,179,109.44
2004 Total	55,383.76	3,075,113.32	1,654.81	3,021,384.37
2005 Total	32,434.40	3,361,183.54	7,512.14	3,336,261.28
2006 Total	475,993.97	4,288,029.01	24,212.01	3,836,247.05
2007 Total	956,193.52	4,719,544.95	43,790.66	3,807,142.09
2008 Total	(1,095,207.89)	3,040,932.59	23,530.75	4,159,671.23
2009 Total	(434,340.88)	3,923,388.25	8,761.29	4,366,490.42
2010 Total	472,419.01	5,037,854.71	1,494.26	4,566,929.96
2011 Total	1,448,846.05	16,584,300.28	2,079.79	15,137,534.02
2012 Total	415,458.70	30,631,836.49	4,800.55	30,221,178.34
2013 Total	274,031.14	29,505,235.91	5,480.99	29,236,685.76
2014 Total	(1,300,851.43)	27,053,757.73	4,810.31	28,359,419.47
2015 Total	(925,825.50)	26,689,956.54	3,918.53	27,619,700.57
2016 Total	(600,027.42)	26,898,008.03	1,318.29	27,499,353.74
2017 Total	(4,887.50)	27,788,850.61	3,532.67	27,797,270.78
2018 Total	6,847,260.61	36,178,403.61	119,501.14	29,450,644.14
2019 Total	(6,847,260.61)	15,858,521.14	95,582.97	22,801,364.72
2020 Total	0.00	14,424,848.97	4,362.87	14,429,211.84
2021 Total	0.00	13,522,151.30	4,090.65	13,526,241.95
Year End 2021 AUSF	\$1,000.00	\$305,504,110.76	\$398,356.53	\$305,901,467.29
2022				
January	0.00	1,333,022.85	0.00	1,333,022.85
February	0.00	1,049,865.95	47,187.75	1,097,053.70
March	0.00	1,122,640.00	75,134.09	1,197,774.09
April	0.00	1,052,282.60	0.00	1,052,282.60
May	0.00	1,126,196.49	0.00	1,126,196.49
June	0.00	1,063,886.67	0.00	1,063,886.67
July	0.00	1,069,892.08	220.81	1,070,112.89
August	0.00	1,098,781.45	55.30	1,098,836.75
September	0.00	1,067,929.54	249.85	1,068,179.39
October	0.00	1,066,565.00	374.75	1,066,939.75
November	0.00	1,056,805.85	96.27	1,056,902.12
December	0.00	1,041,320.09	95.66	1,041,415.75
2022 AUSF Subtotal	\$0.00	\$13,149,188.57	\$123,414.48	\$13,272,603.05
Total AUSF to Date	\$1,000.00	\$318,653,299.33	\$521,771.01	\$319,174,070.34

Alaska Universal Service Administrative Company

AUSF Distribution

December-22

Support Shortage Detail								
Distribution Priority	Support Period		AUSAC Admin Fee	ENS Nonpooling Support	ENS Pooling Support	Adjustments	Totals	
Month 7 (Dropped from Shortage List)	May-22	Support Shortage		(691,236.78)	(187,498.99)	-	(878,735.77)	
		Shortage Paid		-	-	-	-	
		% Payment						
		Remaining Support Not Recoverable		(691,236.78)	(187,498.99)	-	(878,735.77)	
Month 6 (Oldest)	June-22	Support Shortage		(1,502,568.17)	(407,573.82)	-	(1,910,141.99)	
		Shortage Paid		816,092.63	221,366.32	-	1,037,458.95	
		% Payment		54.31%	54.31%	54.31%	54.31%	
		Remaining Support Shortage		(686,475.54)	(186,207.50)	-	(872,683.04)	
Month 5	July-22	Support Shortage		(1,502,568.17)	(407,657.24)	-	(1,910,225.41)	
		Shortage Paid		-	-	-	-	
		% Payment		0.00%	0.00%	0.00%	0.00%	
		Remaining Support Shortage		(1,502,568.17)	(407,657.24)	-	(1,910,225.41)	
Month 4	August-22	Support Shortage		(1,502,568.17)	(407,657.24)	-	(1,910,225.41)	
		Shortage Paid		-	-	-	-	
		% Payment		0.00%	0.00%	0.00%	0.00%	
		Remaining Support Shortage		(1,502,568.17)	(407,657.24)	-	(1,910,225.41)	
Month 3	September-22	Support Shortage		(1,502,568.17)	(407,657.24)	-	(1,910,225.41)	
		Shortage Paid		-	-	-	-	
		% Payment		0.00%	0.00%	0.00%	0.00%	
		Remaining Support Shortage		(1,502,568.17)	(407,657.24)	-	(1,910,225.41)	
Month 2	October-22	Support Shortage		(1,502,568.17)	(407,657.24)	-	(1,910,225.41)	
		Shortage Paid		-	-	-	-	
		% Payment		0.00%	0.00%	0.00%	0.00%	
		Remaining Support Shortage		(1,502,568.17)	(407,657.24)	-	(1,910,225.41)	
Month 1 (Newest)	November-22	Support Shortage		(1,502,568.17)	(407,657.24)	-	(1,910,225.41)	
		Shortage Paid		-	-	-	-	
		% Payment		0.00%	0.00%	0.00%	0.00%	
		Remaining Support Shortage		(1,502,568.17)	(407,657.24)	-	(1,910,225.41)	
Current Period	December-22	Current Support Due	(3,956.80)	(1,502,568.17)	(407,657.24)	-	(1,914,182.21)	
		Current Distribution Paid	3,956.80	-	-	-	3,956.80	
		% Payment	100.00%	0.00%	0.00%	0.00%	0.00%	
		Support Shortage	-	(1,502,568.17)	(407,657.24)	-	(1,910,225.41)	
Total Distribution			3,956.80	816,092.63	221,366.32	-	1,041,415.75	
Total Support Shortage			-	(9,701,884.56)	(2,632,150.94)	-	(12,334,035.50)	

Alaska Universal Service Administrative Company

AUSF Distribution

December-22

Current Distribution by Company	Distribution Breakdown											
	Monthly Support	Percent of Support	Support Distribution Made on January 30, 2023								Total Shortage Distribution	Current Period
			Jun 2022 Period	Jul 2022 Period	Aug 2022 Period	Sep 2022 Period	Oct 2022 Period	Nov 2022 Period				
		Pool ENS Dist	\$ 221,366.32	\$ -	\$ -	\$ -	\$ -	\$ -	\$ -	\$ 221,366.32	\$ -	
		NP ENS Dist	\$ 816,092.63	\$ -	\$ -	\$ -	\$ -	\$ -	\$ -	\$ 816,092.63	\$ -	
ENS												
Pooled												
AECA: Pooling Co. ENS	\$407,657.24	100.00%	221,366.32	-	-	-	-	-	-	221,366.32	-	
Pooled Subtotal	\$ 407,657.24	100.00%	221,366.32	-	-	-	-	-	-	221,366.32	-	
NonPooled												
ACSA - Ft. Wainwright	\$ 16,618.92	1.11%	9,026.26	-	-	-	-	-	-	9,026.26	-	
ACS - Fairbanks	114,532.50	7.62%	62,206.25	-	-	-	-	-	-	62,206.25	-	
ACSA - Juneau	6,483.50	0.43%	3,521.40	-	-	-	-	-	-	3,521.40	-	
ACSN - Glacier State	237,157.17	15.78%	128,807.61	-	-	-	-	-	-	128,807.61	-	
ACSN - Sitka	16,735.75	1.11%	9,089.72	-	-	-	-	-	-	9,089.72	-	
ASTAC	59,245.75	3.94%	32,178.25	-	-	-	-	-	-	32,178.25	-	
CORDOVA	43,428.42	2.89%	23,587.36	-	-	-	-	-	-	23,587.36	-	
CVTC	194,387.58	12.94%	105,578.09	-	-	-	-	-	-	105,578.09	-	
INTERIOR	94,365.33	6.28%	51,252.82	-	-	-	-	-	-	51,252.82	-	
KPU	79,646.17	5.30%	43,258.37	-	-	-	-	-	-	43,258.37	-	
MTA	441,920.25	29.41%	240,020.96	-	-	-	-	-	-	240,020.96	-	
MUKLUK	29,009.58	1.93%	15,756.03	-	-	-	-	-	-	15,756.03	-	
GCI	169,037.25	11.25%	91,809.51	-	-	-	-	-	-	91,809.51	-	
NonPooled Subtotal	\$ 1,502,568.17	100.00%	816,092.63	-	-	-	-	-	-	816,092.63	-	
ENS Distribution Total	\$ 1,910,225.41		1,037,458.95	-	-	-	-	-	-	1,037,458.95	-	

Alaska Universal Service Administrative Company

AUSF Distribution

December-22

Current Distribution by Company	ENS					
	Current Support Due	Current Support Distribution	Current Month Support Shortage	Current Year Support Shortage Dist	Prior Year Support Shortage Dist & Adjustments	Total Distribution
AECA: Pooling Co. ENS	407,657.24	0.00	(407,657.24)	221,366.32	0.00	221,366.32
ACSA - Ft. Wainwright	16,618.92	0.00	(16,618.92)	9,026.26	0.00	9,026.26
ACS - Fairbanks	114,532.50	0.00	(114,532.50)	62,206.25	0.00	62,206.25
ACSA - Juneau	6,483.50	0.00	(6,483.50)	3,521.40	0.00	3,521.40
ACSN - Glacier State	237,157.17	0.00	(237,157.17)	128,807.61	0.00	128,807.61
ACSN - Sitka	16,735.75	0.00	(16,735.75)	9,089.72	0.00	9,089.72
ASTAC	59,245.75	0.00	(59,245.75)	32,178.25	0.00	32,178.25
CORDOVA	43,428.42	0.00	(43,428.42)	23,587.36	0.00	23,587.36
CVTC	194,387.58	0.00	(194,387.58)	105,578.09	0.00	105,578.09
INTERIOR	94,365.33	0.00	(94,365.33)	51,252.82	0.00	51,252.82
KPU	79,646.17	0.00	(79,646.17)	43,258.37	0.00	43,258.37
MTA	441,920.25	0.00	(441,920.25)	240,020.96	0.00	240,020.96
MUKLUK	29,009.58	0.00	(29,009.58)	15,756.03	0.00	15,756.03
GCI	169,037.25	0.00	(169,037.25)	91,809.51	0.00	91,809.51
Total Current Distribution	\$1,910,225.41	\$0.00	(\$1,910,225.41)	\$1,037,458.95	\$0.00	\$1,037,458.95

Alaska Universal Service Administrative Company

AUSF Distribution

December-22

Nonpooling Companies - ENS	ENS Support		Percent of Support	FIRST QTR		Apr-22		May-22		Jun-22			SECOND QTR	
	Company	Annual 2022*		1/12 Annual	Distribution Total	Remaining Shortage	Distribution Total	Remaining Shortage	Distribution Total	Remaining Shortage	Shortage Dist 1/30/23	Distribution Total	Remaining Shortage	Current Distribution
NonPooling Company ENS Distribution						835,246.82		823,513.38		816,092.63				
ACS-FTW	199,427	16,618.92	1.11%	28,024.39	(21,832.37)	9,238.12	(7,380.80)	9,108.34	(7,510.58)	9,026.26	9,026.26	(7,592.66)	27,372.72	
ACS-Fairbanks	1,374,390	114,532.50	7.62%	193,135.47	(150,462.03)	63,666.27	(50,866.23)	62,771.89	(51,760.61)	62,206.25	62,206.25	(52,326.25)	188,644.41	
ACS-Juneau	77,802	6,483.50	0.43%	10,933.08	(8,517.42)	3,604.04	(2,879.46)	3,553.42	(2,930.08)	3,521.40	3,521.40	(2,962.10)	10,678.86	
ACS-GST	2,845,886	237,157.17	15.78%	399,916.71	(311,554.80)	131,830.81	(105,326.36)	129,978.86	(107,178.31)	128,807.61	128,807.61	(108,349.56)	390,617.28	
ACS-Sitka	200,829	16,735.75	1.11%	28,221.40	(21,985.85)	9,303.06	(7,432.69)	9,172.37	(7,563.38)	9,089.72	9,089.72	(7,646.03)	27,565.15	
ASTAC	710,949	59,245.75	3.94%	99,905.75	(77,831.50)	32,933.50	(26,312.25)	32,470.85	(26,774.90)	32,178.25	32,178.25	(27,067.50)	97,582.60	
Cordova	521,141	43,428.42	2.89%	73,233.09	(57,052.17)	24,140.97	(19,287.45)	23,801.84	(19,626.58)	23,587.36	23,587.36	(19,841.06)	71,530.17	
CVTC	2,332,651	194,387.58	12.94%	327,794.61	(255,368.13)	108,056.07	(86,331.51)	106,538.11	(87,849.47)	105,578.09	105,578.09	(88,809.49)	320,172.27	
Interior	1,132,384	94,365.33	6.28%	159,127.68	(123,968.31)	52,455.75	(41,909.58)	51,718.86	(42,646.47)	51,252.82	51,252.82	(43,112.51)	155,427.43	
KPU	955,754	79,646.17	5.30%	134,306.86	(104,631.65)	44,273.67	(35,372.50)	43,651.72	(35,994.45)	43,258.37	43,258.37	(36,387.80)	131,183.76	
MTA	5,303,043	441,920.25	29.41%	745,207.46	(580,553.29)	245,654.40	(196,265.85)	242,203.48	(199,716.77)	240,020.96	240,020.96	(201,899.29)	727,878.84	
Mukluk	348,115	29,009.58	1.93%	48,918.67	(38,110.07)	16,125.83	(12,883.75)	15,899.30	(13,110.28)	15,756.03	15,756.03	(13,253.55)	47,781.16	
GCI	2,028,447	169,037.25	11.25%	285,046.50	(222,065.25)	93,964.33	(75,072.92)	92,644.34	(76,392.91)	91,809.51	91,809.51	(77,227.74)	278,418.18	
Total	\$ 18,030,818.00	\$ 1,502,568.17	100.00%	\$2,533,771.67	(\$1,973,932.84)	\$835,246.82	(\$667,321.35)	\$823,513.38	(\$679,054.79)	\$816,092.63	\$816,092.63	(\$686,475.54)	\$2,474,852.83	

* From TA28-998 Third Supplemental filed 12/5/2018, TA28-998 Notice of ENS CCL Adjustments filed 7/24/2019 and TA37-998

Alaska Universal Service Administrative Company

AUSF Distribution

December-22

Nonpooling Companies - ENS	ENS Support		Percent of Support	THIRD QTR	Oct-22		Nov-22		Dec-22		FOURTH QTR	YTD ENS Support	YTD ENS Shortage Drop Off (Not Paid)
	Company	Annual 2022*		1/12 Annual	Current Distribution	Distribution Total	Remaining Shortage	Distribution Total	Remaining Shortage	Distribution Total	Remaining Shortage		
NonPooling Company ENS Distribution					0.00	0.00	0.00	0.00	0.00	0.00	0.00		
ACS-FTW	199,427	16,618.92	1.11%	0.00	0.00	(16,618.92)	0.00	(16,618.92)	0.00	(16,618.92)	0.00	55,397.11	(36,723.75)
ACS-Fairbanks	1,374,390	114,532.50	7.62%	0.00	0.00	(114,532.50)	0.00	(114,532.50)	0.00	(114,532.50)	0.00	381,779.88	(253,088.87)
ACS-Juneau	77,802	6,483.50	0.43%	0.00	0.00	(6,483.50)	0.00	(6,483.50)	0.00	(6,483.50)	0.00	21,611.94	(14,326.96)
ACS-GST	2,845,886	237,157.17	15.78%	0.00	0.00	(237,157.17)	0.00	(237,157.17)	0.00	(237,157.17)	0.00	790,533.99	(524,059.47)
ACS-Sitka	200,829	16,735.75	1.11%	0.00	0.00	(16,735.75)	0.00	(16,735.75)	0.00	(16,735.75)	0.00	55,786.55	(36,981.92)
ASTAC	710,949	59,245.75	3.94%	0.00	0.00	(59,245.75)	0.00	(59,245.75)	0.00	(59,245.75)	0.00	197,488.35	(130,918.65)
Cordova	521,141	43,428.42	2.89%	0.00	0.00	(43,428.42)	0.00	(43,428.42)	0.00	(43,428.42)	0.00	144,763.26	(95,966.20)
CVTC	2,332,651	194,387.58	12.94%	0.00	0.00	(194,387.58)	0.00	(194,387.58)	0.00	(194,387.58)	0.00	647,966.88	(429,549.11)
Interior	1,132,384	94,365.33	6.28%	0.00	0.00	(94,365.33)	0.00	(94,365.33)	0.00	(94,365.33)	0.00	314,555.11	(208,524.36)
KPU	955,754	79,646.17	5.30%	0.00	0.00	(79,646.17)	0.00	(79,646.17)	0.00	(79,646.17)	0.00	265,490.62	(175,998.60)
MTA	5,303,043	441,920.25	29.41%	0.00	0.00	(441,920.25)	0.00	(441,920.25)	0.00	(441,920.25)	0.00	1,473,086.30	(976,535.91)
Mukluk	348,115	29,009.58	1.93%	0.00	0.00	(29,009.58)	0.00	(29,009.58)	0.00	(29,009.58)	0.00	96,699.83	(64,104.10)
GCI	2,028,447	169,037.25	11.25%	0.00	0.00	(169,037.25)	0.00	(169,037.25)	0.00	(169,037.25)	0.00	563,464.68	(373,531.08)
Total	\$ 18,030,818.00	\$ 1,502,568.17	100.00%	\$0.00	\$0.00	(\$1,502,568.17)	\$0.00	(\$1,502,568.17)	\$0.00	(\$1,502,568.17)	\$0.00	\$5,008,624.50	(\$3,320,308.98)

* From TA28-998 Third Supplemental filed 12/5/2018, TA28-998 Notice of ENS CCL Adjustments filed 7/24/2019 and TA37-998

Alaska Universal Service Administrative Company

AUSF Distribution

December-22

POOLING Companies - ENS 3rd & 4th Qtr	ENS Support		Percent of Support	THIRD QTR	Oct-22		Nov-22		Dec-22		FOURTH QTR	YTD ENS Support	YTD ENS Shortage Drop Off (Not Paid)
	Company	Annual 2022**		1/12 Annual	Current Distribution	Distribution Total	Remaining Shortage	Distribution Total	Remaining Shortage	Distribution Total	Remaining Shortage		
Pooling Company ENS Distributions					0.00		0.00		0.00				
Adak Eagle Enterprises	508,254.00	42,354.50	10.39%	0.00	0.00	(42,354.50)	0.00	(42,354.50)	0.00	(42,354.50)	0.00	141,183.47	(93,593.11)
ATC	785,988.00	65,499.00	16.07%	0.00	0.00	(65,499.00)	0.00	(65,499.00)	0.00	(65,499.00)	0.00	218,332.79	(144,736.80)
BBTC	303,625.00	25,302.08	6.21%	0.00	0.00	(25,302.08)	0.00	(25,302.08)	0.00	(25,302.08)	0.00	84,341.36	(55,911.41)
Bettles	3,745.00	312.08	0.08%	0.00	0.00	(312.08)	0.00	(312.08)	0.00	(312.08)	0.00	1,040.28	(689.62)
Bush-Tell	233,799.00	19,483.25	4.78%	0.00	0.00	(19,483.25)	0.00	(19,483.25)	0.00	(19,483.25)	0.00	64,945.00	(43,053.22)
Nushagak	382,933.00	31,911.08	7.83%	0.00	0.00	(31,911.08)	0.00	(31,911.08)	0.00	(31,911.08)	0.00	106,371.62	(70,515.70)
OTZ	540,283.00	45,023.58	11.04%	0.00	0.00	(45,023.58)	0.00	(45,023.58)	0.00	(45,023.58)	0.00	150,080.51	(99,491.13)
Summit	224,898.00	18,741.50	4.60%	0.00	0.00	(18,741.50)	0.00	(18,741.50)	0.00	(18,741.50)	0.00	62,472.46	(41,414.15)
United KUC	222,897.00	18,574.75	4.56%	0.00	0.00	(18,574.75)	0.00	(18,574.75)	0.00	(18,574.75)	0.00	61,916.63	(41,045.66)
United Utilities	1,360,482.00	113,373.50	27.81%	0.00	0.00	(113,373.50)	0.00	(113,373.50)	0.00	(113,373.50)	0.00	377,916.47	(250,527.78)
Yukon	61,701.00	5,141.75	1.26%	0.00	0.00	(5,141.75)	0.00	(5,141.75)	0.00	(5,141.75)	0.00	17,139.38	(11,362.02)
Subtotal	\$ 4,628,605.00	\$ 385,717.07	94.62%	0.00	0.00	(385,717.07)	0.00	(385,717.07)	0.00	(385,717.07)	0.00	1,285,739.97	(852,340.60)
Average Schedule Companies													
Circle Telephone Co.	25,057.00	2,088.08	0.51%	0.00	0.00	(2,088.08)	0.00	(2,088.08)	0.00	(2,088.08)	0.00	6,960.36	(4,614.14)
North Country Telephone	66,677.00	5,556.42	1.36%	0.00	0.00	(5,556.42)	0.00	(5,556.42)	0.00	(5,556.42)	0.00	18,521.64	(12,278.33)
Subtotal	91,734.00	7,644.50	1.88%	0.00	0.00	(7,644.50)	0.00	(7,644.50)	0.00	(7,644.50)	0.00	25,482.00	(16,892.47)
Company subtotal	4,720,339.00	393,361.57		0.00	0.00		0.00		0.00		0.00	1,311,221.97	
AECA ENS Admin fee	171,548.00	14,295.67	3.51%	0.00	0.00	(14,295.67)	0.00	(14,295.67)	0.00	(14,295.67)	0.00	47,374.78	(31,405.60)
Total	\$4,891,887.00	\$407,657.24	100.00%	\$0.00	\$0.00	(\$407,657.24)	\$0.00	(\$407,657.24)	\$0.00	(\$407,657.24)	\$0.00	\$1,358,596.75	(\$900,638.67)

*From TA 28-998 Third Supplemental, TA37-998, AECA Admin fee from U-21-008

Total ENS including Nonpooling and Pooling

\$0.00 \$0.00 \$0.00 \$0.00 \$0.00

Alaska Universal Service Administrative Company
Intrastate End User Revenues - Trends

AUSF Distribution

December-22

Date	# of Cos.	Local	Wireless	IXC	Payphone	Other	Uncollectible	VOIP	Total Revenue
Jan-21	112	5,735,850	4,195,631	977,783	3,494	11,282	(170,268)	322,145	11,075,918
Feb-21	108	5,816,396	4,047,290	1,002,782	3,368	11,224	(114,740)	330,005	11,096,324
Mar-21	111	5,934,301	4,319,601	1,126,647	1,591	11,000	37,005	288,871	11,719,015
Apr-21	112	5,849,494	4,141,806	1,051,407	1,841	12,092	(63,459)	272,083	11,265,264
May-21	110	5,906,736	4,228,241	1,000,834	1,695	12,430	(18,836)	303,608	11,434,708
Jun-21	112	5,823,688	4,309,662	1,001,799	1,695	11,674	18,932	354,638	11,522,088
Jul-21	112	5,802,481	4,349,307	903,571	1,464	11,746	(13,583)	307,678	11,362,665
Aug-21	113	5,766,990	4,140,653	973,258	1,577	10,874	(14,821)	285,683	11,164,215
Sep-21	111	5,663,946	4,123,670	1,022,559	1,577	12,773	(85,662)	255,518	10,994,381
Oct-21	113	5,691,205	4,160,667	1,031,133	1,579	13,107	41,206	269,166	11,208,063
Nov-21	111	5,597,056	4,138,821	1,010,027	1,577	14,085	(22,223)	243,773	10,983,116
Dec-21	110	5,508,597	4,150,562	1,008,992	1,577	15,540	(122,755)	259,211	10,821,724
YTD Total 2021		\$ 69,096,740	\$ 50,305,911	\$ 12,110,792	\$ 23,035	\$ 147,827	\$ (529,203)	\$ 3,492,379	\$ 134,647,481

Adjustments to prior periods are reflected in the period they apply to, not the period in which they were made.

Date	# of Cos.	Local	Wireless	IXC	Payphone	Other	Uncollectible	VOIP	Total Revenue
Jan-22	112	5,408,608	4,070,864	980,956	1,577	13,946	(65,930)	265,433	10,675,454
Feb-22	112	5,369,034	3,946,917	1,024,507	1,577	10,655	(50,913)	277,002	10,578,779
Mar-22	111	5,634,948	4,313,218	857,570	1,577	13,094	(67,007)	298,498	11,051,898
Apr-22	114	5,402,243	4,047,501	961,832	1,364	11,027	(63,441)	289,410	10,649,937
May-22	116	5,458,400	4,196,294	909,785	1,554	12,832	93,532	348,092	11,020,489
Jun-22	115	5,420,029	4,247,277	896,308	1,554	12,781	(58,381)	301,314	10,820,881
Jul-22	112	5,421,746	4,216,603	808,241	1,554	12,325	(33,999)	328,059	10,754,529
Aug-22	114	5,369,632	4,308,427	910,954	1,554	12,980	(34,938)	328,851	10,897,460
Sep-22	112	5,256,899	4,225,541	910,226	1,554	13,079	(55,219)	298,290	10,650,370
Oct-22	113	5,296,336	4,153,996	914,833	1,566	12,929	(35,131)	315,300	10,659,829
Nov-22	112	5,182,274	4,135,957	899,008	1,554	12,588	(35,002)	344,649	10,541,027
Dec-22	106	5,197,963	4,152,889	821,244	290	10,762	(12,183)	210,821	10,381,788
YTD Total 2022		\$ 64,418,111	\$ 50,015,485	\$ 10,895,463	\$ 17,275	\$ 149,000	\$ (418,612)	\$ 3,605,718	\$ 128,682,439

Adjustments to prior periods are reflected in the period they apply to, not the period in which they were made.

Alaska Universal Service Administrative Company

Intrastate End User Revenues - Variance Analysis

AUSF Distribution

December-22

2022 Month over Month - Variances	# of Cos.	Local	Wireless	IXC	Payphone	Other	Uncollectible	VOIP	Total Revenue
Jan	2%	-2%	-2%	-3%	0%	-10%	-46%	2%	-1%
Feb	0%	-1%	-3%	4%	0%	-24%	-23%	4%	-1%
Mar	-1%	5%	9%	-16%	0%	23%	32%	8%	4%
Apr	3%	-4%	-6%	12%	-14%	-16%	-5%	-3%	-4%
May	2%	1%	4%	-5%	14%	16%	-247%	20%	3%
Jun	-1%	-1%	1%	-1%	0%	0%	-162%	-13%	-2%
Jul	-3%	0%	-1%	-10%	0%	-4%	-42%	9%	-1%
Aug	2%	-1%	2%	13%	0%	5%	3%	0%	1%
Sep	-2%	-2%	-2%	0%	0%	1%	58%	-9%	-2%
Oct	1%	1%	-2%	1%	1%	-1%	-36%	6%	0%
Nov	-1%	-2%	0%	-2%	-1%	-3%	0%	9%	-1%
Dec	-5%	0%	0%	-9%	-81%	-15%	-65%	-39%	-2%

2022 Year over Year - Variances	# of Cos.	Local	Wireless	IXC	Payphone	Other	Uncollectible	VOIP	Total Revenue
Jan	0%	-6%	-3%	0%	-55%	24%	-61%	-18%	-4%
Feb	4%	-8%	-2%	2%	-53%	-5%	-56%	-16%	-5%
Mar	0%	-5%	0%	-24%	-1%	19%	-281%	3%	-6%
Apr	2%	-8%	-2%	-9%	-26%	-9%	0%	6%	-5%
May	5%	-8%	-1%	-9%	-8%	3%	-597%	15%	-4%
Jun	3%	-7%	-1%	-11%	-8%	9%	-408%	-15%	-6%
Jul	0%	-7%	-3%	-11%	6%	5%	150%	7%	-5%
Aug	1%	-7%	4%	-6%	-1%	19%	136%	15%	-2%
Sep	1%	-7%	2%	-11%	-1%	2%	-36%	17%	-3%
Oct	0%	-7%	0%	-11%	-1%	-1%	-185%	17%	-5%
Nov	1%	-7%	0%	-11%	-1%	-11%	58%	41%	-4%
Dec	-4%	-6%	0%	-19%	-82%	-31%	-90%	-19%	-4%
YTD Total*		-7%	-1%	-10%	-25%	1%	-21%	3%	-4%

* YTD Jan - Dec

Alaska Universal Service Administrative Company
 Schedule I.A. Disbursement of Universal Service Funds
 Period Ending December 31, 2022

Quarterly Report	Total YTD 2022	1st Qtr 2022 10%	2nd Qtr 2022 10%	3rd Qtr 2022 10%	4th Qtr 2022 10%
1 AUSAC ADMINISTRATION Distribution	86,090.86	13,496.33	37,429.13	16,068.07	19,097.33
2 ENS-Nonpooled Distribution	10,372,960.83	2,843,248.47	2,521,087.86	2,533,771.67	2,474,852.83
3 ENS-Pooled Distribution	2,813,551.36	771,105.84	683,848.77	687,289.29	671,307.46
4 TOTAL AUSF DISTRIBUTION	13,272,603.05	3,627,850.64	3,242,365.76	3,237,129.03	3,165,257.62

	YTD 2022
5 Distribution Shortage	\$ 12,334,035.50
6 Cash Working Capital Adjustment Factor	\$ 2,874,974.36
7 Total Estimated AUSF Support (Line 4+5+6)	\$ 28,481,612.91
8 Gross End User Revenues	\$128,682,439.41
9 Calculated AUSF Surcharge Factor (Line 7/8)	22.13%
10 2022 AUSF Surcharge Rate	10.00%
11 Variance	-12.13%

V.A.

Alaska Universal Service Administrative Company
 Schedule I.B. Reported Intrastate End User Revenues
 Period Ending December 31, 2022

2022 Reported Revenues	Total Reported Revenues	Local Revenue	Wireless Revenue	Interexchange Revenue	Payphone Revenue	Other Revenue	Uncollectible Revenues	VoIP Revenues
Total Revenues 1/1/2022-12/31/2022	\$128,682,439.41	\$64,418,110.83	\$50,015,484.54	\$10,895,462.82	\$17,275.00	\$148,999.78	(\$418,611.69)	\$3,605,718.13

Alaska Universal Service Administrative Company
Schedule I.C. Distribution Shortage
Period Ending December 31, 2022

Support Shortage Detail								
Distribution Priority	Support Period		AUSAC Admin Fee	ENS Nonpooling Support	ENS Pooling Support	Adjustments	Totals	
Month 7 (Dropped from Shortage List)	May-22	Support Shortage		(691,236.78)	(187,498.99)	-	(878,735.77)	
		Shortage Paid		-	-	-	-	
		% Payment						
		Remaining Support Not Recoverable		(691,236.78)	(187,498.99)	-	(878,735.77)	
Month 6 (Oldest)	June-22	Support Shortage		(1,502,568.17)	(407,573.82)	-	(1,910,141.99)	
		Shortage Paid		816,092.63	221,366.32	-	1,037,458.95	
		% Payment		54.31%	54.31%	54.31%	54.31%	
		Remaining Support Shortage		(686,475.54)	(186,207.50)	-	(872,683.04)	
Month 5	July-22	Support Shortage		(1,502,568.17)	(407,657.24)	-	(1,910,225.41)	
		Shortage Paid		-	-	-	-	
		% Payment		0.00%	0.00%	0.00%	0.00%	
		Remaining Support Shortage		(1,502,568.17)	(407,657.24)	-	(1,910,225.41)	
Month 4	August-22	Support Shortage		(1,502,568.17)	(407,657.24)	-	(1,910,225.41)	
		Shortage Paid		-	-	-	-	
		% Payment		0.00%	0.00%	0.00%	0.00%	
		Remaining Support Shortage		(1,502,568.17)	(407,657.24)	-	(1,910,225.41)	
Month 3	September-22	Support Shortage		(1,502,568.17)	(407,657.24)	-	(1,910,225.41)	
		Shortage Paid		-	-	-	-	
		% Payment		0.00%	0.00%	0.00%	0.00%	
		Remaining Support Shortage		(1,502,568.17)	(407,657.24)	-	(1,910,225.41)	
Month 2	October-22	Support Shortage		(1,502,568.17)	(407,657.24)	-	(1,910,225.41)	
		Shortage Paid		-	-	-	-	
		% Payment		0.00%	0.00%	0.00%	0.00%	
		Remaining Support Shortage		(1,502,568.17)	(407,657.24)	-	(1,910,225.41)	
Month 1 (Newest)	November-22	Support Shortage		(1,502,568.17)	(407,657.24)	-	(1,910,225.41)	
		Shortage Paid		-	-	-	-	
		% Payment		0.00%	0.00%	0.00%	0.00%	
		Remaining Support Shortage		(1,502,568.17)	(407,657.24)	-	(1,910,225.41)	
Current Period	December-22	Current Support Due	(3,956.80)	(1,502,568.17)	(407,657.24)	-	(1,914,182.21)	
		Current Distribution Paid	3,956.80	-	-	-	3,956.80	
		% Payment	100.00%	0.00%	0.00%	0.00%	0.00%	
		Support Shortage	-	(1,502,568.17)	(407,657.24)	-	(1,910,225.41)	
Total Distribution			3,956.80	816,092.63	221,366.32	-	1,041,415.75	
Total Support Shortage			-	(9,701,884.56)	(2,632,150.94)	-	(12,334,035.50)	

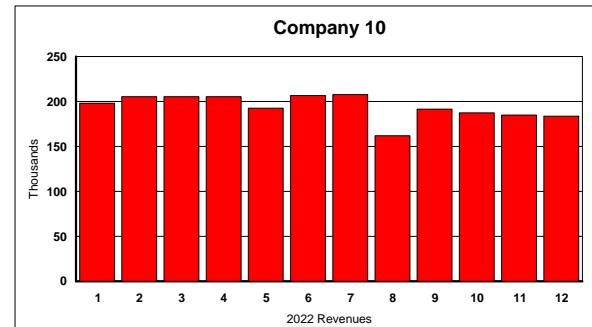
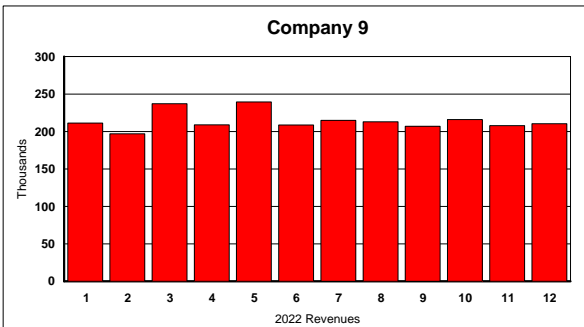
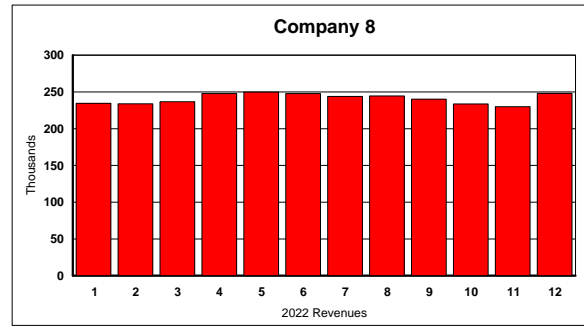
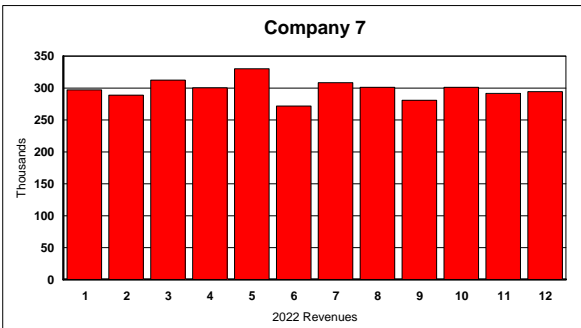
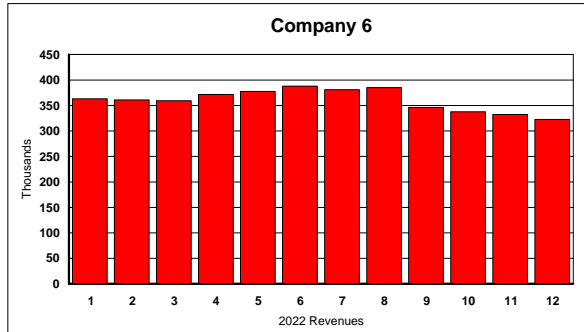
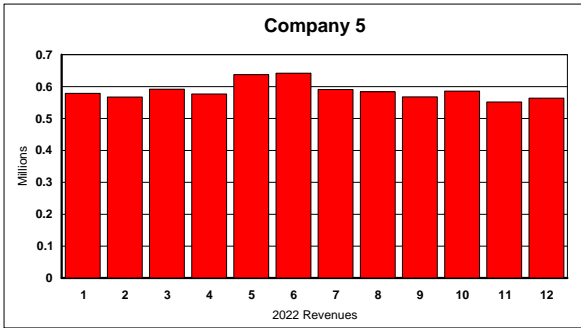
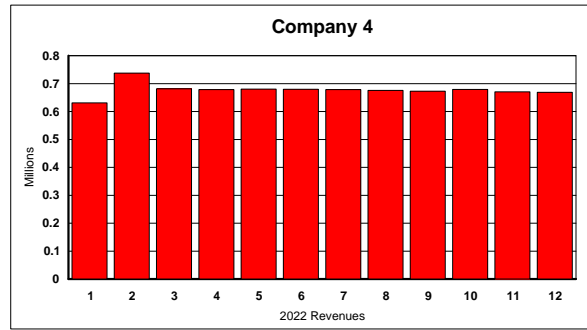
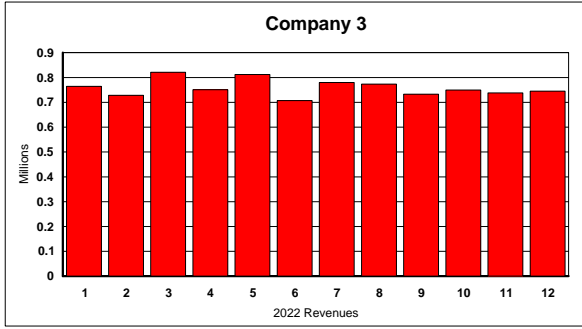
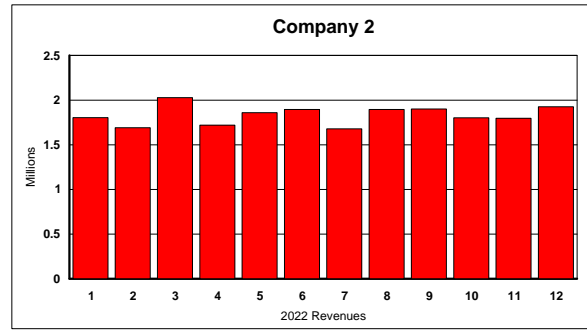
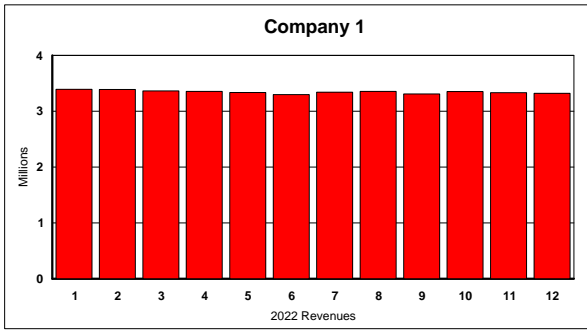
Alaska Universal Service Administrative Company
 Schedule I.D. Notes to Disbursement of Universal Service Funds (Schedule 1.A.)
 Period Ending December 31, 2022

General Notes

Schedule 1.A. Disbursement of Universal Service Funds shows the disbursements by quarter and by surcharge rate. The effective surcharge rate is 10% for 2022.

Row numbers have been added to the left of Schedule 1.A. for presentation purposes and are explained in the section below.

Row Number	Column	Explanation
4	Total YTD 2022	Actual funds distributed as of the period ending December 31, 2022. First and second quarter disbursements reflect payments of support for the 2021 support period shortages and the first and second quarter 2022 AUSAC administration distribution. The 2022 ENS support disbursement began in third quarter 2022.
5	YTD 2022	Distribution shortage of the fund as of the period ending December 31, 2022. See Schedule 1.C.
6	YTD 2022	Working Capital Allowance is from RCA Staff Recommendation, TA2-998, November 18,1999, Page 5,1.5 times AUSAC monthly expenses. This calculation is 1.5 times the estimated AUSAC monthly distribution, for the 12 months of the 2022 year. $1.5 * (\text{approved annual ENS support and actual YTD AUSAC administration} / 12)$
7	YTD 2022	Lines 5+6 from the YTD 2022 column + line 4 from the Total YTD 2022 column.
8	YTD 2022	Gross End User Revenues for the January through December 2022 periods
9	YTD 2022	Calculated AUSF Surcharge Factor based on actual end user revenues, actual disbursements in the January through December 2022 periods, and the AUSF cash balance. This calculation looks back and assumes the calculated surcharge factor and AUSF cash balance would be applied to the January through December 2022 periods resulting in enough funds to cover the first through fourth quarter 2022 disbursements, the 2021 shortage and working capital.
10	YTD 2022	Surcharge rate effective 1/1/2020 (10%), TA28-998. No change to the surcharge rate in 2022.
11	YTD 2022	The approved 2022 surcharge rate for the January through December 2022 periods was 12.13% below the calculated surcharge required to meet the 2022 disbursement needs, 2021 support shortage and the working capital allowance.



ALASKA UNIVERSAL SERVICE ADMINISTRATIVE COMPANY

**AGENT'S REPORT
BOARD OF DIRECTORS MEETING**

January 25, 2023

Since our last regular meeting, AUSAC Staff has worked with companies on remittance payment options, held a special membership meeting and completed the Board nominations for seats expiring February 2023 and attended a RCA public meeting regarding the sunset of the AUSF. Additionally, staff has provided support to the companies that report to the AUSF.

A copy of the December 2022 financial report is included this month, labelled VI.A. This month the Board has one item to consider, the approval of the invoice for administrative services from AECA for the month of December.

BOARD ACTION REQUEST #1:

Recommend the Board approve the payment for invoice number 331 from AECA, for December 2022 administrative services for a total of \$2,865.18.

All bills received by AUSAC have been paid. This concludes the Agent's report.

1/25/2023

Variance: Actual Higher
 (Lower) than Budget

AUSAC FINANCIAL STATEMENT
 CASH BASIS

ACCOUNT	December-22						1/30/2022
	Current Month			YTD			Proj. Exp. & Cash Draw
	ACTUAL	BUDGET	VARIANCE	ACTUAL	BUDGET	VARIANCE	
EXPENDITURES							
GEN/ADM:							
Administration Support	\$ 4,117	\$ 4,913	\$ (796)	\$ 49,755	\$ 59,000	\$ (9,245)	\$ 2,865
Administration Support: 2021 Pd in 2022	-	-	-	2,631	-	2,631	-
Miscellaneous	5	63	(58)	85	734	(649)	5
Misc. Exp. 2021 Pd in 2022	-	-	-	-	-	-	-
Postage & Courier	-	10	(10)	19	116	(97)	-
Insurance	-	-	-	10,958	11,674	(716)	-
Legal	63	2,000	(1,938)	1,296	11,522	(10,226)	789
Legal Exp. 2021 Pd in 2022	-	-	-	-	-	-	-
Database Project	-	-	-	-	3,000	(3,000)	-
Audit	-	-	-	10,500	11,300	(800)	-
Audit Exp. 2021 Pd in 2022	-	-	-	-	-	-	-
Agreed Upon Procedures/Compliance Review	5,475	-	5,475	5,475	11,178	(5,703)	-
Comp. Rev. Exp. 2021 Paid in 2022	-	-	-	-	-	-	-
Bank Fees	207	279	(72)	3,015	3,370	(355)	251
Notices/Adv	143	186	(43)	1,211	2,243	(1,032)	46
Notices/Adv. Exp. 2021 Pd in 2022	-	-	-	45	-	45	-
SUBTOTAL	\$ 10,010	\$ 7,451	\$ 2,559	\$ 84,990	\$ 114,137	\$ (29,147)	\$ 3,957
OTHER							
Directors Expense	-	334	334	-	1,000	(1,000)	-
SUBTOTAL	-	334	334	-	1,000	(1,000)	-
TOTAL EXPENDITURES	\$ 10,010	\$ 7,785	\$ 2,893	\$ 84,990	\$ 115,137	\$ (30,147)	\$ 3,957
Total Expenditures for 2021 Paid in 2022	-	-	-	2,676	-	-	-
INCOME:							
Tariff Remittance Funds	4,055	-	4,055	74,810	-	74,810	3,957
Interest	-	-	-	-	-	-	-
Interest from CD Investments	-	-	-	-	-	-	-
Other (late fees)	-	-	-	-	-	-	\$ -
Reimbursements	-	-	-	-	-	-	-
Miscellaneous	-	-	-	-	-	-	-
Deposit In Transit (Sweep)	-	-	-	-	-	-	-
TOTAL INCOME	\$ 4,055	\$ -	\$ 4,055	\$ 74,810	\$ -	\$ 74,810	\$ 3,957
NET VARIANCE	\$ (5,955)	\$ (7,785)	\$ 1,830	\$ (10,180)	\$ (115,137)	\$ 104,957	\$ -
CASH							
Beginning Cash	\$0			\$0			\$0
Cash On Hand				\$0			

VI.A.

AUSAC Financial Statement

Notes to Financial Statement

January 25, 2023

1. Cash Balance at December 31, 2022 is \$0 in the general operating account. This account sweeps to the Sweep account at FNBA as the checks clear.
2. \$10,010 was posted to the statement for services and bank fees.
3. Administrative support expense of \$4,117 applicable to November 2022 was posted to this report.
4. Miscellaneous expense of \$5 was paid for website hosting.
5. Legal expense was \$63 in December.
6. Compliance Review expense was \$5,475 in December for the partial billing of the compliance review.
7. Bank fee expense was \$207 in December.
8. Notices fee expense was \$143 in December.
9. The cash sweep in December was \$4,055. The estimated sweep for expenditures in January 2023 is \$3,957.

Alaska Universal Service Administrative Company
 AUSF Cash Balances in Banks
 January 25, 2023

Bank	Type	Next Mature Date	Avg Rate	1/23/2023
Edward Jones CD		Closed		\$0.00
	Interest Earned		0.00%	\$0.00
	Fees			\$0.00
	<u>Total</u>			\$0.00
Funds transferred to FNBA				\$0.00
Remaining Balance				\$0.00
First National Bank Alaska	R&D Acct/RP	Daily	Varies	\$1,081,803.03
FNBA	<u>Total</u>			\$1,081,803.03
Total AUSF Cash Balances in Banks				\$1,081,803.03
Out of Period Adjustments				(\$39,387.28)
Total Available Balance				\$1,042,415.75

Alaska Exchange Carriers Association

810 N Street, Suite 204
Anchorage, AK 99501

Invoice

Date	Invoice #
12/31/2022	331

Bill To
AUSAC 810 N Street 204 Anchorage, AK 99501

Quantity	Item Code	Description	Price Each	Amount
0.5	Post Remit.	(610-40) Post remittance forms and prepare monthly reports.	41.30	20.65
0.5	Compliance Audit	(625-60) Compliance Audit per U-98-168.	41.30	20.65
1	Post Remit.	(610-40) Post remittance forms and prepare monthly reports.	41.30	41.30
0.5	Compliance Audit	(625-60) Compliance Audit per U-98-168.	41.30	20.65
1	Post Remit.	(610-40) Post remittance forms and prepare monthly reports.	41.30	41.30
0.5	Late Fee Invoice	(610-52) Preparation and Issuance of Late Fee Invoice	41.30	20.65
1	Nomination work	(625-12) Work associated with the AUSAC Board nominations.	41.30	41.30
1	Bank Dep.	(610-56) Prepare and made deposits at the bank.	41.30	41.30
0.5	Collections	(610-50) Collection and compliance issues. Company notices.	41.30	20.65
1.5	Agenda_Notice	(625-70) Prepare agenda, Notice meetings, Call attendees	41.30	61.95
0.5	Mail	(610-26) Open mail, download and print files.	41.30	20.65
0.5	Collections	(610-50) Collection and compliance issues. Company notices.	41.30	20.65
1	Nomination work	(625-12) Work associated with the AUSAC Board nominations.	41.30	41.30
1.5	Collections	(610-50) Collection and compliance issues. Company notices.	41.30	61.95
0.5	Compliance Audit	(625-60) Compliance Audit per U-98-168.	41.30	20.65
0.5	Agenda_Notice	(625-70) Prepare agenda, Notice meetings, Call attendees	41.30	20.65
1	Post Remit.	(610-40) Post remittance forms and prepare monthly reports.	41.30	41.30
1	Dist. of Funds	(610-25) Distribution of Funds	41.30	41.30
1	Collections	(610-50) Collection and compliance issues. Company notices.	41.30	41.30
1	Rev Val	(625-65) Rev Val Prep and Issuance	41.30	41.30
0.5	Bank Dep.	(610-56) Prepare and made deposits at the bank.	41.30	20.65
0.5	Bank Dep.	(610-56) Prepare and made deposits at the bank.	41.30	20.65
0.5	Dist. of Funds	(610-25) Distribution of Funds	41.30	20.65
0.5	Late Fee Analysis	(610-51) Preparation and Review of monthly Late Fee Analysis	41.30	20.65
0.5	Membr Mtgs	(605-05) Prepare for & attend membership group & annual meetings	41.30	20.65
0.5	Agenda_Notice	(625-70) Prepare agenda, Notice meetings, Call attendees	41.30	20.65
0.5	Agenda_Notice	(625-70) Prepare agenda, Notice meetings, Call attendees	41.30	20.65
0.5	Bill & Coll.	(610-10) Reconcile Bank report to remittances, to data entry, audit reports and analyze reports .	41.30	20.65
0.5	Bill & Coll.	(610-10) Reconcile Bank report to remittances, to data entry, audit reports and analyze reports .	41.30	20.65
3	Post Remit.	(610-40) Post remittance forms and prepare monthly reports.	41.30	123.90
0.5	Post Remit.	(610-40) Post remittance forms and prepare monthly reports.	41.30	20.65
			Total	

Alaska Exchange Carriers Association

Invoice

810 N Street, Suite 204
Anchorage, AK 99501

Date	Invoice #
12/31/2022	331

Bill To
AUSAC 810 N Street 204 Anchorage, AK 99501

Quantity	Item Code	Description	Price Each	Amount
1.5	Bill & Coll.	(610-10) Reconcile Bank report to remittances, to data entry, audit reports and analyze reports .	41.30	61.95
0.5	Mail	(610-26) Open mail, download and print files.	41.30	20.65
1	Late Fee Invoice	(610-52) Preparation and Issuance of Late Fee Invoice	41.30	41.30
0.5	Agenda_Notice	(625-70) Prepare agenda, Notice meetings, Call attendees	41.30	20.65
0.5	Mail	(610-26) Open mail, download and print files.	41.30	20.65
0.5	R&D Report Prep	(610-70) Prepare Remittance & Distribution Report	87.97	43.99
0.25	Late Fee Invoice	(610-52) Preparation and Issuance of Late Fee Invoice analysis and issuance	87.97	21.99
2.5	R&D Report Prep	(610-70) Prepare Remittance & Distribution Report	87.97	219.93
0.5	Gen. Admin.	(625-05) Administrative work on AUSAC contract R21-001 RCA meeting, financials	87.97	43.99
0.25	Maintain Web	(625-25) Set up and maintain AUSAC web site.	87.97	21.99
0.25	Gen. Admin.	(625-05) Administrative work on AUSAC contract R21-001 RCA meeting, financials	87.97	21.99
0.5	Compliance Audit	(625-60) Compliance Audit per U-98-168. notice	87.97	43.99
0.25	Nomination work	(625-12) Work associated with the AUSAC Board nominations.	87.97	21.99
0.75	Gen. Admin.	(625-05) Administrative work on AUSAC contract electronic payment dicussion	87.97	65.98
0.25	Dist. of Funds	(610-25) Distribution of Funds	87.97	21.99
0.25	Gen. Admin.	(625-05) Administrative work on AUSAC contract financials, payment options	87.97	21.99
0.25	Proc/Rmit B&C	(610-40) Processing Remittances & Distributions deposits	87.97	21.99
0.25	Board Meeting	(605-05) Prepare for and attend Board of Directors meetings.	87.97	21.99
0.75	Compliance Audit	(625-60) Compliance Audit per U-98-168.	87.97	65.98
0.5	R&D Report Prep	(610-70) Prepare Remittance & Distribution Report	87.97	43.99
2	Post Remit.	(610-40) Post remittance forms and prepare monthly reports. data entry crosscheck, remit review	87.97	175.94
2.5	R&D Report Prep	(610-70) Prepare Remittance & Distribution Report	87.97	219.93
0.25	Nomination work	(625-12) Work associated with the AUSAC Board nominations.	87.97	21.99
1	Board Meeting	(605-05) Prepare for and attend Board of Directors meetings.	87.97	87.97
0.25	Compliance Audit	(625-60) Compliance Audit per U-98-168.	87.97	21.99
0.5	Dist. of Funds	(610-25) Distribution of Funds	87.97	43.99
1	MTG Minutes	(605-10) Draft, Review, Revise & Finalize Minutes	87.97	87.97
2	R&D Report Prep	(610-70) Prepare Remittance & Distribution Report	87.97	175.94
0.25	Gen. Admin.	(625-05) Administrative work on AUSAC contract remit payment options	87.97	21.99
Total				

Alaska Exchange Carriers Association

810 N Street, Suite 204
Anchorage, AK 99501

Invoice

Date	Invoice #
12/31/2022	331

Bill To
AUSAC 810 N Street 204 Anchorage, AK 99501

Quantity	Item Code	Description	Price Each	Amount
0.25	Board Meeting	(605-05) Prepare for and attend Board of Directors meetings.	87.97	21.99
0.5	Gen. Admin.	(625-05) Administrative work on AUSAC contract financials, payment options	87.97	43.99
	Reimb Group	AUSAC Domain Registration Network Solutions	42.99	42.99
		rackspace AUSAC 12/26	5.87	5.87
		Total Reimbursable Expenses		48.86
		move postage cost to billable AUSAC	11.81	11.81
			Total	\$2,865.18