

Alaska Universal Service Administrative Company

BOARD OF DIRECTORS

Meeting Agenda

Monthly Meeting – Wednesday April 26, 2023

3:00 p.m Anchorage Alaska

810 N Street, 2nd Floor Conference Room
Teleconference: Contact AUSAC for Meeting Link

- I. Roll Call: Welcome Director Sarah Sandbak – Wireless
- II. Approval of Agenda
- III. Public Comment (Limited to 5 Minutes)
- IV. Approval of Prior Minutes
 - A. March 27, 2023 – Monthly Meeting (Tabled)
 - B. March 31, 2023 – Special Meeting – Sunset Review for Presentation (Tabled)
 - C. April 4, 2023 – Special Meeting – Sunset Review for Presentation and Public Comment
 - D. April 5, 2023 – Special Meeting – Sunset Review for Presentation
 - E. April 7, 2023 – Special Meeting – Sunset Review for Presentation
- V. AUSF Remittance and Distribution
 - A. Quarterly Report Filing – Period Ending March 31, 2023
 - B. Quarterly Review Analysis – Period Ending March 31, 2023
- VI. Agent Report
 - A. Financial Statements – March 2023
 - B. AECA Invoices – March 2023
 - C. Attorney Invoices:
 - 1. January - February 2023 Services – Paid \$3,063.00 #3229 March 24, 2023
 - 2. March 2023 Services – Due \$2,313.00
- VII. Unfinished Business
 - A. R-21-001 AUSF Sunset Review
 - B. Board Nomination – Wireless Group – Sarah Sandbak – Appointment April 26, 2023
- VIII. New Business
- IX. Schedule 2023 Annual Membership Meeting
- X. Next Meeting/Adjournment

ALASKA UNIVERSAL SERVICE
ADMINISTRATIVE COMPANY

DRAFT

Board of Directors

Special Meeting

April 4, 2023

I. Roll Call

Board President Lisa Phillips called the meeting to order at approximately 3:02 p.m. She asked Keegan Bernier to call roll:

Lisa Phillips, Board President – IXC (virtual)
Steve Kramer, Board Vice President– ILEC (virtual)
Juliana Wayman, Secretary/Treasurer – CLEC (virtual)
David Collier- IXC w/Wholesale Tariff (virtual)
Laura Kompkoff – Other Telecom Provider (virtual)

Members present through proxy:

The members attending represented a quorum.

Members absent:

Lisa Koker – ILEC

Others present:

Keegan Bernier, AUSAC Agent
Sarah Sandbak, wireless Board member nominee (virtual)

II. Approval of Agenda

Motion by Laura Kompkoff, seconded by Steve Kramer, that the Board approves the agenda.

Motion passed, unopposed.

III. Public Comments

There were no public comments.

IV. Unfinished Business - AUSF Sunset Review Under R-21-001
A. Executive Session – Review of RCA Public Meeting
AUSAC Public Comments and Presentation

Motion, by Laura Kompkoff, seconded by Steve Kramer, that the Board, to include Sarah Sandbak, go into executive session based on the fact that the Board will discuss items IV.A Review of RCA Public Meeting AUSAC Public Comments and the Presentation for April 12, 2023.

Motion passed, unopposed.

The Board went into executive session at 3:06 p.m.

Motion, by Steve Kramer, seconded by Dave Collier, that the Board exit executive session.

Motion passed, unopposed.

The Board exited executive session at 4:02 p.m.

Motion, by Steve Kramer, seconded by Dave Collier, that the AUSAC Board approve Tony Guerriero to attend the RCA public meetings on April 5th and 12th 2023 and the AUSAC Board meeting on April 4, 2023.

Motion passed, unopposed.

V. Adjournment

Board President Lisa Phillips adjourned the meeting at approximately 4:05 p.m.

ALASKA UNIVERSAL SERVICE
ADMINISTRATIVE COMPANY

DRAFT

Board of Directors

Special Meeting

April 5, 2023

I. Roll Call

Board President Lisa Phillips called the meeting to order at approximately 3:00 p.m. She asked Keegan Bernier to call roll:

Lisa Phillips, Board President – IXC (virtual)
Steve Kramer, Board Vice President– ILEC (virtual)
Juliana Wayman, Secretary/Treasurer – CLEC (virtual)
David Collier- IXC w/Wholesale Tariff (virtual)
Laura Kompkoff – Other Telecom Provider (virtual)

Members present through proxy:

Lisa Koker – ILEC (proxy to Laura Kompkoff)

The members attending represented a quorum.

Members absent:

Others present:

Keegan Bernier, AUSAC Agent

Tony Guerriero (virtual)

II. Approval of Agenda

Motion by David Collier, seconded by Laura Kompkoff, that the Board approves the agenda.

Motion passed, unopposed.

III. Public Comments

There were no public comments.

IV. Unfinished Business - AUSF Sunset Review Under R-21-001

A. Executive Session – AUSAC Presentation for April 12, 2023 RCA Public Meeting

Motion, by David Collier, seconded by Steve Kramer, that the Board, go into executive session based on the fact that the Board will discuss items IV.A Review the Presentation for RCA Public Meeting April 12, 2023. The exception to the Open Meetings Act allows discussion in executive session for matters that the immediate knowledge of which would tend to prejudice the reputation and character of any person, as amended to include Tony Guerriero.

Motion passed, unopposed.

The Board went into executive session at 3:07 p.m.

Juliana Wayman left the meeting at 3:56 p.m.

Motion, by Steve Kramer, seconded by Dave Collier, that the Board exit executive session.

Motion passed, unopposed.

The Board exited executive session at 4:31 p.m.

The Board will meet again on April 7, 2023 at 9:00 a.m. to continue the unfinished business under agenda item IV.A.

V. Adjournment

Steve Kramer adjourned the meeting at approximately 4:32 p.m.

ALASKA UNIVERSAL SERVICE
ADMINISTRATIVE COMPANY



Board of Directors
Special Meeting
April 7, 2023

I. Roll Call

Board President Lisa Phillips called the meeting to order at approximately 9:00 a.m. She asked Keegan Bernier to call roll:

- Lisa Phillips, Board President – IXC (virtual)
- Steve Kramer, Board Vice President– ILEC (virtual)
- Juliana Wayman, Secretary/Treasurer – CLEC (virtual)
- David Collier- IXC w/Wholesale Tariff (teleconference)
- Laura Kompkoff – Other Telecom Provider (teleconference)

Members present through proxy:

- Lisa Koker – ILEC (proxy to Juliana Wayman)

The members attending represented a quorum.

Members absent:

Others present:

- Keegan Bernier, AUSAC Agent (virtual)
- Tony Guerriero (virtual)
- Sarah Sandbak, wireless Board nominee (virtual)

II. Approval of Agenda

Motion by Laura Kompkoff, seconded by Juliana Wayman, that the Board approves the agenda.

Motion passed, unopposed.

III. Public Comments

There were no public comments.

IV.E.

IV. Unfinished Business - AUSF Sunset Review Under R-21-001

A. Executive Session – AUSAC Presentation for April 12, 2023 RCA Public Meeting

Motion, by Steve Kramer, seconded by Laura Kompkoff, that the Board, Tony Guerriero and Sarah Sandbak go into executive session based on the fact that the Board will discuss items IV.A Review the Presentation for RCA Public Meeting April 12, 2023. The exception to the Open Meetings Act allows discussion in executive session for matters that the immediate knowledge of which would tend to prejudice the reputation and character of any person.

Motion passed, unopposed.

The Board went into executive session at 9:09 a.m.

Motion, by Laura Kompkoff, seconded by Dave Collier, that the Board exit executive session.

Motion passed, unopposed.

The Board exited executive session at 9:58 a.m.

Motion, by Juliana Wayman, seconded by Laura Kompkoff, that the Board accept the RCA presentation as discussed during executive session.

Motion passed, unopposed.

Ms. Bernier notified the Board that the slides will be printed to pdf and issued to the Board, Mr. Guerriero and the RCA.

V. Adjournment

Board President Lisa Phillips adjourned the meeting at approximately 10:01 a.m.

AUSAC

Board of Directors

Lisa Phillips
President
IXC
lphillip@acsalaska.com

Steve Kramer
Vice President
ILEC
Steve.k@aptalaska.com

Juhana Wayman
Secretary/Treasurer
CLEC
jwayman@uu-alaska.com

David Collier
Facility-based IXC with
Wholesale Tariff
David.collier@att.com

Lisa Koker
ILEC
lisa@ctcak.net

Laura Kompkoff
Other Telecom Providers
lkompkoff@cvtc.org

Vacant
Appointment Pending
Wireless Telecom Provider

Alaska Universal Service Administrative Company

810 N Street,
Suite 204
Anchorage, Alaska 99501

To: Board of Directors
From: Keegan Bernier, Agent
Subject: Remittance and Distribution Report
Date: April 26, 2023

The AUSF Remittance and Distribution Report for March 2023 reflects the following:

\$1,000.00	previous AUSF balance
\$0.00	interest on investments
\$955.29	late fees
<u>\$1,104,703.99</u>	remittances received in current period
<u>\$1,106,659.28</u>	total balance
(\$8,478.08)	current March period support disbursements
\$0.00	current year (2023) prior period shortage disbursements
<u>(\$1,097,181.20)</u>	prior year (2022) prior period shortage disbursements
(\$1,105,659.28)	total support disbursements
\$1,000.00	ending AUSF balance
<u>(\$1,000.00)</u>	LESS: accrual for operating expenses
<u>\$0.00</u>	Available Balance

The distribution of funds is scheduled for April 28, 2023.

The March distribution report reflects the approved 2023 support amounts.

AUSAC has distributed **0.11%** of the total AUSF support estimate for the rate year 2023, page 4.

Distribution Percentage of each Support Element:

AUSAC 2023 Rate Year (Jan-Dec), page 4

21.54% of AUSAC's operating budget

0% of the support requirement for Nonpooled ENS

0% of the support requirement for Pooled ENS

The March period distribution experienced a shortage of 100% after admin fees, see page 6. This month, 57.44% of the September 2022 period support will be disbursed, see page 14. The remaining August 2022 period support exceeded the 6-month accrual.

This concludes the report for the March 2023 period.

*Remittance and Distribution
Report*

Alaska Universal Service Administrative Company

Intrastate End User Revenues

Monthly AUSF Remittance

March-23

	Number of Companies	Local Exchange Revenues	Mobile Revenues	Interexchange Revenues	Pay Telephone Revenues	Other Revenues	Uncollectible Revenues	VoIP Revenues	Total Reported Revenues	Amount Remitted
Total	115	5,497,038.60	4,253,600.99	877,147.09	1,530.00	15,194.07	(24,380.64)	427,411.91	11,047,542.02	1,104,703.99

Adjustments are reflected in the month they are made, not in the month they apply to.

Alaska Universal Service Administrative Company

AUSF Distribution

March-23

Total Distribution	Current Distribution	Current Year Support Shortage Dist.	Prior Year Support Shortage Dist.	Total Distribution
AECA: Pooling Co. CCL	0.00	0.00	234,147.16	234,147.16
ACSA - Ft. Wainwright	0.00	0.00	9,545.45	9,545.45
ACS - Fairbanks	0.00	0.00	65,784.33	65,784.33
ACSA - Juneau	0.00	0.00	3,723.94	3,723.94
ACSN - Glacier State	0.00	0.00	136,216.59	136,216.59
ACSN - Sitka	0.00	0.00	9,612.56	9,612.56
ASTAC	0.00	0.00	34,029.14	34,029.14
CORDOVA	0.00	0.00	24,944.10	24,944.10
CVTC	0.00	0.00	111,650.91	111,650.91
GCI	0.00	0.00	97,090.37	97,090.37
INTERIOR	0.00	0.00	54,200.86	54,200.86
KPU	0.00	0.00	45,746.58	45,746.58
MTA	0.00	0.00	253,826.90	253,826.90
MUKLUK	0.00	0.00	16,662.31	16,662.31
Subtotal	0.00	0.00	1,097,181.20	1,097,181.20
AUSAC	8,478.08	0.00	0.00	8,478.08
Total Distribution	\$8,478.08	\$0.00	\$1,097,181.20	\$1,105,659.28

Alaska Universal Service Administrative Company

AUSF Distribution

March-23

Distribution This Month	March-23
--------------------------------	----------

Total Remittance	\$1,104,703.99
Previous Month AUSF Balance	\$1,000.00
Interest on Investments	\$0.00
Late Fees Received/Misc	\$955.29
Total Funds Collected	\$1,106,659.28
LESS: Accrual for Operating Expenses*	(\$1,000.00)
Total Available to Distribute	\$1,105,659.28

Less:	Current Period	Current Year Support Shortage Dist.	Prior Year Support Shortage Dist.
AUSAC Administrative Sweep	\$8,478.08	\$0.00	\$0.00
ENS Nonpooling Co. Support	\$0.00	\$0.00	\$863,034.04
ENS Pooling Co. Support	\$0.00	\$0.00	\$234,147.16
Distribution This Month	\$8,478.08	\$0.00	\$1,097,181.20

Total AUSF Balance	\$1,000.00
AUSF End of Period Available Balance**	\$0.00

*Accrual for Operating Expenses is an accrual to maintain \$1000 in bank.

**The accrual for operating expenses is removed from the total balance to calculate the available balance.

Alaska Universal Service Administrative Company

AUSF Distribution

March-23

2023 Year-To-Date Summary for rate in effect Jan 2023

	Total
AUSF FUNDS	
Prior Year Balance	\$1,000.00
YTD Remittance	\$3,137,512.81
YTD Interest on Investments and misc items	\$1,113.24
YTD Prior Year Distribution	\$3,112,804.23
YTD Current Year Distribution	\$25,821.82
AUSF Balance	\$1,000.00
	(\$0.00)
AUSAC ADMINISTRATION	
Proposed Budget	\$119,888.00
YTD Distribution	\$25,821.82
% Distributed	21.54%
Essential Network Support - Nonpooling Companies	
Annual Support	\$18,030,818.00
YTD Distribution	\$0.00
% Distributed	0.00%
Essential Network Support - Pooling Companies	
Annual Support	\$4,899,830.00
YTD Distribution	\$0.00
% Distributed	0.00%
TOTAL	
Total Support Estimate	\$23,050,536.00
YTD Distribution	\$25,821.82
% Distributed	0.11%
GROSS ANNUAL END USER REVENUES	
Filed Annual End User Revenues	\$124,211,165
YTD End User Revenues (YTD Mar 23)	\$31,052,779
% Reported	25.00%

Alaska Universal Service Administrative Company

AUSF Distribution

March-23

	F=A+B-C	A	B	C
AUSF History	Balance	Remittance	Investment Interest and Late Fees	Distribution
1999 Total	286,071.09	3,738,651.25		3,452,580.16
2000 Total	391,714.75	4,009,706.32		3,617,991.57
2001 Total	(341,527.65)	1,234,183.32	27,963.38	1,603,674.35
2002 Total	(99,223.12)	1,768,702.77	7,454.15	1,875,380.04
2003 Total	(5,655.00)	2,170,950.12	2,504.32	2,179,109.44
2004 Total	55,383.76	3,075,113.32	1,654.81	3,021,384.37
2005 Total	32,434.40	3,361,183.54	7,512.14	3,336,261.28
2006 Total	475,993.97	4,288,029.01	24,212.01	3,836,247.05
2007 Total	956,193.52	4,719,544.95	43,790.66	3,807,142.09
2008 Total	(1,095,207.89)	3,040,932.59	23,530.75	4,159,671.23
2009 Total	(434,340.88)	3,923,388.25	8,761.29	4,366,490.42
2010 Total	472,419.01	5,037,854.71	1,494.26	4,566,929.96
2011 Total	1,448,846.05	16,584,300.28	2,079.79	15,137,534.02
2012 Total	415,458.70	30,631,836.49	4,800.55	30,221,178.34
2013 Total	274,031.14	29,505,235.91	5,480.99	29,236,685.76
2014 Total	(1,300,851.43)	27,053,757.73	4,810.31	28,359,419.47
2015 Total	(925,825.50)	26,689,956.54	3,918.53	27,619,700.57
2016 Total	(600,027.42)	26,898,008.03	1,318.29	27,499,353.74
2017 Total	(4,887.50)	27,788,850.61	3,532.67	27,797,270.78
2018 Total	6,847,260.61	36,178,403.61	119,501.14	29,450,644.14
2019 Total	(6,847,260.61)	15,858,521.14	95,582.97	22,801,364.72
2020 Total	0.00	14,424,848.97	4,362.87	14,429,211.84
2021 Total	0.00	13,522,151.30	4,090.65	13,526,241.95
2022 Total	0.00	13,149,188.57	123,414.48	13,272,603.05
Year End 2022 AUSF	\$1,000.00	\$318,653,299.33	\$521,771.01	\$319,174,070.34
2023				
January	0.00	1,058,570.59	0.00	1,058,570.59
February	0.00	974,238.23	157.95	974,396.18
March	0.00	1,104,703.99	955.29	1,105,659.28
April	0.00			
May	0.00			
June	0.00			
July	0.00			
August	0.00			
September	0.00			
October	0.00			
November	0.00			
December	0.00			
2023 AUSF Subtotal	\$0.00	\$3,137,512.81	\$1,113.24	\$3,138,626.05
Total AUSF to Date	\$1,000.00	\$321,790,812.14	\$522,884.25	\$322,312,696.39

Alaska Universal Service Administrative Company

AUSF Distribution

March-23

Support Shortage Detail							
Distribution Priority	Support Period		AUSAC Admin Fee	ENS Nonpooling Support	ENS Pooling Support	Adjustments	Totals
Month 7 (Dropped from Shortage List)	See Prior Year Shortage Section August-22	Support Shortage		-	-	-	-
		Shortage Paid		-	-	-	-
		% Payment					
		Remaining Support Not Recoverable		-	-	-	-
Month 6 (Oldest)	See Prior Year Shortage Section September-22	Support Shortage		-	-	-	-
		Shortage Paid		-	-	-	-
		% Payment		0.00%	0.00%	0.00%	0.00%
		Remaining Support Shortage		-	-	-	-
Month 5	See Prior Year Shortage Section October-22	Support Shortage		-	-	-	-
		Shortage Paid		-	-	-	-
		% Payment		0.00%	0.00%	0.00%	0.00%
		Remaining Support Shortage		-	-	-	-
Month 4	See Prior Year Shortage Section November-22	Support Shortage		-	-	-	-
		Shortage Paid		-	-	-	-
		% Payment		0.00%	0.00%	0.00%	0.00%
		Remaining Support Shortage		-	-	-	-
Month 3	See Prior Year Shortage Section December-22	Support Shortage		-	-	-	-
		Shortage Paid		-	-	-	-
		% Payment		0.00%	0.00%	0.00%	0.00%
		Remaining Support Shortage		-	-	-	-
Month 2	January-23	Support Shortage		(1,502,568.17)	(408,319.15)	-	(1,910,887.32)
		Shortage Paid		-	-	-	-
		% Payment		0.00%	0.00%	0.00%	0.00%
		Remaining Support Shortage		(1,502,568.17)	(408,319.15)	-	(1,910,887.32)
Month 1 (Newest)	February-23	Support Shortage		(1,502,568.17)	(408,319.15)	-	(1,910,887.32)
		Shortage Paid		-	-	-	-
		% Payment		0.00%	0.00%	0.00%	0.00%
		Remaining Support Shortage		(1,502,568.17)	(408,319.15)	-	(1,910,887.32)
Current Period	March-23	Current Support Due	(8,478.08)	(1,502,568.17)	(408,319.15)	-	(1,919,365.40)
		Current Distribution Paid	8,478.08	-	-	-	8,478.08
		% Payment	100.00%	0.00%	0.00%	0.00%	0.00%
		Support Shortage	-	(1,502,568.17)	(408,319.15)	-	(1,910,887.32)
Total Distribution			8,478.08	-	-	-	8,478.08
Total Support Shortage			-	(4,507,704.51)	(1,224,957.45)	-	(5,732,661.96)

Alaska Universal Service Administrative Company

AUSF Distribution

March-23

Current Distribution by Company	Distribution Breakdown									
	Monthly Support	Percent of Support	Support Distribution Made on March 30, 2023							
			See Prior Year Shortage Section September-22 Period	See Prior Year Shortage Section October-22 Period	See Prior Year Shortage Section November-22 Period	See Prior Year Shortage Section December-22 Period	Jan 2023 Period	Feb 2023 Period	Total Shortage Distribution	Current Period
			Pool ENS Dist	NP ENS Dist	See Prior Year Shortage Section September-22 Period	See Prior Year Shortage Section October-22 Period	See Prior Year Shortage Section November-22 Period	See Prior Year Shortage Section December-22 Period	Jan 2023 Period	Feb 2023 Period
ENS										
Pooled										
AECA: Pooling Co. ENS	\$408,319.15	100.00%	-	-	-	-	-	-	-	-
Pooled Subtotal	\$ 408,319.15	100.00%	-	-	-	-	-	-	-	-
NonPooled										
ACSA - Ft. Wainwright	\$ 16,618.92	1.11%	-	-	-	-	-	-	-	-
ACS - Fairbanks	114,532.50	7.62%	-	-	-	-	-	-	-	-
ACSA - Juneau	6,483.50	0.43%	-	-	-	-	-	-	-	-
ACSN - Glacier State	237,157.17	15.78%	-	-	-	-	-	-	-	-
ACSN - Sitka	16,735.75	1.11%	-	-	-	-	-	-	-	-
ASTAC	59,245.75	3.94%	-	-	-	-	-	-	-	-
CORDOVA	43,428.42	2.89%	-	-	-	-	-	-	-	-
CVTC	194,387.58	12.94%	-	-	-	-	-	-	-	-
INTERIOR	94,365.33	6.28%	-	-	-	-	-	-	-	-
KPU	79,646.17	5.30%	-	-	-	-	-	-	-	-
MTA	441,920.25	29.41%	-	-	-	-	-	-	-	-
MUKLUK	29,009.58	1.93%	-	-	-	-	-	-	-	-
GCI	169,037.25	11.25%	-	-	-	-	-	-	-	-
NonPooled Subtotal	\$ 1,502,568.17	100.00%	-	-	-	-	-	-	-	-
ENS Distribution Total	\$ 1,910,887.32		-	-	-	-	-	-	-	-

Alaska Universal Service Administrative Company

AUSF Distribution

March-23

Current Distribution by Company	ENS					Total Distribution
	Current Support Due	Current Support Distribution	Current Month Support Shortage	Current Year Support Shortage Dist	Prior Year Support Shortage Dist & Adjustments	
AECA: Pooling Co. ENS	408,319.15	0.00	(408,319.15)	0.00	234,147.16	234,147.16
ACSA - Ft. Wainwright	16,618.92	0.00	(16,618.92)	0.00	9,545.45	9,545.45
ACS - Fairbanks	114,532.50	0.00	(114,532.50)	0.00	65,784.33	65,784.33
ACSA - Juneau	6,483.50	0.00	(6,483.50)	0.00	3,723.94	3,723.94
ACSN - Glacier State	237,157.17	0.00	(237,157.17)	0.00	136,216.59	136,216.59
ACSN - Sitka	16,735.75	0.00	(16,735.75)	0.00	9,612.56	9,612.56
ASTAC	59,245.75	0.00	(59,245.75)	0.00	34,029.14	34,029.14
CORDOVA	43,428.42	0.00	(43,428.42)	0.00	24,944.10	24,944.10
CVTC	194,387.58	0.00	(194,387.58)	0.00	111,650.91	111,650.91
INTERIOR	94,365.33	0.00	(94,365.33)	0.00	54,200.86	54,200.86
KPU	79,646.17	0.00	(79,646.17)	0.00	45,746.58	45,746.58
MTA	441,920.25	0.00	(441,920.25)	0.00	253,826.90	253,826.90
MUKLUK	29,009.58	0.00	(29,009.58)	0.00	16,662.31	16,662.31
GCI	169,037.25	0.00	(169,037.25)	0.00	97,090.37	97,090.37
Total Current Distribution	\$1,910,887.32	\$0.00	(\$1,910,887.32)	\$0.00	\$1,097,181.20	\$1,097,181.20

Alaska Universal Service Administrative Company

AUSF Distribution

March-23

Nonpooling Companies - ENS	ENS Support		Percent of Support	Jan-23			Feb-23			Mar-23			FIRST QTR			YTD ENS Support	YTD ENS Shortage Drop Off (Not Paid)
	Company	Annual 2023*		1/12 Annual	Original Distribution	Distribution Total	Remaining Shortage	Original Distribution	Distribution Total	Remaining Shortage	Original Distribution	Distribution Total	Remaining Shortage	Distribution Total	Remaining Shortage		
NonPooling Company ENS Distribution				0.00	0.00		0.00	0.00		0.00	0.00		0.00				
ACS-FTW	199,427	16,618.92	1.11%	0.00	0.00	(16,618.92)	0.00	0.00	(16,618.92)	0.00	0.00	(16,618.92)	0.00	(49,856.76)	0.00	0.00	
ACS-Fairbanks	1,374,390	114,532.50	7.62%	0.00	0.00	(114,532.50)	0.00	0.00	(114,532.50)	0.00	0.00	(114,532.50)	0.00	(343,597.50)	0.00	0.00	
ACS-Juneau	77,802	6,483.50	0.43%	0.00	0.00	(6,483.50)	0.00	0.00	(6,483.50)	0.00	0.00	(6,483.50)	0.00	(19,450.50)	0.00	0.00	
ACS-GST	2,845,886	237,157.17	15.78%	0.00	0.00	(237,157.17)	0.00	0.00	(237,157.17)	0.00	0.00	(237,157.17)	0.00	(711,471.51)	0.00	0.00	
ACS-Sitka	200,829	16,735.75	1.11%	0.00	0.00	(16,735.75)	0.00	0.00	(16,735.75)	0.00	0.00	(16,735.75)	0.00	(50,207.25)	0.00	0.00	
ASTAC	710,949	59,245.75	3.94%	0.00	0.00	(59,245.75)	0.00	0.00	(59,245.75)	0.00	0.00	(59,245.75)	0.00	(177,737.25)	0.00	0.00	
Cordova	521,141	43,428.42	2.89%	0.00	0.00	(43,428.42)	0.00	0.00	(43,428.42)	0.00	0.00	(43,428.42)	0.00	(130,285.26)	0.00	0.00	
CVTC	2,332,651	194,387.58	12.94%	0.00	0.00	(194,387.58)	0.00	0.00	(194,387.58)	0.00	0.00	(194,387.58)	0.00	(583,162.74)	0.00	0.00	
Interior	1,132,384	94,365.33	6.28%	0.00	0.00	(94,365.33)	0.00	0.00	(94,365.33)	0.00	0.00	(94,365.33)	0.00	(283,095.99)	0.00	0.00	
KPU	955,754	79,646.17	5.30%	0.00	0.00	(79,646.17)	0.00	0.00	(79,646.17)	0.00	0.00	(79,646.17)	0.00	(238,938.51)	0.00	0.00	
MTA	5,303,043	441,920.25	29.41%	0.00	0.00	(441,920.25)	0.00	0.00	(441,920.25)	0.00	0.00	(441,920.25)	0.00	(1,325,760.75)	0.00	0.00	
Mukluk	348,115	29,009.58	1.93%	0.00	0.00	(29,009.58)	0.00	0.00	(29,009.58)	0.00	0.00	(29,009.58)	0.00	(87,028.74)	0.00	0.00	
GCI	2,028,447	169,037.25	11.25%	0.00	0.00	(169,037.25)	0.00	0.00	(169,037.25)	0.00	0.00	(169,037.25)	0.00	(507,111.75)	0.00	0.00	
Total	\$ 18,030,818.00	\$ 1,502,568.17	100.00%	\$0.00	\$0.00	(\$1,502,568.17)	\$0.00	\$0.00	(\$1,502,568.17)	\$0.00	\$0.00	(\$1,502,568.17)	\$0.00	(\$4,507,704.51)	\$0.00	\$0.00	

* From TA40-998 filed 09/30/2022

Alaska Universal Service Administrative Company

AUSF Distribution

March-23

POOLING Companies - ENS 1st & 2nd Qtr	ENS Support		Percent of Support	Jan-23			Feb-23			Mar-23			FIRST QTR		YTD ENS Support	YTD ENS Shortage Drop Off (Not Paid)
	Annual 2023*	1/12 Annual		Original Distribution	Distribution Total	Remaining Shortage	Original Distribution	Distribution Total	Remaining Shortage	Original Distribution	Distribution Total	Remaining Shortage	Distribution Total	Remaining Shortage		
Pooling Company ENS Distributions				0.00	0.00		0.00	0.00	0.00	0.00	0.00	0.00	0.00			
Adak Eagle Enterprises	508,254.00	42,354.50	10.39%	0.00	0.00	(42,354.50)	0.00	0.00	(42,354.50)	0.00	0.00	(42,354.50)	0.00	(127,063.50)	0.00	0.00
ATC	785,988.00	65,499.00	16.07%	0.00	0.00	(65,499.00)	0.00	0.00	(65,499.00)	0.00	0.00	(65,499.00)	0.00	(196,497.00)	0.00	0.00
BBTC	303,625.00	25,302.08	6.21%	0.00	0.00	(25,302.08)	0.00	0.00	(25,302.08)	0.00	0.00	(25,302.08)	0.00	(75,906.24)	0.00	0.00
Bettles	3,745.00	312.08	0.08%	0.00	0.00	(312.08)	0.00	0.00	(312.08)	0.00	0.00	(312.08)	0.00	(936.24)	0.00	0.00
Bush-Tell	233,799.00	19,483.25	4.78%	0.00	0.00	(19,483.25)	0.00	0.00	(19,483.25)	0.00	0.00	(19,483.25)	0.00	(58,449.75)	0.00	0.00
Nushagak	382,933.00	31,911.08	7.83%	0.00	0.00	(31,911.08)	0.00	0.00	(31,911.08)	0.00	0.00	(31,911.08)	0.00	(95,733.24)	0.00	0.00
OTZ	540,283.00	45,023.58	11.04%	0.00	0.00	(45,023.58)	0.00	0.00	(45,023.58)	0.00	0.00	(45,023.58)	0.00	(135,070.74)	0.00	0.00
Summit	224,898.00	18,741.50	4.60%	0.00	0.00	(18,741.50)	0.00	0.00	(18,741.50)	0.00	0.00	(18,741.50)	0.00	(56,224.50)	0.00	0.00
United KUC	222,897.00	18,574.75	4.56%	0.00	0.00	(18,574.75)	0.00	0.00	(18,574.75)	0.00	0.00	(18,574.75)	0.00	(55,724.25)	0.00	0.00
United Utilities	1,360,482.00	113,373.50	27.81%	0.00	0.00	(113,373.50)	0.00	0.00	(113,373.50)	0.00	0.00	(113,373.50)	0.00	(340,120.50)	0.00	0.00
Yukon	61,701.00	5,141.75	1.26%	0.00	0.00	(5,141.75)	0.00	0.00	(5,141.75)	0.00	0.00	(5,141.75)	0.00	(15,425.25)	0.00	0.00
Subtotal	\$ 4,628,605.00	\$ 385,717.07	94.62%	0.00	0.00	(385,717.07)	0.00	0.00	(385,717.07)	0.00	0.00	(385,717.07)	0.00	(1,157,151.21)	0.00	0.00
Average Schedule Companies																
Circle Telephone Co.	25,057.00	2,088.08	0.51%	0.00	0.00	(2,088.08)	0.00	0.00	(2,088.08)	0.00	0.00	(2,088.08)	0.00	(6,264.24)	0.00	0.00
North Country Telephone	66,677.00	5,556.42	1.36%	0.00	0.00	(5,556.42)	0.00	0.00	(5,556.42)	0.00	0.00	(5,556.42)	0.00	(16,669.26)	0.00	0.00
Subtotal	91,734.00	7,644.50	1.88%	0.00	0.00	(7,644.50)	0.00	0.00	(7,644.50)	0.00	0.00	(7,644.50)	0.00	(22,933.50)	0.00	0.00
Company subtotal	4,720,339.00	393,361.57		0.00	0.00		0.00	0.00		0.00	0.00		0.00	(1,180,084.71)	0.00	
AECA ENS Admin fee	171,548.00	14,295.67	3.51%	0.00	0.00	(14,295.67)	0.00	0.00	(14,295.67)	0.00	0.00	(14,295.67)	0.00	(42,887.01)	0.00	0.00
Total	\$4,891,887.00	\$407,657.24	100.00%	\$0.00	\$0.00	(\$407,657.24)	\$0.00	\$0.00	(\$407,657.24)	\$0.00	\$0.00	(\$407,657.24)	\$0.00	(\$1,222,971.72)	\$0.00	\$0.00

*From TA 40-998 filed 9/30/2022, AECA Admin fee from U-21-008 filed 10/08/2021

Total ENS including Nonpooling and Pooling \$22,922,705.00 \$0.00 \$0.00 \$0.00 \$0.00 \$0.00 \$0.00 \$0.00

Alaska Universal Service Administrative Company
 Intrastate End User Revenues - Trends

AUSF Distribution

March-23

Date	# of Cos.	Local	Wireless	IXC	Payphone	Other	Uncollectible	VOIP	Total Revenue
Jan-22	112	5,408,608	4,070,864	980,956	1,577	13,946	(65,930)	265,433	10,675,454
Feb-22	112	5,369,034	3,946,917	1,024,507	1,577	10,655	(50,913)	277,002	10,578,779
Mar-22	111	5,634,948	4,313,218	857,570	1,577	13,094	(67,007)	298,498	11,051,898
Apr-22	114	5,402,243	4,047,501	961,832	1,364	11,027	(63,441)	289,410	10,649,937
May-22	116	5,458,400	4,196,294	909,785	1,554	12,832	93,532	348,092	11,020,489
Jun-22	115	5,420,029	4,247,277	896,308	1,554	12,781	(58,381)	301,314	10,820,881
Jul-22	112	5,421,746	4,216,603	808,241	1,554	12,325	(33,999)	328,059	10,754,529
Aug-22	114	5,369,632	4,308,427	910,079	1,554	12,980	(34,921)	326,334	10,894,086
Sep-22	112	5,256,899	4,225,541	910,226	1,554	13,079	(55,219)	298,290	10,650,370
Oct-22	113	5,296,336	4,153,996	914,833	1,566	12,929	(35,131)	315,300	10,659,829
Nov-22	115	5,184,916	4,136,619	899,008	1,554	12,588	(35,002)	359,534	10,559,216
Dec-22	118	5,226,593	4,262,159	827,784	290	10,762	(10,172)	372,369	10,689,786
YTD Total 2022		\$ 64,449,383	\$ 50,125,416	\$ 10,901,128	\$ 17,275	\$ 149,000	\$ (416,583)	\$ 3,779,634	\$ 129,005,252

Adjustments to prior periods are reflected in the period they apply to, not the period in which they were made.

Date	# of Cos.	Local	Wireless	IXC	Payphone	Other	Uncollectible	VOIP	Total Revenue
Jan-23	111	5,128,416	4,086,612	827,940	1,264	12,725	(23,881)	298,509	10,331,585
Feb-23	115	5,085,594	3,846,374	854,848	1,577	12,079	(22,223)	283,446	10,061,696
Mar-23	112	5,232,536	4,246,729	828,891	1,530	12,814	(24,309)	361,306	10,659,498
Apr-23									
May-23									
Jun-23									
Jul-23									
Aug-23									
Sep-23									
Oct-23									
Nov-23									
Dec-23									
YTD Total 2023		\$ 15,446,546	\$ 12,179,716	\$ 2,511,679	\$ 4,371	\$ 37,618	\$ (70,413)	\$ 943,262	\$ 31,052,779

Adjustments to prior periods are reflected in the period they apply to, not the period in which they were made.

Alaska Universal Service Administrative Company

Intrastate End User Revenues - Variance Analysis

AUSF Distribution

March-23

2023 Month over Month - Variances	# of Cos.	Local	Wireless	IXC	Payphone	Other	Uncollectible	VOIP	Total Revenue
Jan	-6%	-2%	-4%	0%	336%	18%	135%	-20%	-3%
Feb	4%	-1%	-6%	3%	25%	-5%	-7%	-5%	-3%
Mar	-3%	3%	10%	-3%	-3%	6%	9%	27%	6%
Apr									
May									
Jun									
Jul									
Aug									
Sep									
Oct									
Nov									
Dec									

2023 Year over Year - Variances	# of Cos.	Local	Wireless	IXC	Payphone	Other	Uncollectible	VOIP	Total Revenue
Jan	-1%	-5%	0%	-16%	-20%	-9%	-64%	12%	-3%
Feb	3%	-5%	-3%	-17%	0%	13%	-56%	2%	-5%
Mar	1%	-7%	-2%	-3%	-3%	-2%	-64%	21%	-4%
Apr									
May									
Jun									
Jul									
Aug									
Sep									
Oct									
Nov									
Dec									
YTD Total*		43%	52%	25%	39%	53%	-40%	74%	46%

* YTD Jan - Feb

Prior Year Support Detail
2022

Alaska Universal Service Administrative Company

AUSF Distribution

March-23

2022 Year-To-Date Summary for rate in effect Jan 2022

	Total	YE 2022	2022 Paid in 2023
AUSF FUNDS			
Prior Year Balance	\$0.00		
YTD Remittance	\$13,149,188.57	\$13,149,188.57	0.00
YTD Interest on Investments and misc items	\$123,414.48	\$123,414.48	0.00
YTD Prior Year Distribution	\$6,819,290.94	\$6,819,290.94	0.00
YTD Current Year Distribution	\$9,566,116.34	\$6,453,312.11	3,112,804.23
AUSF Balance (current year shortage pd in following yr)	(\$3,112,804.23)		
	(\$3,112,804.23)		
AUSAC ADMINISTRATION			
Proposed Budget	\$115,137.00		
YTD Distribution	\$86,090.86	\$86,090.86	0.00
% Distributed	74.77%		
Essential Network Support - Nonpooling Companies			
Annual Support	\$18,030,818.00		
YTD Distribution	\$7,457,131.64	\$5,008,624.50	2,448,507.14
% Distributed	41.36%		
Essential Network Support - Pooling Companies			
Annual Support	\$4,890,886.00		
YTD Distribution	\$2,022,893.84	\$1,358,596.75	664,297.09
% Distributed	41.36%		
TOTAL			
Total Support Estimate	\$23,036,841.00		
YTD Distribution	\$9,566,116.34		
% Distributed	41.53%		
GROSS ANNUAL END USER REVENUES			
Filed Annual End User Revenues	\$138,179,710		
YTD End User Revenues (YTD Dec 22)	\$128,682,439		
% Reported	93.13%		

Alaska Universal Service Administrative Company

AUSF Distribution

March-23

Support Shortage Detail							
Distribution Priority	Support Period		AUSAC Admin Fee	ENS Nonpooling Support	ENS Pooling Support	Totals	
Month 7 (Dropped from Shortage List)	August-22	Support Shortage		(742,806.92)	(201,528.70)	(944,335.62)	
		Shortage Paid		-	-	-	
		% Payment					
		Remaining Support Not Recoverable		(742,806.92)	(201,528.70)	(944,335.62)	
Month 6 (Oldest)	September-22	Support Shortage		(1,502,568.17)	(407,657.24)	(1,910,225.41)	
		Shortage Paid		863,034.04	234,147.16	1,097,181.20	
		% Payment		57.44%	57.44%	57.44%	
		Remaining Support Shortage		(639,534.13)	(173,510.08)	(813,044.21)	
Month 5	October-22	Support Shortage		(1,502,568.17)	(407,657.24)	(1,910,225.41)	
		Shortage Paid		-	-	-	
		% Payment		0.00%	0.00%	0.00%	
		Remaining Support Shortage		(1,502,568.17)	(407,657.24)	(1,910,225.41)	
Month 4	November-22	Support Shortage		(1,502,568.17)	(407,657.24)	(1,910,225.41)	
		Shortage Paid		-	-	-	
		% Payment		0.00%	0.00%	0.00%	
		Remaining Support Shortage		(1,502,568.17)	(407,657.24)	(1,910,225.41)	
Month 3	December-22	Support Shortage		(1,502,568.17)	(407,657.24)	(1,910,225.41)	
		Shortage Paid		-	-	-	
		% Payment		0.00%	0.00%	0.00%	
		Remaining Support Shortage		(1,502,568.17)	(407,657.24)	(1,910,225.41)	
Month 2	N/A	Support Shortage		-	-	-	
		Shortage Paid		-	-	-	
		% Payment		0.00%	0.00%	0.00%	
		Remaining Support Shortage		-	-	-	
Month 1 (Newest)	N/A	Support Shortage		-	-	-	
		Shortage Paid		-	-	-	
		% Payment		0.00%	0.00%	0.00%	
		Remaining Support Shortage		-	-	-	
Current Period	N/A	Current Support Due		-	-	-	
		Current Distribution Paid		-	-	-	
		% Payment		0.00%	0.00%	0.00%	
		Support Shortage		-	-	-	
Total Distribution				863,034.04	234,147.16	1,097,181.20	
Total Support Shortage				(5,147,238.64)	(1,396,481.80)	(6,543,720.44)	

Alaska Universal Service Administrative Company

AUSF Distribution

March-12

Current Distribution by Company	Distribution Breakdown											
	Monthly Support	Percent of Support	Support Distribution Made on March 30, 2023								Total Shortage Distribution	Current Period
			Sep 2022 Period	Oct 2022 Period	Nov 2022 Period	Dec 2022 Period	N/A Period	N/A Period				
			\$ 234,147.16	\$ -	\$ -	\$ -	\$ -	\$ -	\$ -	\$ 234,147.16	\$ -	
			\$ 863,034.04	\$ -	\$ -	\$ -	\$ -	\$ -	\$ -	\$ 863,034.04	\$ -	
ENS												
Pooled												
AECA: Pooling Co. ENS	\$407,657.24	100.00%	234,147.16	-	-	-	-	-	-	234,147.16	-	
Pooled Subtotal	\$ 407,657.24	100.00%	234,147.16	-	-	-	-	-	-	234,147.16	-	
NonPooled												
ACSA - Ft. Wainwright	\$ 16,618.92	1.11%	9,545.45	-	-	-	-	-	-	9,545.45	-	
ACS - Fairbanks	114,532.50	7.62%	65,784.33	-	-	-	-	-	-	65,784.33	-	
ACSA - Juneau	6,483.50	0.43%	3,723.94	-	-	-	-	-	-	3,723.94	-	
ACSN - Glacier State	237,157.17	15.78%	136,216.59	-	-	-	-	-	-	136,216.59	-	
ACSN - Sitka	16,735.75	1.11%	9,612.56	-	-	-	-	-	-	9,612.56	-	
ASTAC	59,245.75	3.94%	34,029.14	-	-	-	-	-	-	34,029.14	-	
CORDOVA	43,428.42	2.89%	24,944.10	-	-	-	-	-	-	24,944.10	-	
CVTC	194,387.58	12.94%	111,650.91	-	-	-	-	-	-	111,650.91	-	
INTERIOR	94,365.33	6.28%	54,200.86	-	-	-	-	-	-	54,200.86	-	
KPU	79,646.17	5.30%	45,746.58	-	-	-	-	-	-	45,746.58	-	
MTA	441,920.25	29.41%	253,826.90	-	-	-	-	-	-	253,826.90	-	
MUKLUK	29,009.58	1.93%	16,662.31	-	-	-	-	-	-	16,662.31	-	
GCI	169,037.25	11.25%	97,090.37	-	-	-	-	-	-	97,090.37	-	
NonPooled Subtotal	\$ 1,502,568.17	100.00%	863,034.04	-	-	-	-	-	-	863,034.04	-	
ENS Distribution Total	\$ 1,910,225.41		1,097,181.20	-	-	-	-	-	-	1,097,181.20	-	

Alaska Universal Service Administrative Company

AUSF Distribution

March-23

Nonpooling Companies - ENS	ENS Support		Percent of Support	FIRST QTR		SECOND QTR		Jul-22		Aug-22		
	Company	Annual 2022*		1/12 Annual	Distribution Total	Remaining Shortage	Distribution Total	Remaining Shortage	Distribution Total	Remaining Shortage	Distribution Total	Remaining Shortage
NonPooling Company ENS Distribution								825,711.85		759,761.25		
ACS-FTW	199,427	16,618.92	1.11%	28,024.39	(21,832.37)	27,372.72	(22,484.04)	9,132.66	(7,486.26)	8,403.22	(8,215.70)	
ACS-Fairbanks	1,374,390	114,532.50	7.62%	193,135.47	(150,462.03)	188,644.41	(154,953.09)	62,939.47	(51,593.03)	57,912.42	(56,620.08)	
ACS-Juneau	77,802	6,483.50	0.43%	10,933.08	(8,517.42)	10,678.86	(8,771.64)	3,562.90	(2,920.60)	3,278.33	(3,205.17)	
ACS-GST	2,845,886	237,157.17	15.78%	399,916.71	(311,554.80)	390,617.28	(320,854.23)	130,325.86	(106,831.31)	119,916.57	(117,240.60)	
ACS-Sitka	200,829	16,735.75	1.11%	28,221.40	(21,985.85)	27,565.15	(22,642.10)	9,196.86	(7,538.89)	8,462.29	(8,273.46)	
ASTAC	710,949	59,245.75	3.94%	99,905.75	(77,831.50)	97,582.60	(80,154.65)	32,557.54	(26,688.21)	29,957.13	(29,288.62)	
Cordova	521,141	43,428.42	2.89%	73,233.09	(57,052.17)	71,530.17	(58,755.09)	23,865.38	(19,563.04)	21,959.22	(21,469.20)	
CVTC	2,332,651	194,387.58	12.94%	327,794.61	(255,368.13)	320,172.27	(262,990.47)	106,822.53	(87,565.05)	98,290.48	(96,097.10)	
Interior	1,132,384	94,365.33	6.28%	159,127.68	(123,968.31)	155,427.43	(127,668.56)	51,856.93	(42,508.40)	47,715.05	(46,650.28)	
KPU	955,754	79,646.17	5.30%	134,306.86	(104,631.65)	131,183.76	(107,754.75)	43,768.25	(35,877.92)	40,272.43	(39,373.74)	
MTA	5,303,043	441,920.25	29.41%	745,207.46	(580,553.29)	727,878.84	(597,881.91)	242,850.07	(199,070.18)	223,453.35	(218,466.90)	
Mukluk	348,115	29,009.58	1.93%	48,918.67	(38,110.07)	47,781.16	(39,247.58)	15,941.74	(13,067.84)	14,668.46	(14,341.12)	
GCI	2,028,447	169,037.25	11.25%	285,046.50	(222,065.25)	278,418.18	(228,693.57)	92,891.66	(76,145.59)	85,472.30	(83,564.95)	
Total	\$ 18,030,818.00	\$ 1,502,568.17	100.00%	\$2,533,771.67	(\$1,973,932.84)	\$2,474,852.83	(\$2,032,851.68)	\$825,711.85	(\$676,856.32)	\$759,761.25	(\$742,806.92)	

* From TA28-998 Third Supplemental filed 12/5/2018, TA28-998 Notice of ENS CCL Adjustments filed 7/24/2019 and TA37-998

Alaska Universal Service Administrative Company

AUSF Distribution

March-23

Nonpooling Companies - ENS	ENS Support		Percent of Support	Sep-22			Oct-22		Nov-22		Dec-22		YTD ENS Support	YTD ENS Shortage Drop Off (Not Paid)	
	Company	Annual 2022*		1/12 Annual	Shortage Dist 4/28/23	Distribution Total	Remaining Shortage	Distribution Total	Remaining Shortage	Distribution Total	Remaining Shortage	Distribution Total			Remaining Shortage
NonPooling Company ENS Distribution				863,034.04	863,034.04		0.00		0.00		0.00				
ACS-FTW	199,427	16,618.92	1.11%	9,545.45	9,545.45	(7,073.47)	0.00	(16,618.92)	0.00	(16,618.92)	0.00	(16,618.92)	82,478.44	(60,018.37)	
ACS-Fairbanks	1,374,390	114,532.50	7.62%	65,784.33	65,784.33	(48,748.17)	0.00	(114,532.50)	0.00	(114,532.50)	0.00	(114,532.50)	568,416.10	(413,628.23)	
ACS-Juneau	77,802	6,483.50	0.43%	3,723.94	3,723.94	(2,759.56)	0.00	(6,483.50)	0.00	(6,483.50)	0.00	(6,483.50)	32,177.11	(23,414.83)	
ACS-GST	2,845,886	237,157.17	15.78%	136,216.59	136,216.59	(100,940.58)	0.00	(237,157.17)	0.00	(237,157.17)	0.00	(237,157.17)	1,176,993.01	(856,480.94)	
ACS-Sitka	200,829	16,735.75	1.11%	9,612.56	9,612.56	(7,123.19)	0.00	(16,735.75)	0.00	(16,735.75)	0.00	(16,735.75)	83,058.26	(60,440.30)	
ASTAC	710,949	59,245.75	3.94%	34,029.14	34,029.14	(25,216.61)	0.00	(59,245.75)	0.00	(59,245.75)	0.00	(59,245.75)	294,032.16	(213,962.98)	
Cordova	521,141	43,428.42	2.89%	24,944.10	24,944.10	(18,484.32)	0.00	(43,428.42)	0.00	(43,428.42)	0.00	(43,428.42)	215,531.96	(156,839.50)	
CVTC	2,332,651	194,387.58	12.94%	111,650.91	111,650.91	(82,736.67)	0.00	(194,387.58)	0.00	(194,387.58)	0.00	(194,387.58)	964,730.80	(702,020.75)	
Interior	1,132,384	94,365.33	6.28%	54,200.86	54,200.86	(40,164.47)	0.00	(94,365.33)	0.00	(94,365.33)	0.00	(94,365.33)	468,327.95	(340,795.55)	
KPU	955,754	79,646.17	5.30%	45,746.58	45,746.58	(33,899.59)	0.00	(79,646.17)	0.00	(79,646.17)	0.00	(79,646.17)	395,277.88	(287,638.06)	
MTA	5,303,043	441,920.25	29.41%	253,826.90	253,826.90	(188,093.35)	0.00	(441,920.25)	0.00	(441,920.25)	0.00	(441,920.25)	2,193,216.62	(1,595,972.28)	
Mukluk	348,115	29,009.58	1.93%	16,662.31	16,662.31	(12,347.27)	0.00	(29,009.58)	0.00	(29,009.58)	0.00	(29,009.58)	143,972.34	(104,766.61)	
GCI	2,028,447	169,037.25	11.25%	97,090.37	97,090.37	(71,946.88)	0.00	(169,037.25)	0.00	(169,037.25)	0.00	(169,037.25)	838,919.01	(610,469.36)	
Total	\$ 18,030,818.00	\$ 1,502,568.17	100.00%	\$863,034.04	\$863,034.04	(\$639,534.13)	\$0.00	(\$1,502,568.17)	\$0.00	(\$1,502,568.17)	\$0.00	(\$1,502,568.17)	\$7,457,131.64	(\$5,426,447.76)	

* From TA28-998 Third Supplemental filed 12/5/2018, TA28-998 Notice of ENS CCL Adjustments filed 7/24/2019 and TA37-998

Alaska Universal Service Administrative Company

AUSF Distribution

March-12

POOLING Companies - ENS 1st & 2nd Qtr	ENS Support		Percent of Support	FIRST QTR		SECOND QTR	
	Annual 2022*	1/12 Annual		Distribution Total	Remaining Shortage	Distribution Total	Remaining Shortage
Company	Annual 2022*	1/12 Annual		Distribution Total	Remaining Shortage	Distribution Total	Remaining Shortage
Pooling Company ENS Distributions							
Adak Eagle Enterprises	508,254.00	42,354.50	10.39%	71,422.14	(55,641.36)	69,761.33	(57,302.17)
ATC	785,988.00	65,499.00	16.07%	110,450.58	(86,046.42)	107,882.21	(88,614.79)
BBTC	303,625.00	25,302.08	6.21%	42,666.75	(33,239.49)	41,674.61	(34,231.63)
Bettles	3,745.00	312.08	0.08%	526.26	(409.98)	514.02	(422.22)
Bush-Tell	233,799.00	19,483.25	4.78%	32,854.49	(25,595.26)	32,090.51	(26,359.24)
Nushagak	382,933.00	31,911.08	7.83%	53,811.46	(41,921.78)	52,560.16	(43,173.08)
OTZ	540,283.00	45,023.58	11.05%	75,922.99	(59,147.75)	74,157.52	(60,913.22)
Summit	224,898.00	18,741.50	4.60%	31,603.67	(24,620.83)	30,868.79	(25,355.71)
United KUC	222,897.00	18,574.75	4.56%	31,322.50	(24,401.75)	30,594.13	(25,130.12)
United Utilities	1,360,482.00	113,373.50	27.82%	191,181.04	(148,939.46)	186,735.43	(153,385.07)
Yukon	61,701.00	5,141.75	1.26%	8,670.50	(6,754.75)	8,468.88	(6,956.37)
Subtotal	\$ 4,628,605.00	\$ 385,717.07	94.64%	650,432.38	(506,718.83)	635,307.59	(521,843.62)
Average Schedule Companies							
Circle Telephone Co.	25,057.00	2,088.08	0.51%	3,521.12	(2,743.12)	3,439.24	(2,825.00)
North Country Telephone	66,677.00	5,556.42	1.36%	9,369.76	(7,299.50)	9,151.88	(7,517.38)
Subtotal	91,734.00	7,644.50	1.88%	12,890.88	(10,042.62)	12,591.12	(10,342.38)
Company subtotal	4,720,339.00	393,361.57		663,323.26	(516,761.45)	647,898.71	(532,186.00)
AECA ENS Admin fee	170,547.00	14,212.25	3.49%	23,966.03	(18,670.72)	23,408.75	(19,228.00)
Total	\$4,890,886.00	\$407,573.82	100.00%	\$687,289.29	(\$535,432.17)	\$671,307.46	(\$551,414.00)

*From TA 28-998 Third Supplemental,TA37-998, AECA Admin fee from U-21-008

Total ENS including Nonpooling and Pooling \$22,921,704.00 \$3,221,060.96 \$3,146,160.29

Alaska Universal Service Administrative Company

AUSF Distribution

March-12

POOLING Companies - ENS 3rd & 4th Qtr	ENS Support		Percent of Support	Jul-22		Aug-22		Sep-22		
	Annual 2022**	1/12 Annual		Distribution Total	Remaining Shortage	Distribution Total	Remaining Shortage	Shortage Dist 4/28/23	Distribution Total	Remaining Shortage
Pooling Company ENS Distributions				224,021.39		206,128.54		234,147.16	234,147.16	
Adak Eagle Enterprises	508,254.00	42,354.50	10.39%	23,275.22	(19,079.28)	21,416.21	(20,938.29)	24,327.26	24,327.26	(18,027.24)
ATC	785,988.00	65,499.00	16.07%	35,993.91	(29,505.09)	33,119.03	(32,379.97)	37,620.83	37,620.83	(27,878.17)
BBTC	303,625.00	25,302.08	6.21%	13,904.35	(11,397.73)	12,793.79	(12,508.29)	14,532.82	14,532.82	(10,769.26)
Bettles	3,745.00	312.08	0.08%	171.50	(140.58)	157.80	(154.28)	179.25	179.25	(132.83)
Bush-Tell	233,799.00	19,483.25	4.78%	10,706.70	(8,776.55)	9,851.55	(9,631.70)	11,190.65	11,190.65	(8,292.60)
Nushagak	382,933.00	31,911.08	7.83%	17,536.21	(14,374.87)	16,135.58	(15,775.50)	18,328.85	18,328.85	(13,582.23)
OTZ	540,283.00	45,023.58	11.04%	24,741.97	(20,281.61)	22,765.80	(22,257.78)	25,860.31	25,860.31	(19,163.27)
Summit	224,898.00	18,741.50	4.60%	10,299.09	(8,442.41)	9,476.48	(9,265.02)	10,764.60	10,764.60	(7,976.90)
United KUC	222,897.00	18,574.75	4.56%	10,207.46	(8,367.29)	9,392.17	(9,182.58)	10,668.83	10,668.83	(7,905.92)
United Utilities	1,360,482.00	113,373.50	27.81%	62,302.56	(51,070.94)	57,326.38	(56,047.12)	65,118.64	65,118.64	(48,254.86)
Yukon	61,701.00	5,141.75	1.26%	2,825.56	(2,316.19)	2,599.88	(2,541.87)	2,953.28	2,953.28	(2,188.47)
Subtotal	\$ 4,628,605.00	\$ 385,717.07	94.62%	211,964.53	(173,752.54)	195,034.67	(190,682.40)	221,545.32	221,545.32	(164,171.75)
Average Schedule Companies										
Circle Telephone Co.	25,057.00	2,088.08	0.51%	1,147.47	(940.61)	1,055.82	(1,032.26)	1,199.34	1,199.34	(888.74)
North Country Telephone	66,677.00	5,556.42	1.36%	3,053.44	(2,502.98)	2,809.56	(2,746.86)	3,191.46	3,191.46	(2,364.96)
Subtotal	91,734.00	7,644.50	1.88%	4,200.91	(3,443.59)	3,865.38	(3,779.12)	4,390.80	4,390.80	(3,253.70)
Company subtotal	4,720,339.00	393,361.57		216,165.44		198,900.05		225,936.12	225,936.12	
AECA ENS Admin fee	171,548.00	14,295.67	3.51%	7,855.95	(6,439.72)	7,228.49	(7,067.18)	8,211.04	8,211.04	(6,084.63)
Total	\$4,891,887.00	\$407,657.24	100.00%	\$224,021.39	(\$183,635.85)	\$206,128.54	(\$201,528.70)	\$234,147.16	\$234,147.16	(\$173,510.08)

*From TA 28-998 Third Supplemental, TA37-998, AECA Admin fee from U-21-008

Total ENS including Nonpooling and Pooling

\$1,049,733.24

\$965,889.79

\$1,097,181.20

\$1,097,181.20

Alaska Universal Service Administrative Company

AUSF Distribution

March-23

POOLING Companies - ENS 3rd & 4th Qtr	ENS Support		Percent of Support	Oct-22		Nov-22		Dec-22		YTD ENS Support	YTD ENS Shortage Drop Off (Not Paid)
	Annual 2022**	1/12 Annual		Distribution Total	Remaining Shortage	Distribution Total	Remaining Shortage	Distribution Total	Remaining Shortage		
Company	Annual 2022**	1/12 Annual	Percent of Support	Distribution Total	Remaining Shortage	Distribution Total	Remaining Shortage	Distribution Total	Remaining Shortage	YTD ENS Support	YTD ENS Shortage Drop Off (Not Paid)
Pooling Company ENS Distributions				0.00		0.00		0.00			
Adak Eagle Enterprises	508,254.00	42,354.50	10.39%	0.00	(42,354.50)	0.00	(42,354.50)	0.00	(42,354.50)	210,202.16	(152,961.10)
ATC	785,988.00	65,499.00	16.07%	0.00	(65,499.00)	0.00	(65,499.00)	0.00	(65,499.00)	325,066.56	(236,546.27)
BBTC	303,625.00	25,302.08	6.21%	0.00	(25,302.08)	0.00	(25,302.08)	0.00	(25,302.08)	125,572.32	(91,377.14)
Bettles	3,745.00	312.08	0.08%	0.00	(312.08)	0.00	(312.08)	0.00	(312.08)	1,548.83	(1,127.06)
Bush-Tell	233,799.00	19,483.25	4.78%	0.00	(19,483.25)	0.00	(19,483.25)	0.00	(19,483.25)	96,693.90	(70,362.75)
Nushagak	382,933.00	31,911.08	7.83%	0.00	(31,911.08)	0.00	(31,911.08)	0.00	(31,911.08)	158,372.26	(115,245.23)
OTZ	540,283.00	45,023.58	11.04%	0.00	(45,023.58)	0.00	(45,023.58)	0.00	(45,023.58)	223,448.59	(162,600.36)
Summit	224,898.00	18,741.50	4.60%	0.00	(18,741.50)	0.00	(18,741.50)	0.00	(18,741.50)	93,012.63	(67,683.97)
United KUC	222,897.00	18,574.75	4.56%	0.00	(18,574.75)	0.00	(18,574.75)	0.00	(18,574.75)	92,185.09	(67,081.74)
United Utilities	1,360,482.00	113,373.50	27.81%	0.00	(113,373.50)	0.00	(113,373.50)	0.00	(113,373.50)	562,664.05	(409,442.59)
Yukon	61,701.00	5,141.75	1.26%	0.00	(5,141.75)	0.00	(5,141.75)	0.00	(5,141.75)	25,518.10	(18,569.18)
Subtotal	\$ 4,628,605.00	\$ 385,717.07	94.62%	0.00	(385,717.07)	0.00	(385,717.07)	0.00	(385,717.07)	1,914,284.49	(1,392,997.39)
Average Schedule Companies											
Circle Telephone Co.	25,057.00	2,088.08	0.51%	0.00	(2,088.08)	0.00	(2,088.08)	0.00	(2,088.08)	10,362.99	(7,540.99)
North Country Telephone	66,677.00	5,556.42	1.36%	0.00	(5,556.42)	0.00	(5,556.42)	0.00	(5,556.42)	27,576.10	(20,066.72)
Subtotal	91,734.00	7,644.50	1.88%	0.00	(7,644.50)	0.00	(7,644.50)	0.00	(7,644.50)	37,939.09	(27,607.71)
Company subtotal	4,720,339.00	393,361.57		0.00		0.00		0.00		1,952,223.58	
AECA ENS Admin fee	171,548.00	14,295.67	3.51%	0.00	(14,295.67)	0.00	(14,295.67)	0.00	(14,295.67)	70,670.26	(51,405.62)
Total	\$4,891,887.00	\$407,657.24	100.00%	\$0.00	(\$407,657.24)	\$0.00	(\$407,657.24)	\$0.00	(\$407,657.24)	\$2,022,893.84	(\$1,472,010.72)

*From TA 28-998 Third Supplemental, TA37-998, AECA Admin fee from U-21-008

Total ENS including Nonpooling and Pooling

\$0.00

\$0.00

\$0.00

Alaska Universal Service Administrative Company
 Schedule I.A. Disbursement of Universal Service Funds
 Period Ending March 31, 2023

Quarterly Report	Total YTD 2023	1st Qtr 2023 10%
1 AUSAC ADMINISTRATION Distribution	25,821.82	25,821.82
2 ENS-Nonpooled Distribution	2,448,507.14	2,448,507.14
3 ENS-Pooled Distribution	664,297.09	664,297.09
4 TOTAL AUSF DISTRIBUTION	3,138,626.05	3,138,626.05

	YTD 2023
5 Distribution Shortage	\$ 12,276,382.40
6 Cash Working Capital Adjustment Factor	\$ 2,880,317.00
7 Total Estimated AUSF Support (Line 5+6+7)	\$ 18,295,325.45
8 Gross End User Revenues	\$31,052,778.59
9 Calculated AUSF Surcharge Factor (Line 8/9)	58.92%
10 2023 AUSF Surcharge Rate	10.00%
11 Variance	-48.92%

Alaska Universal Service Administrative Company
 Schedule I.B. Reported Intrastate End User Revenues
 Period Ending March 31, 2023

2023 Reported Revenues	Total Reported Revenues	Local Revenue	Wireless Revenue	Interexchange Revenue	Payphone Revenue	Other Revenue	Uncollectible Revenues	VoIP Revenues
Total Revenues 1/1/2023-3/31/2023	\$31,052,778.59	\$15,446,546.30	\$12,179,715.83	\$2,511,678.93	\$4,371.00	\$37,618.19	(\$70,413.41)	\$943,261.75

Alaska Universal Service Administrative Company
Schedule I.C. Distribution Shortage
Period Ending March 31, 2023

Support Shortage Detail								
Distribution Priority	Support Period		AUSAC Admin Fee	ENS Nonpooling Support	ENS Pooling Support	Adjustments	Totals	
Month 7 (Dropped from Shortage List)	August-22	Support Shortage		(742,806.92)	(201,528.70)	-	(944,335.62)	
		Shortage Paid		-	-	-	-	
		% Payment						
		Remaining Support Not Recoverable		(742,806.92)	(201,528.70)	-	(944,335.62)	
Month 6 (Oldest)	September-22	Support Shortage		(1,502,568.17)	(407,657.24)	-	(1,910,225.41)	
		Shortage Paid		863,034.04	234,147.16	-	1,097,181.20	
		% Payment		57.44%	57.44%	57.44%	57.44%	
		Remaining Support Shortage		(639,534.13)	(173,510.08)	-	(813,044.21)	
Month 5	October-22	Support Shortage		(1,502,568.17)	(407,657.24)	-	(1,910,225.41)	
		Shortage Paid		-	-	-	-	
		% Payment		0.00%	0.00%	0.00%	0.00%	
		Remaining Support Shortage		(1,502,568.17)	(407,657.24)	-	(1,910,225.41)	
Month 4	November-22	Support Shortage		(1,502,568.17)	(407,657.24)	-	(1,910,225.41)	
		Shortage Paid		-	-	-	-	
		% Payment		0.00%	0.00%	0.00%	0.00%	
		Remaining Support Shortage		(1,502,568.17)	(407,657.24)	-	(1,910,225.41)	
Month 3	December-22	Support Shortage		(1,502,568.17)	(407,657.24)	-	(1,910,225.41)	
		Shortage Paid		-	-	-	-	
		% Payment		0.00%	0.00%	0.00%	0.00%	
		Remaining Support Shortage		(1,502,568.17)	(407,657.24)	-	(1,910,225.41)	
Month 2	January-23	Support Shortage		(1,502,568.17)	(408,319.15)	-	(1,910,887.32)	
		Shortage Paid		-	-	-	-	
		% Payment		0.00%	0.00%	0.00%	0.00%	
		Remaining Support Shortage		(1,502,568.17)	(408,319.15)	-	(1,910,887.32)	
Month 1 (Newest)	February-23	Support Shortage		(1,502,568.17)	(408,319.15)	-	(1,910,887.32)	
		Shortage Paid		-	-	-	-	
		% Payment		0.00%	0.00%	0.00%	0.00%	
		Remaining Support Shortage		(1,502,568.17)	(408,319.15)	-	(1,910,887.32)	
Current Period	March-23	Current Support Due	(8,478.08)	(1,502,568.17)	(408,319.15)	-	(1,919,365.40)	
		Current Distribution Paid	8,478.08	-	-	-	8,478.08	
		% Payment	100.00%	0.00%	0.00%	0.00%	0.00%	
		Support Shortage	-	(1,502,568.17)	(408,319.15)	-	(1,910,887.32)	
Total Distribution			8,478.08	863,034.04	234,147.16	-	1,105,659.28	
Total Support Shortage			-	(9,654,943.15)	(2,621,439.25)	-	(12,276,382.40)	

Alaska Universal Service Administrative Company

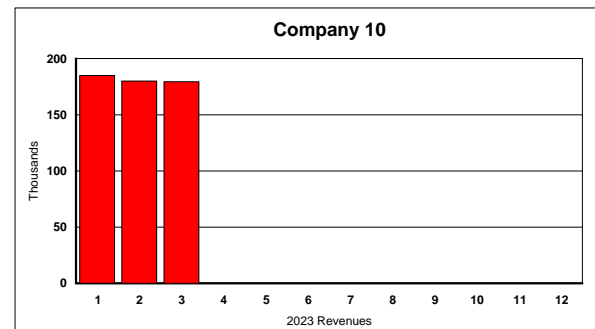
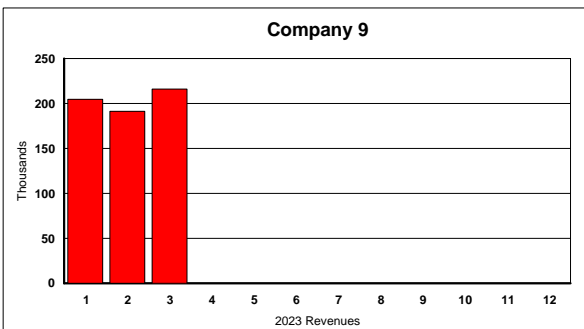
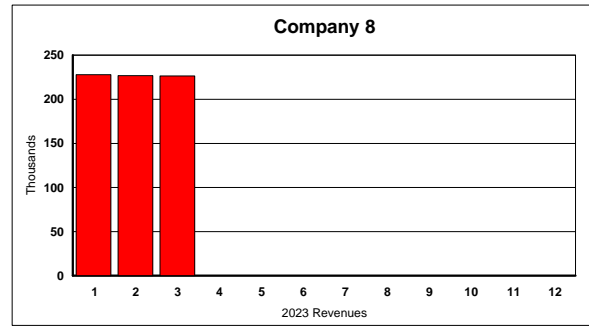
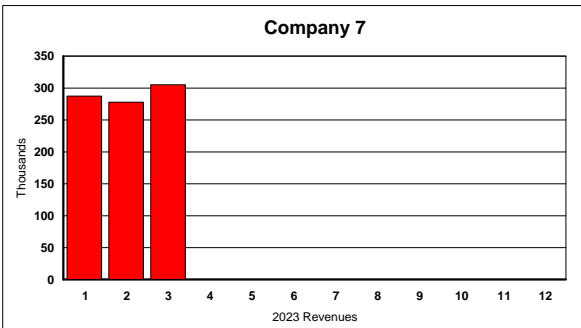
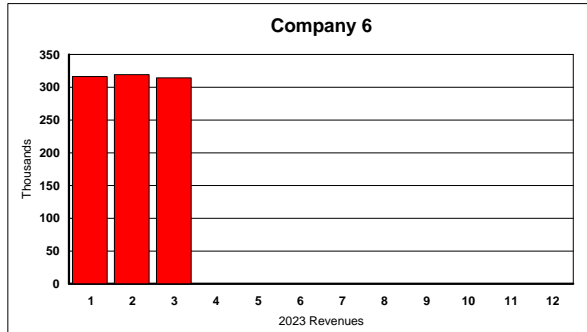
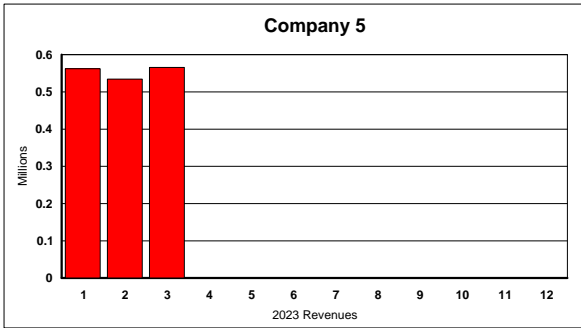
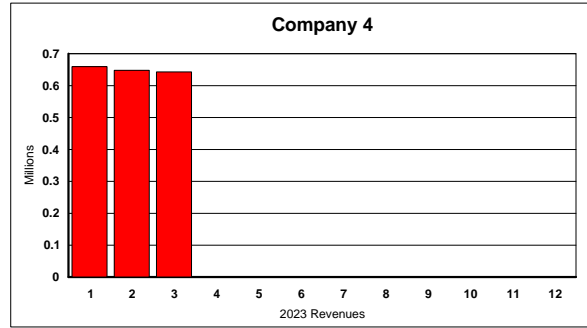
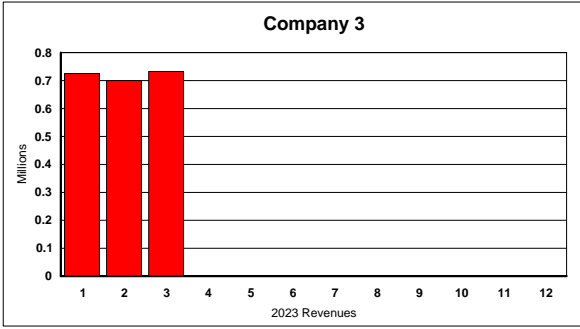
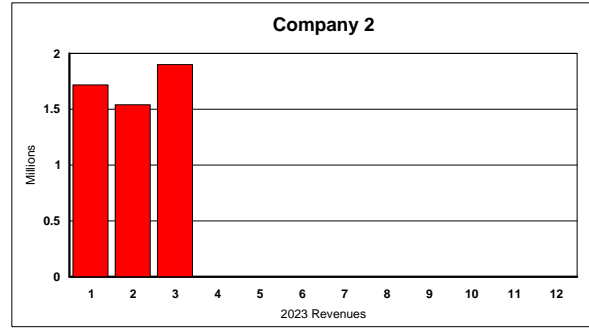
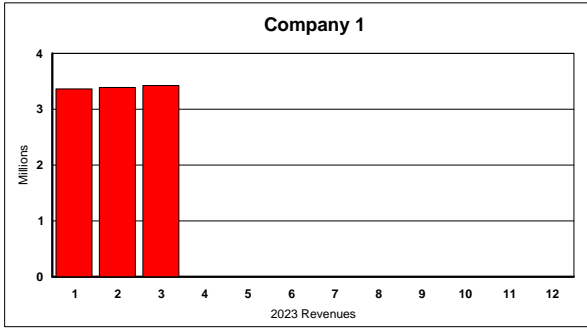
Schedule I.D. Notes to Disbursement of Universal Service Funds (Schedule 1.A.)
 Period Ending March 31, 2023

General Notes

Schedule 1.A. Disbursement of Universal Service Funds shows the disbursements by quarter and by surcharge rate. The effective surcharge rate is 10% for 2023.

Row numbers have been added to the left of Schedule 1.A. for presentation purposes and are explained in the section below.

Row Number	Column	Explanation
4	Total YTD 2023	Actual funds distributed as of the period ending March 31, 2023. First quarter disbursements reflect payments of support for the 2022 support period shortages and the current quarter 1 2023 AUSAC administration distribution. The first quarter 2023 support for ENS is currently 100% short.
5	YTD 2023	Distribution shortage of the fund as of the period ending March 31, 2023. See Schedule 1.C.
6	YTD 2023	Working Capital Allowance is from RCA Staff Recommendation, TA2-998, November 18, 1999, Page 5, 1.5 times AUSAC monthly expenses. This calculation is 1.5 times the estimated AUSAC monthly distribution, for the 12 months of the 2023 year. $1.5 * (\text{approved annual ENS support and actual YTD AUSAC administration} / 12)$
7	YTD 2023	Lines 6+7 from the YTD 2023 column + line 5 from the Total YTD 2023 column.
8	YTD 2023	Gross End User Revenues for the January through March 2023 periods
9	YTD 2023	Calculated AUSF Surcharge Factor based on actual end user revenues, actual disbursements in the January through March 2023 periods, and the AUSF cash balance. This calculation looks back and assumes the calculated surcharge factor and AUSF cash balance would be applied to the January through March 2023 periods resulting in enough funds to cover the first quarter 2023 disbursements, the 2022 shortage and working capital.
10	YTD 2023	Surcharge rate effective 1/1/2020 (10%), TA28-998. No change to the surcharge rate in 2023.
11	YTD 2023	The approved 2023 surcharge rate for the January through March 2023 periods was 48.92% below the calculated surcharge required to meet the 2023 disbursement needs, 2022 support shortage and the working capital allowance.



ALASKA UNIVERSAL SERVICE ADMINISTRATIVE COMPANY

**AGENT'S REPORT
BOARD OF DIRECTORS MEETING**

April 26, 2023

Since our last regular meeting, AUSAC Staff has prepared and attended four special AUSAC Board meetings, prepared public comments and a presentation on the AUSF sunset, attended and presented at multiple RCA public meetings, reviewed the engagements with external auditing firms for the annual compliance review and financial audit, is currently working through the financial audit. Additionally, staff has provided support to the companies that report to the AUSF.

A copy of the March 2023 financial report is included this month, labelled VI.A. This month the Board has two items to consider, the approval of the invoice for administrative services from AECA for the month of March and the approval of the invoice from Brena, Bell and Walker for legal services performed in March.

The D&O insurance broker has been updated on the status of AUSAC and currently no changes have been made to the automatically renewing policy effective June 1, 2023.

The Erickson & Brooks bid has been put on hold and Erickson & Brooks has been notified that AUSAC will issue a formal cancelation notice as AUSAC approaches the sunset date. No services agreement has been signed at this time.

The 2022 financial audit is resuming this week after being put on hold following the AUSF sunset announcement.

BOARD ACTION REQUEST #1:

Recommend the Board approve the payment for invoice number 334 from AECA, for March 2023 administrative services for a total of \$5,748.39.

BOARD ACTION REQUEST #2:

Recommend the Board approve the payment for the invoice number 36565 from Brena, Bell and Walker, for March 2023 legal services for a total of \$2,313.00.

All bills received by AUSAC have been paid. This concludes the Agent's report.

4/26/2023

Variance: Actual Higher
 (Lower) than Budget

AUSAC FINANCIAL STATEMENT
 CASH BASIS

ACCOUNT	March-23						4/28/2023 Proj. Exp. & Cash Draw
	Current Month			YTD			
	ACTUAL	BUDGET	VARIANCE	ACTUAL	BUDGET	VARIANCE	
EXPENDITURES							
GEN/ADM:							
Administration Support	\$ 5,148	\$ 5,167	\$ (19)	\$ 9,879	\$ 15,501	\$ (5,622)	\$ 5,748
Administration Support: 2022 Pd in 2023	-	-	-	2,865	-	2,865	-
Miscellaneous	5	66	(61)	15	198	(183)	5
Misc. Exp. 2022 Pd in 2023	-	-	-	-	-	-	-
Postage & Courier	-	5	(5)	-	15	(15)	-
Insurance	-	-	-	-	-	-	-
Legal	3,063	1,000	2,063	3,063	3,000	63	2,313
Legal Exp. 2022 Pd in 2023	-	-	-	789	-	789	-
Database Project	-	-	-	-	-	-	-
Audit	-	-	-	-	-	-	-
Audit Exp. 2022 Pd in 2023	-	-	-	-	-	-	-
Agreed Upon Procedures/Compliance Review	-	-	-	-	-	-	-
Comp. Rev. Exp.2022 Paid in 2023	-	-	-	3,675	-	3,675	-
Bank Fees	229	360	(131)	719	1,080	(361)	320
Notices/Adv	61	186	(125)	158	558	(400)	92
Notices/Adv. Exp. 2022 Pd in 2023	-	-	-	138	-	138	-
SUBTOTAL	8,506	6,784	1,722	21,301	20,352	949	\$ 8,478
OTHER							
Directors Expense	-	-	-	-	-	-	\$ -
SUBTOTAL	-	-	-	-	-	-	\$ -
TOTAL EXPENDITURES	8,506	6,784	\$1,722	\$21,301	\$20,352	\$949	8,478
Total Expenditures for 2022 Paid in 2023	-	-	-	3,003	-	-	-
INCOME:							
Tariff Remittance Funds	8,599	-	8,599	22,107	-	22,107	8,478
Interest	-	-	-	-	-	-	-
Interest from CD Investments	-	-	-	-	-	-	-
Other (late fees)	-	-	-	-	-	-	-
Reimbursements	-	-	-	-	-	-	-
Miscellaneous	-	-	-	-	-	-	-
Deposit In Transit (Sweep)	-	-	-	-	-	-	-
TOTAL INCOME	\$ 8,599	\$ -	\$ 8,599	\$ 22,107	\$ -	\$ 22,107	\$ 8,478
NET VARIANCE	\$93	(\$6,784)	\$6,877	\$806	(\$20,352)	\$21,158	\$0
CASH							
Beginning Cash	\$0			\$0			\$0
Cash On Hand				\$0			

AUSAC Financial Statement

Notes to Financial Statement

April 26, 2023

1. Cash Balance at March 31, 2023 is \$0 in the general operating account. This account sweeps to the Sweep account at FNBA as the checks clear.
2. \$8,506 was posted to the statement for services and bank fees.
3. Administrative support expense of \$5,148 applicable to February 2023 was posted to this report.
4. Miscellaneous expense of \$5 was paid for website hosting.
5. Legal expense was \$3,063 in March for AUSF sunset planning and Board nominations.
6. Bank fee expense was \$229 in March.
7. Notices fee expense was \$61 in March.
8. The cash sweep in March was \$8,599. The estimated sweep for expenditures in April 2023 is \$8,478.

Alaska Universal Service Administrative Company
 AUSF Cash Balances in Banks
 April 26, 2023

Bank	Type	Next Mature Date	Avg Rate	4/21/2023
Edward Jones CD		Closed		\$0.00
	Interest Earned		0.00%	\$0.00
	Fees			\$0.00
	<u>Total</u>			\$0.00
Funds transferred to FNBA				\$0.00
Remaining Balance				\$0.00
First National Bank Alaska	R&D Acct/RP	Daily	Varies	\$1,130,363.84
FNBA	<u>Total</u>			\$1,130,363.84
Total AUSF Cash Balances in Banks				\$1,130,363.84
Out of Period Adjustments				(\$23,704.56)
Total Available Balance				\$1,106,659.28

Alaska Exchange Carriers Association

810 N Street, Suite 204
Anchorage, AK 99501

Invoice

Date	Invoice #
3/31/2023	334

Bill To
AUSAC 810 N Street 204 Anchorage, AK 99501

Quantity	Item Code	Description	Price Each	Amount
1	Tariff	(630-10) Prepare Tariff and Forms R-21-001	90.19	90.19
3.25	Post Remit.	(610-40) Post remittance forms and prepare monthly reports.	90.19	293.12
0.25	Nomination work	(625-12) Work associated with the AUSAC Board nominations.	90.19	22.55
1.5	Board Meeting	(605-05) Prepare for and attend Board of Directors meetings.	90.19	135.29
2	Tariff	(630-10) Prepare Tariff and Forms R-21-001	90.19	180.38
0.5	Dist. of Funds	(610-25) Distribution of Funds	90.19	45.10
0.25	Board Meeting	(605-05) Prepare for and attend Board of Directors meetings.	90.19	22.55
0.75	Board Meeting	(605-05) Prepare for and attend Board of Directors meetings.	90.19	67.64
0.25	Gen. Admin.	(625-05) Administrative work on AUSAC contract D&O	90.19	22.55
1.5	MTG Minutes	(605-10) Draft, Review, Revise & Finalize Minutes	90.19	135.29
0.25	Compliance Audit	(625-60) Compliance Audit per U-98-168.	90.19	22.55
8	Tariff	(630-10) Prepare Tariff and Forms R-21-001	90.19	721.52
1.25	Post Remit.	(610-40) Post remittance forms and prepare monthly reports.	90.19	112.74
0.25	Dist. of Funds	(610-25) Distribution of Funds	90.19	22.55
0.25	Dist. of Funds	(610-25) Distribution of Funds	90.19	22.55
1	Gen. Admin.	(625-05) Administrative work on AUSAC contract financials, office meeting	90.19	90.19
5	Tariff	(630-10) Prepare Tariff and Forms R-21-001	90.19	450.95
0.75	Compliance Audit	(625-60) Compliance Audit per U-98-168.	90.19	67.64
1	Board Meeting	(605-05) Prepare for and attend Board of Directors meetings.	90.19	90.19
0.75	Gen. Admin.	(625-05) Administrative work on AUSAC contract financials, office meeting	90.19	67.64
6.5	Post Remit.	(610-40) Post remittance forms and prepare monthly reports.	90.19	586.24
0.25	Post Remit.	(610-40) Post remittance forms and prepare monthly reports.	90.19	22.55
0.5	Proc/Rmit B&C	(610-40) Processing Remittances & Distributions reversal	90.19	45.10
0.25	Compliance Audit	(625-60) Compliance Audit per U-98-168.	90.19	22.55
1.5	Proc/Rmit B&C	(610-40) Processing Remittances & Distributions reversal	90.19	135.29
1	Annual Public Report	(620-02) Annual Public Reports	90.19	90.19
0.25	Membr Mtgs	(605-05) Prepare for & attend membership group & annual meetings	90.19	22.55
0.5	Gen. Admin.	(625-05) Administrative work on AUSAC contract banking notice	90.19	45.10
Total				

Alaska Exchange Carriers Association

810 N Street, Suite 204
Anchorage, AK 99501

Invoice

Date	Invoice #
3/31/2023	334

Bill To
AUSAC 810 N Street 204 Anchorage, AK 99501

Quantity	Item Code	Description	Price Each	Amount
0.25	Membr Mtgs	(605-05) Prepare for & attend membership group & annual meetings	90.19	22.55
1	Late Fee Invoice	(610-52) Preparation and Issuance of Late Fee Invoice	49.95	49.95
0.5	Dist. of Funds	(610-25) Distribution of Funds	49.95	24.98
0.5	Agenda_Notice	(625-70) Prepare agenda, Notice meetings, Call attendees	49.95	24.98
0.5	Nomination work	(625-12) Work associated with the AUSAC Board nominations.	49.95	24.98
0.5	Agenda_Notice	(625-70) Prepare agenda, Notice meetings, Call attendees	49.95	24.98
0.5	Gen. Admin.	(625-05) Administrative work on AUSAC contract	49.95	24.98
1.5	Nomination work	(625-12) Work associated with the AUSAC Board nominations.	49.95	74.93
0.5	Collections	(610-50) Collection and compliance issues. Company notices.	49.95	24.98
1	Bill & Coll.	(610-10) Reconcile Bank report to remittances, to data entry, audit reports and analyze reports .	49.95	49.95
0.5	Post Remit.	(610-40) Post remittance forms and prepare monthly reports.	49.95	24.98
1	Collections	(610-50) Collection and compliance issues. Company notices.	49.95	49.95
1	Agenda_Notice	(625-70) Prepare agenda, Notice meetings, Call attendees	49.95	49.95
0	Late Fee Invoice	(610-52) Preparation and Issuance of Late Fee Invoice	49.95	0.00
1	Bill & Coll.	(610-10) Reconcile Bank report to remittances, to data entry, audit reports and analyze reports .	49.95	49.95
3	Post Remit.	(610-40) Post remittance forms and prepare monthly reports.	49.95	149.85
0.5	Agenda_Notice	(625-70) Prepare agenda, Notice meetings, Call attendees	49.95	24.98
1	Collections	(610-50) Collection and compliance issues. Company notices.	49.95	49.95
3.5	Post Remit.	(610-40) Post remittance forms and prepare monthly reports.	49.95	174.83
0.5	Mail	(610-26) Open mail, download and print files.	49.95	24.98
2	Bill & Coll.	(610-10) Reconcile Bank report to remittances, to data entry, audit reports and analyze reports .	49.95	99.90
0.5	Mail	(610-26) Open mail, download and print files.	49.95	24.98
0.5	Bill & Coll.	(610-10) Reconcile Bank report to remittances, to data entry, audit reports and analyze reports .	49.95	24.98
0.5	Nomination work	(625-12) Work associated with the AUSAC Board nominations.	49.95	24.98
1.5	Agenda_Notice	(625-70) Prepare agenda, Notice meetings, Call attendees	49.95	74.93
0.5	Bank Dep.	(610-56) Prepare and made deposits at the bank.	49.95	24.98
0.5	Dist. of Funds	(610-25) Distribution of Funds	49.95	24.98
1	Mail	(610-26) Open mail, download and print files.	49.95	49.95
3	Collections	(610-50) Collection and compliance issues. Company notices.	49.95	149.85
Total				

Alaska Exchange Carriers Association

810 N Street, Suite 204
Anchorage, AK 99501

Invoice

Date	Invoice #
3/31/2023	334

Bill To
AUSAC 810 N Street 204 Anchorage, AK 99501

Quantity	Item Code	Description	Price Each	Amount
1	Gen. Admin.	(625-05) Administrative work on AUSAC contract	49.95	49.95
0.5	Mail	(610-26) Open mail, download and print files.	49.95	24.98
0.5	Mail	(610-26) Open mail, download and print files.	49.95	24.98
0.5	Bank Dep.	(610-56) Prepare and made deposits at the bank.	49.95	24.98
0.5	Nomination work	(625-12) Work associated with the AUSAC Board nominations.	49.95	24.98
0.5	Gen. Admin.	(625-05) Administrative work on AUSAC contract	49.95	24.98
0.5	Membr Mtgs	(605-05) Prepare for & attend membership group & annual meetings	49.95	24.98
1	Agenda_Notice	(625-70) Prepare agenda, Notice meetings, Call attendees	49.95	49.95
1	Dist. of Funds	(610-25) Distribution of Funds	49.95	49.95
0.5	Gen. Admin.	(625-05) Administrative work on AUSAC contract	49.95	24.98
0.5	Membr Mtgs	(605-05) Prepare for & attend membership group & annual meetings	49.95	24.98
0.5	Mail	(610-26) Open mail, download and print files.	49.95	24.98
0.5	Gen. Admin.	(625-05) Administrative work on AUSAC contract	49.95	24.98
0.5	Collections	(610-50) Collection and compliance issues. Company notices.	49.95	24.98
0.5	Mail	(610-26) Open mail, download and print files.	49.95	24.98
0.5	Membr Mtgs	(605-05) Prepare for & attend membership group & annual meetings	49.95	24.98
0.5	Mail	(610-26) Open mail, download and print files.	49.95	24.98
1	MonitorRpt	(620-01) Preparation of Monitoring Reports - Quarterly Report	49.95	49.95
0.5	Gen. Admin.	(625-05) Administrative work on AUSAC contract	49.95	24.98
0.5	Compliance Audit	(625-60) Compliance Audit per U-98-168.	49.95	24.98
1	Late Fee Invoice	(610-52) Preparation and Issuance of Late Fee Invoice	49.95	49.95
			Total	\$5,748.39

BRENA, BELL & WALKER, P.C.

The RSD Building
810 N Street, Suite 100
Anchorage, AK 99501
258-2000 phone 258-2001 fax

Alaska Universal Service Admin. Co.
810 N Street, Ste 204
Anchorage, AK 99501
Attn: Keegan Bernier, Executive Director

February 13, 2023
Invoice # 36403

In Reference To: AUSAC General Matters
Our File # 907-001

Professional services

		<u>Hours</u>	<u>Amount</u>
1/26/2023	ASG	Draft petition for renomination-nomination of directors; exchange emails with Ms. K. Bernier regarding same	1.20 450.00
	SNU	Paralegal: Review email from Mr. A. Guerriero regarding nomination petition; review and revise same; prepare and mark exhibits	0.80 132.00
1/27/2023	ASG	Review revised petition for renomination-nomination of directors; email to client regarding same	0.20 75.00
1/30/2023	ASG	Email to Ms. S. Uahinui regarding finalization of nominations petition	0.10 37.50
	SNU	Paralegal: Review email from Mr. Keegan Bernier regarding comments on draft AUSAC nomination petition; revise Exhibit A and petition; finalize and file with RCA; email filed copy to clients; update electronic case file	0.50 82.50
		For professional services rendered	2.80 \$777.00
		Previous balance	\$789.25
2/10/2023		Payment - thank you. Check No. 3221	(\$789.25)

	<u>Amount</u>
Total payments and adjustments	(\$789.25)
<i>BALANCE DUE</i>	<i>\$777.00</i>

Biller Summary				
<u>Name</u>	<u>Hours</u>	<u>Rate</u>	<u>Amount</u>	
Anthony S. Guerriero - Sr. Attorney	1.50	375.00	\$562.50	
Suzanne N. Uahinui - Sr. Paralegal	1.30	165.00	\$214.50	

BRENA, BELL & WALKER, P.C.

The RSD Building
810 N Street, Suite 100
Anchorage, AK 99501
258-2000 phone 258-2001 fax

Alaska Universal Service Admin. Co.
810 N Street, Ste 204
Anchorage, AK 99501
Attn: Keegan Bernier, Executive Director

March 18, 2023
Invoice # 36514

In Reference To: AUSAC General Matters
Our File # 907-001

Professional services

		<u>Hours</u>	<u>Amount</u>
2/13/2023	ASG Telephone conference with Ms. K. Bernier regarding AUSAC sunset planning; review Order R-21-001(7) and related docket documents; telephone conference with Mr. S. Goering (RCA counsel) regarding status timing of process for approval of regulations revision extending sunset date	1.20	450.00
	SNU Paralegal: Review Order U-22-093(1) appointing directors and closing docket; update electronic case file	0.10	16.50
2/14/2023	ASG Follow-up telephone conference with Ms. K. Bernier regarding AUSAC sunset planning and conclusions from telephone conference with Mr. S. Goering	0.20	75.00
2/20/2023	ASG Legal research and analysis regarding corporate dissolution; review AUSAC Articles of Incorporation and Bylaws	0.80	300.00
2/21/2023	ASG Draft memorandum to client regarding AUSAC sunset and dissolution procedures; continued legal research and analysis regarding same	2.50	937.50
	SNU Paralegal: Review email from Mr. A. Guerriero regarding Sunset memo; review and revise same	0.80	132.00

	<u>Hours</u>	<u>Amount</u>
2/27/2023 ASG Attend AUSAC Board meeting (executive session)	1.00	375.00
	<hr/>	<hr/>
For professional services rendered	6.60	\$2,286.00
Previous balance		\$777.00
		<hr/>
<i>BALANCE DUE</i>		<i>\$3,063.00</i>
		<hr/> <hr/>

Biller Summary

<u>Name</u>	<u>Hours</u>	<u>Rate</u>	<u>Amount</u>	
Anthony S. Guerriero - Sr. Attorney	5.70	375.00	\$2,137.50	
Suzanne N. Uahinui - Sr. Paralegal	0.90	165.00	\$148.50	
			<hr/>	
Current	30 Days	60 Days	90 Days	120 Days
2,286.00	777.00	0.00	0.00	0.00
				<hr/>

BRENA, BELL & WALKER, P.C.

The RSD Building
810 N Street, Suite 100
Anchorage, AK 99501
258-2000 phone 258-2001 fax

Alaska Universal Service Admin. Co.
810 N Street, Ste 204
Anchorage, AK 99501
Attn: Keegan Bernier, Executive Director

April 13, 2023
Invoice # 36565

In Reference To: AUSAC General Matters
Our File # 907-001

Professional services

		<u>Hours</u>	<u>Amount</u>
3/21/2023	SNU Paralegal: Review Order U-23-003(1) from RCA; update and organize electronic file	0.30	49.50
3/23/2023	SNU Paralegal: Review email from Mr. A. Guerriero regarding Order U-23-003(1) from RCA; forward same to client	0.10	16.50
3/27/2023	ASG Draft petition for nomination of director to fill vacancy resulting from resignation of Ms. A. Weaver; exchange emails with client regarding same	0.90	337.50
	SNU Paralegal: Review email from Mr. A. Guerriero regarding draft nomination petition; proofread, revise, and email response regarding same; review Mr. A. Guerriero's email regarding exhibits; mark same	0.80	132.00
3/28/2023	ASG Review Erickson & Brooks' audit contract documentation; telephone conference with Ms. K. Bernier regarding same; draft revisions to draft acceptance of Erickson & Brooks' bid proposal	0.80	300.00
3/29/2023	ASG Review Department of Law's memorandum disapproving the RCA's proposed regulations revision extending AUSAC sunset; exchange emails with and	0.60	225.00

		<u>Hours</u>	<u>Amount</u>
	telephone conference with Ms. K. Bernier regarding same		
3/29/2023	SNU Paralegal: Review email from Mr. A. Guerriero regarding nomination petition; review, final, and file same with RCA; review email from RCA accepting filing; distribute RCA-stamped copy to client; update electronic file	1.00	165.00
3/30/2023	ASG Telephone conferences with Mr. S. Goering (RCA counsel) and Ms. K. Bernier regarding AUSAC sunset and way forward	1.20	450.00
3/31/2023	ASG Prepare for and attend AUSAC special Board meeting	1.70	637.50
	For professional services rendered	<u>7.40</u>	<u>\$2,313.00</u>
	Previous balance		\$3,063.00
4/6/2023	Payment - thank you. Check No. 3229		(\$3,063.00)
	Total payments and adjustments		<u>(\$3,063.00)</u>
	<i>BALANCE DUE</i>		<u><u>\$2,313.00</u></u>

Biller Summary

<u>Name</u>	<u>Hours</u>	<u>Rate</u>	<u>Amount</u>
Anthony S. Guerriero - Sr. Attorney	5.20	375.00	\$1,950.00
Suzanne N. Uahinui - Sr. Paralegal	2.20	165.00	\$363.00