

# **Alaska Universal Service Administrative Company**

## **BOARD OF DIRECTORS**

---

### **Meeting Agenda**

---

**Monthly Meeting – Monday October 28, 2024 10:30 a.m.  
Anchorage, Alaska**

**Teleconference: Contact AUSAC for Meeting Link**

- 
- I. Roll Call
  - II. Approval of Agenda
  - III. Public Comment (Limited to 5 Minutes)
  - IV. Approval of Prior Minutes
    - A. September 27, 2024 – Monthly Board Meeting
  - V. AUSF Remittance and Distribution: September 2024
    - A. Quarterly Report Filing – Period Ending September 30, 2024
    - B. Quarterly Review Analysis – Period Ending September 30, 2024
  - VI. Agent Report
    - A. Financial Statements – September 2024
    - B. AECA Invoices – September 2024
  - VII. Unfinished Business
    - A. R-24-001 Reconsideration of Revisions to the Alaska Administrative Code (AAC) – (Status)
    - B. TA43 998 – Revised Filing to Update Address on Record – Status
    - C. TA44-998 – AUSF Budget/Surcharge Calculation Status: Filed October 1, 2024 (Information Only)
  - VIII. New Business
    - A. December 2024 Special Membership Group Meeting – 2025 Seat Terms Ending: CLEC, IXC w/Wholesale
  - IX. Next Meeting/Adjournment
    - A. November 26, 2024 Monthly Meeting - Proposed
    - B. December 27, 2024 Monthly Meeting – Proposed

**ALASKA UNIVERSAL SERVICE  
ADMINISTRATIVE COMPANY**

**Board of Directors**

**Monthly Meeting**

**September 27, 2024**

---

**I. Roll Call**

Board President Juliana Wayman called the meeting to order at approximately 9:00 a.m. Alaska time.

She then asked Keegan Bernier to call roll:

Juliana Wayman, President – CLEC (virtual)  
Steve Kramer, Board Vice President– ILEC (virtual)  
Eric Hoffman, Secretary/Treasurer – ACS (virtual)  
David Collier- IXC w/Wholesale Tariff (virtual, joined at 9:06)  
Laura Kompkoff – Other Telecom Provider (teleconference)  
Lisa Koker – ILEC (virtual, joined at 9:09)  
Sarah Sandbak – Wireless (virtual)

Members present through proxy:

The members attending represented a quorum.

Members absent:

Others present:

Keegan Bernier, AUSAC Agent (virtual)

**II. Approval of Agenda**

**Motion by Laura Kompkoff, seconded by Steve Kramer, that the Board approves the agenda.**

**Motion passed, unopposed.**

**III. Public Comments**

There were no public comments.

IV.A.

#### **IV. Approval of Prior Minutes**

A. August 27, 2024 Meeting

**Motion, by Steve Kramer, seconded by Sarah Sandbak, that the minutes from the August 27, 2024 meeting be approved, as amended.**

**Motion passed, unopposed.**

Dave Collier joined the meeting at 9:06 am.

#### **V. AUSF Remittance and Distribution Report**

Board President Juliana Wayman asked Ms. Bernier to present the August 2024 AUSF Remittance and Distribution Report.

Ms. Bernier proceeded to lead a brief review of the current disbursements and the distribution shortage. She noted that the accrual for operating expenses has been increased to \$2,000 to cover AUSAC operating costs.

Lisa Koker joined the meeting at 9:09 a.m.

Ms. Bernier continued with a review of the reported revenue noting that the majority of companies that did not report this month were all under a single consultant who is changing their reporting process and overall the revenues were generally lower this month.

The support funds are scheduled to be distributed on September 30, 2024. A copy of the distribution report was included in the packet labeled V.

**Motion, by Lisa Koker, seconded by Dave Collier, that the Board approves the August 2024 AUSF Remittance and Distribution Report and authorizes the distribution of funds on or about September 30, 2024 in the amount of \$1,022,668.10.**

**Motion passed, unopposed.**

#### **VI. Agent Report**

Board President Juliana Wayman asked Ms. Bernier to present the monthly administrative report, along with the financial reports for August.

There were two items for the Board to consider, the invoice from AECA for August 2024 services and the payment of the invoice from Queryon for the August 2024 work on the database. Ms. Bernier presented that the database project will be a little over budget, as was expected during the bid award phase, and will be covered by the legal and directors expense categories.

## **VI. Agent Report Con't**

### **BOARD ACTION REQUEST #1:**

**Motion, by Dave Collier, seconded by Sarah Sandbak that the Board approve payment for invoice number 351, from AECA, for August 2024 administrative services for a total of \$6,108.56.**

**Motion passed, unopposed.**

### **BOARD ACTION REQUEST #2:**

**Motion, by Steve Kramer, seconded by Dave Collier that the Board approve payment for the invoice from Queryon, for August 2024 work on the transition of the database to the cloud, for a total of \$4,587.00.**

**Motion passed, unopposed.**

## **VII. Unfinished Business**

### **A. R-24-001(2) Reconsideration of Revisions to the Alaska Administrative Code**

Ms. Bernier notified the Board that there has been action from the RCA (Regulatory Commission of Alaska) at this time.

### **B. Tarif 998 – Revised Filing to Update Address on Record**

Board President Juliana Wayman asked Ms. Bernier to present on the Tarif 998 status. Ms. Bernier provided a detailed review of the draft AUSAC responses to the questions received from RCA staff. The Board discussed the RCA questions and the certification of AUSAC and related tariff regulations. The Board provided edits to the draft responses and made changes to the tariff sheets to list the physical location of the tariff as the RCA address.

Board President Juliana Wayman and Keegan Bernier will call David Parrish, with the RCA, to discuss the possibility of listing the physical location of the tariff at the RCA and will proceed with filing a supplemental tariff filing.

Laura Kompkoff left the meeting at 9:40 am and proxied to Steve Kramer.

**Motion, by Steve Kramer, seconded by Dave Collier that the Board approve that Juliana Wayman and Keegan Bernier move forward with working with David Parrish to solve the tariff on inspection issue, as discussed during this meeting.**

**Motion passed, unopposed.**

## **VIII. New Business – Executive Session**

### **A. Review 2024 Audit Bids**

### **B. AUSF 2025 Budget Draft**

### **C. AUSF Surcharge Calculation 2025**

Motion, by Lisa Koker, seconded by Steve Kramer, that the AUSAC Board go into executive session based on the fact that the Board will discuss agenda items VIII.A. Review 2024 Audit Bids, VIII.B. AUSF 2025 Budget Draft, VIII.C. AUSF Surcharge Calculation 2025. The exception to the Open Meetings Act allows discussion in executive session for matters, that the immediate knowledge of which would tend to prejudice the reputation and character of any person and would clearly have an adverse effect upon the finances of AUSAC.

Motion passed, unopposed.

The Board went into executive session at 9:50 a.m. and exited at 10:14 a.m.

Motion, by Steve Kramer, seconded by Dave Collier that the Board accept the Alban bid for the 2024 audit.

Motion passed, unopposed.

Motion, by Eric Hoffman, seconded by Steve Kramer that the Board approve the AUSAC 2025 budget in the amount of \$118,116.

Motion passed, unopposed.

Motion, by Steve Kramer, seconded by Dave Collier that the Board approve the AUSF 2025 surcharge calculation as discussed in executive session and approve for filing with the RCA.

Motion passed, unopposed.

## **IX. Next Meeting/Adjournment**

Board President Juliana Wayman adjourned the meeting at approximately 10:18 p.m. The next Board meeting was scheduled for October 28, 2024 at 10:30 a.m. If you plan to call in to attend the meetings, the conference line is 1-877-561-6398.

# AUSAC

## Board of Directors

**Juhana Wayman**  
President  
CLEC  
jwayman@gci.com

**Steve Kramer**  
Vice President  
ILEC  
Steve.k@aptalaska.com

**Eric Hoffman**  
Secretary/Treasurer  
IXC  
eric.hoffman@acsalaska.com

**David Collier**  
Facility-based IXC with  
Wholesale Tariff  
David.collier@att.com

**Lisa Koker**  
ILEC  
lisa@ctcak.net

**Laura Kompkoff**  
Other Telecom Providers  
lkompkoff@cvtc.org

**Sarah Sandbak**  
Wireless Telecom Provider  
sarah@astac.net

## Alaska Universal Service Administrative Company

P. O. Box 241281

Anchorage, Alaska 99524

**To:** Board of Directors  
**From:** Keegan Bernier, Agent  
**Subject:** Remittance and Distribution Report  
**Date:** October 28, 2024

The AUSF Remittance and Distribution Report for September 2024 reflects the following:

\$2,000.00	previous AUSF balance
\$791.65	interest on investments
\$0.00	late fees
<u>\$1,005,601.97</u>	remittances received in current period
<u>\$1,008,393.62</u>	total balance
(\$6,904.82)	current September period support disbursements
(\$999,488.80)	current year (2024) prior period shortage disbursements
(\$0.00)	prior year (2023) prior period shortage disbursements
<b>(\$1,006,393.62)</b>	<b>total support disbursements</b>
\$2,000.00	ending AUSF balance
<u>(\$2,000.00)</u>	LESS: accrual for operating expenses
<u>\$0.00</u>	Available Balance

The distribution of funds is scheduled for October 30, 2024.

The September distribution report reflects the approved 2024 support amounts from TA 42-998 (effective January 1, 2024).

AUSAC has distributed **24.39%** of the total AUSF support estimate for the rate year 2024, page 4.

Distribution Percentage of each Support Element:

AUSAC 2024 Rate Year (Jan-Dec), page 4

**61.06%** of AUSAC's operating budget

**24.04%** of the support requirement for Nonpooled ENS

**24.04%** of the support requirement for Pooled ENS

The September period distribution experienced a shortage of 100% after admin fees, see page 6.

This month, 94.78% of the March 2024 period will be disbursed, see page 6.

This concludes the report for the September 2024 period.

*Remittance and Distribution  
Report*

**Alaska Universal Service Administrative Company**

Intrastate End User Revenues

**Monthly AUSF Remittance**

September-24

	Number of Companies	Local Exchange Revenues	Mobile Revenues	Interexchange Revenues	Pay Telephone Revenues	Other Revenues	Uncollectible Revenues	VoIP Revenues	Total Reported Revenues	Amount Remitted
Total	116	4,925,387.89	4,070,370.63	810,821.03	1,264.00	16,505.94	(52,073.13)	283,729.16	10,056,005.52	1,005,601.97

Adjustments are reflected in the month they are made, not in the month they apply to.



**Alaska Universal Service Administrative Company**

***AUSF Distribution***

**September-24**

Total Distribution	Current Distribution	Current Year Support Shortage Dist.	Prior Year Support Shortage Dist.	Total Distribution
AECA: Pooling Co. CCL	0.00	218,605.83	0.00	218,605.83
ACSA - Ft. Wainwright	0.00	8,636.86	0.00	8,636.86
ACS - Fairbanks	0.00	59,522.38	0.00	59,522.38
ACSA - Juneau	0.00	3,369.48	0.00	3,369.48
ACSN - Glacier State	0.00	123,250.34	0.00	123,250.34
ACSN - Sitka	0.00	8,697.52	0.00	8,697.52
ASTAC	0.00	30,789.96	0.00	30,789.96
CORDOVA	0.00	22,569.71	0.00	22,569.71
CVTC	0.00	101,023.00	0.00	101,023.00
GCI	0.00	87,848.46	0.00	87,848.46
INTERIOR	0.00	49,041.55	0.00	49,041.55
KPU	0.00	41,392.02	0.00	41,392.02
MTA	0.00	229,665.44	0.00	229,665.44
MUKLUK	0.00	15,076.25	0.00	15,076.25
Subtotal	0.00	999,488.80	0.00	999,488.80
AUSAC	6,904.82	0.00	0.00	6,904.82
<b>Total Distribution</b>	<b>\$6,904.82</b>	<b>\$999,488.80</b>	<b>\$0.00</b>	<b>\$1,006,393.62</b>

**Alaska Universal Service Administrative Company**

***AUSF Distribution***

**September-24**

**Distribution This Month** September-24

Total Remittance	\$1,005,601.97
Previous Month AUSF Balance	\$2,000.00
Interest on Investments	\$791.65
Late Fees Received/Misc	\$0.00
Total Funds Collected	\$1,008,393.62
 LESS: Accrual for Operating Expenses*	 (\$2,000.00)
Total Available to Distribute	\$1,006,393.62

	Current Year Support Shortage	Dist.	Prior Year Support Shortage Dist.	Total Distribution
Less:	Current Period			
AUSAC Administrative Sweep	\$6,904.82	\$0.00	\$0.00	\$6,904.82
ENS Nonpooling Co. Support	\$0.00	\$780,882.97	\$0.00	\$780,882.97
ENS Pooling Co. Support	\$0.00	\$218,605.83	\$0.00	\$218,605.83
Distribution This Month	\$6,904.82	\$999,488.80	\$0.00	\$1,006,393.62

Total AUSF Balance \$2,000.00  
**AUSF End of Period Available Balance\*\*** **\$0.00**

\*Accrual for Operating Expenses is an accrual to maintain \$2000 in bank.

\*\*The accrual for operating expenses is removed from the total balance to calculate the available balance.

**Alaska Universal Service Administrative Company**

***AUSF Distribution***

**September-24**

**2024 Year-To-Date Summary for rate in effect Jan 2024**

Total

AUSF FUNDS	
Prior Year Balance	\$1,000.00
YTD Remittance	\$9,196,441.42
YTD Interest on Investments and misc items	\$14,634.51
YTD Prior Year Distribution	\$6,094,317.86
YTD Current Year Distribution	\$3,115,758.07
AUSF Balance	\$2,000.00
	\$0.00
AUSAC ADMINISTRATION	
Proposed Budget	\$120,560.00
YTD Distribution	\$73,609.66
% Distributed	61.06%
Essential Network Support - Nonpooling Companies	
Annual Support	\$9,886,996.00
YTD Distribution	\$2,376,776.90
% Distributed	24.04%
Essential Network Support - Pooling Companies	
Annual Support	\$2,767,836.00
YTD Distribution	\$665,371.51
% Distributed	24.04%
TOTAL	
Total Support Estimate	\$12,775,392.00
YTD Distribution	\$3,115,758.07
% Distributed	24.39%
GROSS ANNUAL END USER REVENUES	
Filed Annual End User Revenues	\$122,057,838
YTD End User Revenues (YTD Sep 24)	\$91,626,370
% Reported	75.07%

Alaska Universal Service Administrative Company

**AUSF Distribution**

September-24

	F=A+B-C	A	B	C
AUSF History	Balance	Remittance	Investment Interest and Late Fees	Distribution
1999 Total	286,071.09	3,738,651.25		3,452,580.16
2000 Total	391,714.75	4,009,706.32		3,617,991.57
2001 Total	(341,527.65)	1,234,183.32	27,963.38	1,603,674.35
2002 Total	(99,223.12)	1,768,702.77	7,454.15	1,875,380.04
2003 Total	(5,655.00)	2,170,950.12	2,504.32	2,179,109.44
2004 Total	55,383.76	3,075,113.32	1,654.81	3,021,384.37
2005 Total	32,434.40	3,361,183.54	7,512.14	3,336,261.28
2006 Total	475,993.97	4,288,029.01	24,212.01	3,836,247.05
2007 Total	956,193.52	4,719,544.95	43,790.66	3,807,142.09
2008 Total	(1,095,207.89)	3,040,932.59	23,530.75	4,159,671.23
2009 Total	(434,340.88)	3,923,388.25	8,761.29	4,366,490.42
2010 Total	472,419.01	5,037,854.71	1,494.26	4,566,929.96
2011 Total	1,448,846.05	16,584,300.28	2,079.79	15,137,534.02
2012 Total	415,458.70	30,631,836.49	4,800.55	30,221,178.34
2013 Total	274,031.14	29,505,235.91	5,480.99	29,236,685.76
2014 Total	(1,300,851.43)	27,053,757.73	4,810.31	28,359,419.47
2015 Total	(925,825.50)	26,689,956.54	3,918.53	27,619,700.57
2016 Total	(600,027.42)	26,898,008.03	1,318.29	27,499,353.74
2017 Total	(4,887.50)	27,788,850.61	3,532.67	27,797,270.78
2018 Total	6,847,260.61	36,178,403.61	119,501.14	29,450,644.14
2019 Total	(6,847,260.61)	15,858,521.14	95,582.97	22,801,364.72
2020 Total	0.00	14,424,848.97	4,362.87	14,429,211.84
2021 Total	0.00	13,522,151.30	4,090.65	13,526,241.95
2022 Total	0.00	13,149,188.57	123,414.48	13,272,603.05
2023 Total	(0.00)	12,590,317.92	6,218.16	12,596,536.08
Year End 2023 AUSF	\$1,000.00	\$331,243,617.25	\$527,989.17	\$331,770,606.42
<b>2024</b>				
January	0.00	827,818.34	902.14	828,720.48
February	0.00	1,199,169.54	639.63	1,199,809.17
March	0.00	1,018,322.83	4,295.04	1,022,617.87
April	0.00	1,024,241.74	1,023.56	1,025,265.30
May	0.00	1,007,156.60	4,285.70	1,011,442.30
June	0.00	1,057,685.37	913.62	1,058,598.99
July	0.00	1,033,628.06	932.04	1,034,560.10
August	1,000.00	1,022,816.97	851.13	1,022,668.10
September	0.00	1,005,601.97	791.65	1,006,393.62
October	0.00	0.00	0.00	0.00
November	0.00	0.00	0.00	0.00
December	0.00	0.00	0.00	0.00
2024 AUSF Subtotal	\$1,000.00	\$9,196,441.42	\$14,634.51	\$9,210,075.93
Total AUSF to Date	\$2,000.00	\$340,440,058.67	\$542,623.68	\$340,980,682.35

Alaska Universal Service Administrative Company

**AUSF Distribution**

**September-24**

Support Shortage Detail								
Distribution Priority	Support Period		AUSAC Admin Fee	ENS Nonpooling Support	ENS Pooling Support	Adjustments	Totals	
Month 7 (Dropped from Shortage List)	February-24	Support Shortage		(34,402.62)	(9,630.91)	-	(44,033.53)	
		Shortage Paid		-	-	-	-	
		% Payment						
		Remaining Support Not Recoverable			(34,402.62)	(9,630.91)	-	(44,033.53)
Month 6 (Oldest)	March-24	Support Shortage		(823,916.41)	(230,652.91)	-	(1,054,569.32)	
		Shortage Paid		780,882.97	218,605.83	-	999,488.80	
		% Payment		94.78%	94.78%	94.78%	94.78%	
		Remaining Support Shortage		(43,033.44)	(12,047.08)	-	(55,080.52)	
Month 5	April-24	Support Shortage		(823,916.41)	(230,652.91)	-	(1,054,569.32)	
		Shortage Paid		-	-	-	-	
		% Payment		0.00%	0.00%	0.00%	0.00%	
		Remaining Support Shortage		(823,916.41)	(230,652.91)	-	(1,054,569.32)	
Month 4	May-24	Support Shortage		(823,916.41)	(230,652.91)	-	(1,054,569.32)	
		Shortage Paid		-	-	-	-	
		% Payment		0.00%	0.00%	0.00%	0.00%	
		Remaining Support Shortage		(823,916.41)	(230,652.91)	-	(1,054,569.32)	
Month 3	June-24	Support Shortage		(823,916.41)	(230,652.91)	-	(1,054,569.32)	
		Shortage Paid		-	-	-	-	
		% Payment		0.00%	0.00%	0.00%	0.00%	
		Remaining Support Shortage		(823,916.41)	(230,652.91)	-	(1,054,569.32)	
Month 2	July-24	Support Shortage		(823,916.41)	(230,652.91)	-	(1,054,569.32)	
		Shortage Paid		-	-	-	-	
		% Payment		0.00%	0.00%	0.00%	0.00%	
		Remaining Support Shortage		(823,916.41)	(230,652.91)	-	(1,054,569.32)	
Month 1 (Newest)	August-24	Support Shortage		(823,916.41)	(230,652.91)	-	(1,054,569.32)	
		Shortage Paid		-	-	-	-	
		% Payment		0.00%	0.00%	0.00%	0.00%	
		Remaining Support Shortage		(823,916.41)	(230,652.91)	-	(1,054,569.32)	
Current Period	September-24	Current Support Due	(6,904.82)	(823,916.41)	(230,652.91)	-	(1,061,474.14)	
		Current Distribution Paid	6,904.82	-	-	-	6,904.82	
		% Payment	100.00%	0.00%	0.00%	0.00%	0.00%	
		Support Shortage	-	(823,916.41)	(230,652.91)	-	(1,054,569.32)	
Total Distribution			6,904.82	780,882.97	218,605.83	-	1,006,393.62	
Total Support Shortage			-	(4,986,531.90)	(1,395,964.54)	-	(6,382,496.44)	

Alaska Universal Service Administrative Company

**AUSF Distribution**

September-24

Current Distribution by Company	Distribution Breakdown										
	Monthly Support	Percent of Support	Support Distribution Made on October 30, 2024							Total Shortage Distribution	Current Period
			Mar 2024 Period	Apr 2024 Period	May 2024 Period	Jun 2024 Period	Jul 2024 Period	Aug 2024 Period			
			Pool ENS Dist	NP ENS Dist							
<b>ENS</b>											
<b>Pooled</b>											
AECA: Pooling Co. ENS	\$229,967.00	100.00%	218,605.83	-	-	-	-	-	218,605.83	-	
<b>Pooled Subtotal</b>	\$ 229,967.00	100.00%	218,605.83	-	-	-	-	-	218,605.83	-	
<b>NonPooled</b>											
ACSA - Ft. Wainwright	\$ 9,112.83	1.11%	8,636.86	-	-	-	-	-	8,636.86	-	
ACS - Fairbanks	62,802.58	7.62%	59,522.38	-	-	-	-	-	59,522.38	-	
ACSA - Juneau	3,555.17	0.43%	3,369.48	-	-	-	-	-	3,369.48	-	
ACSN - Glacier State	130,042.50	15.78%	123,250.34	-	-	-	-	-	123,250.34	-	
ACSN - Sitka	9,176.83	1.11%	8,697.52	-	-	-	-	-	8,697.52	-	
ASTAC	32,486.75	3.94%	30,789.96	-	-	-	-	-	30,789.96	-	
CORDOVA	23,813.50	2.89%	22,569.71	-	-	-	-	-	22,569.71	-	
CVTC	106,590.25	12.94%	101,023.00	-	-	-	-	-	101,023.00	-	
INTERIOR	51,744.17	6.28%	49,041.55	-	-	-	-	-	49,041.55	-	
KPU	43,673.08	5.30%	41,392.02	-	-	-	-	-	41,392.02	-	
MTA	242,322.00	29.41%	229,665.44	-	-	-	-	-	229,665.44	-	
MUKLUK	15,907.08	1.93%	15,076.25	-	-	-	-	-	15,076.25	-	
GCI	92,689.67	11.25%	87,848.46	-	-	-	-	-	87,848.46	-	
<b>NonPooled Subtotal</b>	\$ 823,916.41	100.00%	780,882.97	-	-	-	-	-	780,882.97	-	
<b>ENS Distribution Total</b>	\$ 1,053,883.41		999,488.80	-	-	-	-	-	999,488.80	-	

Alaska Universal Service Administrative Company

**AUSF Distribution**

September-24

Current Distribution by Company	ENS					Total Distribution
	Current Support Due	Current Support Distribution	Current Month Support Shortage	Current Year Support Shortage Dist	Prior Year Support Shortage Dist & Adjustments	
AECA: Pooling Co. ENS	229,967.00	0.00	(229,967.00)	218,605.83	0.00	218,605.83
ACSA - Ft. Wainwright	9,112.83	0.00	(9,112.83)	8,636.86	0.00	8,636.86
ACS - Fairbanks	62,802.58	0.00	(62,802.58)	59,522.38	0.00	59,522.38
ACSA - Juneau	3,555.17	0.00	(3,555.17)	3,369.48	0.00	3,369.48
ACSN - Glacier State	130,042.50	0.00	(130,042.50)	123,250.34	0.00	123,250.34
ACSN - Sitka	9,176.83	0.00	(9,176.83)	8,697.52	0.00	8,697.52
ASTAC	32,486.75	0.00	(32,486.75)	30,789.96	0.00	30,789.96
CORDOVA	23,813.50	0.00	(23,813.50)	22,569.71	0.00	22,569.71
CVTC	106,590.25	0.00	(106,590.25)	101,023.00	0.00	101,023.00
INTERIOR	51,744.17	0.00	(51,744.17)	49,041.55	0.00	49,041.55
KPU	43,673.08	0.00	(43,673.08)	41,392.02	0.00	41,392.02
MTA	242,322.00	0.00	(242,322.00)	229,665.44	0.00	229,665.44
MUKLUK	15,907.08	0.00	(15,907.08)	15,076.25	0.00	15,076.25
GCI	92,689.67	0.00	(92,689.67)	87,848.46	0.00	87,848.46
<b>Total Current Distribution</b>	<b>\$1,053,883.41</b>	<b>\$0.00</b>	<b>(\$1,053,883.41)</b>	<b>\$999,488.80</b>	<b>\$0.00</b>	<b>\$999,488.80</b>

Alaska Universal Service Administrative Company

**AUSF Distribution**

September-24

Nonpooling Companies - ENS	ENS Support			Jan-24		Feb-24		Mar-24			
	Company	Annual 2024*	1/12 Annual	Percent of Support	Distribution Total	Remaining Shortage	Distribution Total	Remaining Shortage	Shortage Dist 10/30/24	Distribution Total	Remaining Shortage
NonPooling Company ENS Distribution					806,380.14		789,513.79		780,882.97	780,882.97	
ACS-FTW	109,354	9,112.83	1.11%	8,918.88	(193.95)	8,732.32	(380.51)	8,636.86	8,636.86	(475.97)	
ACS-Fairbanks	753,631	62,802.58	7.62%	61,465.89	(1,336.69)	60,180.26	(2,622.32)	59,522.38	59,522.38	(3,280.20)	
ACS-Juneau	42,662	3,555.17	0.43%	3,479.50	(75.67)	3,406.72	(148.45)	3,369.48	3,369.48	(185.69)	
ACS-GST	1,560,510	130,042.50	15.78%	127,274.67	(2,767.83)	124,612.58	(5,429.92)	123,250.34	123,250.34	(6,792.16)	
ACS-Sitka	110,122	9,176.83	1.11%	8,981.51	(195.32)	8,793.65	(383.18)	8,697.52	8,697.52	(479.31)	
ASTAC	389,841	32,486.75	3.94%	31,795.30	(691.45)	31,130.27	(1,356.48)	30,789.96	30,789.96	(1,696.79)	
Cordova	285,762	23,813.50	2.89%	23,306.65	(506.85)	22,819.17	(994.33)	22,569.71	22,569.71	(1,243.79)	
CVTC	1,279,083	106,590.25	12.94%	104,321.58	(2,268.67)	102,139.58	(4,450.67)	101,023.00	101,023.00	(5,567.25)	
Interior	620,930	51,744.17	6.28%	50,642.84	(1,101.33)	49,583.59	(2,160.58)	49,041.55	49,041.55	(2,702.62)	
KPU	524,077	43,673.08	5.30%	42,743.54	(929.54)	41,849.51	(1,823.57)	41,392.02	41,392.02	(2,281.06)	
MTA	2,907,864	242,322.00	29.41%	237,164.41	(5,157.59)	232,203.85	(10,118.15)	229,665.44	229,665.44	(12,656.56)	
Mukluk	190,885	15,907.08	1.93%	15,568.51	(338.57)	15,242.88	(664.20)	15,076.25	15,076.25	(830.83)	
GCI	1,112,276	92,689.67	11.25%	90,716.86	(1,972.81)	88,819.41	(3,870.26)	87,848.46	87,848.46	(4,841.21)	
<b>Total</b>	<b>\$ 9,886,997.00</b>	<b>\$ 823,916.41</b>	<b>100.00%</b>	<b>\$806,380.14</b>	<b>(\$17,536.27)</b>	<b>\$789,513.79</b>	<b>(\$34,402.62)</b>	<b>\$780,882.97</b>	<b>\$780,882.97</b>	<b>(\$43,033.44)</b>	

\* From TA42-998 filed 10/02/2023 - effective January 1, 2024.



Alaska Universal Service Administrative Company

**AUSF Distribution**

September-24

Nonpooling Companies - ENS	ENS Support			Jul-24		Aug-24		Sep-24			YTD ENS Support	YTD ENS Shortage Drop Off (Not Paid)
	Company	Annual 2024*	1/12 Annual	Percent of Support	Distribution Total	Remaining Shortage	Distribution Total	Remaining Shortage	Original Distribution	Distribution Total		
Nonpooling Company ENS Distribution					0.00		0.00		0.00	0.00		
ACS-FTW	109,354	9,112.83	1.11%	0.00	(9,112.83)	0.00	(9,112.83)	0.00	0.00	(9,112.83)	26,288.06	(574.46)
ACS-Fairbanks	753,631	62,802.58	7.62%	0.00	(62,802.58)	0.00	(62,802.58)	0.00	0.00	(62,802.58)	181,168.53	(3,959.01)
ACS-Juneau	42,662	3,555.17	0.43%	0.00	(3,555.17)	0.00	(3,555.17)	0.00	0.00	(3,555.17)	10,255.70	(224.12)
ACS-GST	1,560,510	130,042.50	15.78%	0.00	(130,042.50)	0.00	(130,042.50)	0.00	0.00	(130,042.50)	375,137.59	(8,197.75)
ACS-Sitka	110,122	9,176.83	1.11%	0.00	(9,176.83)	0.00	(9,176.83)	0.00	0.00	(9,176.83)	26,472.68	(578.50)
ASTAC	389,841	32,486.75	3.94%	0.00	(32,486.75)	0.00	(32,486.75)	0.00	0.00	(32,486.75)	93,715.53	(2,047.93)
Cordova	285,762	23,813.50	2.89%	0.00	(23,813.50)	0.00	(23,813.50)	0.00	0.00	(23,813.50)	68,695.53	(1,501.18)
CVTC	1,279,083	106,590.25	12.94%	0.00	(106,590.25)	0.00	(106,590.25)	0.00	0.00	(106,590.25)	307,484.16	(6,719.34)
Interior	620,930	51,744.17	6.28%	0.00	(51,744.17)	0.00	(51,744.17)	0.00	0.00	(51,744.17)	149,267.98	(3,261.91)
KPU	524,077	43,673.08	5.30%	0.00	(43,673.08)	0.00	(43,673.08)	0.00	0.00	(43,673.08)	125,985.07	(2,753.11)
MTA	2,907,864	242,322.00	29.41%	0.00	(242,322.00)	0.00	(242,322.00)	0.00	0.00	(242,322.00)	699,033.70	(15,275.74)
Mukluk	190,885	15,907.08	1.93%	0.00	(15,907.08)	0.00	(15,907.08)	0.00	0.00	(15,907.08)	45,887.64	(1,002.77)
GCI	1,112,276	92,689.67	11.25%	0.00	(92,689.67)	0.00	(92,689.67)	0.00	0.00	(92,689.67)	267,384.73	(5,843.07)
<b>Total</b>	<b>\$ 9,886,997.00</b>	<b>\$ 823,916.41</b>	<b>100.00%</b>	<b>\$0.00</b>	<b>(\$823,916.41)</b>	<b>\$0.00</b>	<b>(\$823,916.41)</b>	<b>\$0.00</b>	<b>\$0.00</b>	<b>(\$823,916.41)</b>	<b>\$2,376,776.90</b>	<b>(\$51,938.89)</b>

\* From TA42-998 filed 10/02/2023 - effective January 1, 2024.

Alaska Universal Service Administrative Company

**AUSF Distribution**

September-24

POOLING Companies - ENS 1st & 2nd Qtr	ENS Support		Percent of Support	Jan-24		Feb-24		Mar-24		
	Annual 2024**	1/12 Annual		Distribution Total	Remaining Shortage	Distribution Total	Remaining Shortage	Shortage Dist 10/30/23	Distribution Total	Remaining Shortage
Pooling Company ENS Distributions				225,743.68		221,022.00		218,605.83	218,605.83	
Adak Eagle Enterprises	278,695.00	23,224.58	10.07%	22,730.28	(494.30)	22,254.83	(969.75)	22,011.55	22,011.55	(1,213.03)
ATC	430,988.00	35,915.67	15.57%	35,151.25	(764.42)	34,416.01	(1,499.66)	34,039.78	34,039.78	(1,875.89)
BBTC	166,489.00	13,874.08	6.02%	13,578.78	(295.30)	13,294.77	(579.31)	13,149.44	13,149.44	(724.64)
Bettles	2,053.00	171.08	0.07%	167.43	(3.65)	163.94	(7.14)	162.14	162.14	(8.94)
Bush-Tell	128,201.00	10,683.42	4.63%	10,456.03	(227.39)	10,237.33	(446.09)	10,125.42	10,125.42	(558.00)
Nushagak	209,977.00	17,498.08	7.59%	17,125.65	(372.43)	16,767.45	(730.63)	16,584.15	16,584.15	(913.93)
OTZ	296,258.00	24,688.17	10.70%	24,162.70	(525.47)	23,657.32	(1,030.85)	23,398.70	23,398.70	(1,289.47)
Summit	123,320.00	10,276.67	4.46%	10,057.94	(218.73)	9,847.57	(429.10)	9,739.92	9,739.92	(536.75)
United KUC	122,223.00	10,185.25	4.42%	9,968.47	(216.78)	9,759.96	(425.29)	9,653.27	9,653.27	(531.98)
United Utilities	746,005.00	62,167.08	26.95%	60,843.91	(1,323.17)	59,571.29	(2,595.79)	58,920.07	58,920.07	(3,247.01)
Yukon	33,833.00	2,819.42	1.22%	2,759.41	(60.01)	2,701.70	(117.72)	2,672.16	2,672.16	(147.26)
Subtotal	\$ 2,538,042.00	\$ 211,503.50	91.70%	207,001.85	(4,501.65)	202,672.17	(8,831.33)	200,456.60	200,456.60	(11,046.90)
Average Schedule Companies										
Circle Telephone Co.	13,740.00	1,145.00	0.50%	1,120.63	(24.37)	1,097.19	(47.81)	1,085.20	1,085.20	(59.80)
North Country Telephone	36,562.00	3,046.83	1.32%	2,981.98	(64.85)	2,919.61	(127.22)	2,887.69	2,887.69	(159.14)
Subtotal	50,302.00	4,191.83	1.82%	4,102.61	(89.22)	4,016.80	(175.03)	3,972.89	3,972.89	(218.94)
Company subtotal	2,588,344.00	215,695.33		211,104.46		206,688.97		204,429.49	204,429.49	
AECA ENS Admin fee	179,491.00	14,957.58	6.48%	14,639.22	(318.36)	14,333.03	(624.55)	14,176.34	14,176.34	(781.24)
Total	\$2,767,835.00	\$230,652.91	100.00%	\$225,743.68	(\$4,909.23)	\$221,022.00	(\$9,630.91)	\$218,605.83	\$218,605.83	(\$12,047.08)

\*\*From TA41-998 filed 08/01/2023 - effective July 1, 2023, AECA Admin fee from U-21-008 filed 1/04/2023

Total ENS including Nonpooling and Pooling

\$1,032,123.82

\$1,010,535.79

\$999,488.80

\$999,488.80

Alaska Universal Service Administrative Company

**AUSF Distribution**

September-24

POOLING Companies - ENS 3rd & 4th Qtr	ENS Support		Percent of Support	Jul-24		Aug-24		Sep-24			YTD ENS Support	YTD ENS Shortage Drop Off (Not Paid)
	Annual 2024**	1/12 Annual		Distribution Total	Remaining Shortage	Distribution Total	Remaining Shortage	Original Distribution	Distribution Total	Remaining Shortage		
Pooling Company ENS Distributions				0.00		0.00		0.00	0.00	0.00		
Adak Eagle Enterprises	278,695.00	23,224.58	10.10%	0.00	(23,224.58)	0.00	(23,224.58)	0.00	0.00	(23,224.58)	66,996.66	(1,464.05)
ATC	430,988.00	35,915.67	15.62%	0.00	(35,915.67)	0.00	(35,915.67)	0.00	0.00	(35,915.67)	103,607.04	(2,264.08)
BBTC	166,489.00	13,874.08	6.03%	0.00	(13,874.08)	0.00	(13,874.08)	0.00	0.00	(13,874.08)	40,022.99	(874.61)
Bettles	2,053.00	171.08	0.07%	0.00	(171.08)	0.00	(171.08)	0.00	0.00	(171.08)	493.51	(10.79)
Bush-Tell	128,201.00	10,683.42	4.65%	0.00	(10,683.42)	0.00	(10,683.42)	0.00	0.00	(10,683.42)	30,818.78	(673.48)
Nushagak	209,977.00	17,498.08	7.61%	0.00	(17,498.08)	0.00	(17,498.08)	0.00	0.00	(17,498.08)	50,477.25	(1,103.06)
OTZ	296,258.00	24,688.17	10.74%	0.00	(24,688.17)	0.00	(24,688.17)	0.00	0.00	(24,688.17)	71,218.72	(1,556.32)
Summit	123,320.00	10,276.67	4.47%	0.00	(10,276.67)	0.00	(10,276.67)	0.00	0.00	(10,276.67)	29,645.43	(647.83)
United KUC	122,223.00	10,185.25	4.43%	0.00	(10,185.25)	0.00	(10,185.25)	0.00	0.00	(10,185.25)	29,381.70	(642.07)
United Utilities	746,005.00	62,167.08	27.03%	0.00	(62,167.08)	0.00	(62,167.08)	0.00	0.00	(62,167.08)	179,335.27	(3,918.96)
Yukon	33,833.00	2,819.42	1.23%	0.00	(2,819.42)	0.00	(2,819.42)	0.00	0.00	(2,819.42)	8,133.27	(177.73)
Subtotal	\$ 2,538,042.00	\$ 211,503.50	91.97%	0.00	(211,503.50)	0.00	(211,503.50)	0.00	0.00	(211,503.50)	610,130.62	(13,332.98)
Average Schedule Companies												
Circle Telephone Co.	13,740.00	1,145.00	0.50%	0.00	(1,145.00)	0.00	(1,145.00)	0.00	0.00	(1,145.00)	3,303.02	(72.18)
North Country Telephone	36,562.00	3,046.83	1.32%	0.00	(3,046.83)	0.00	(3,046.83)	0.00	0.00	(3,046.83)	8,789.28	(192.07)
Subtotal	50,302.00	4,191.83	1.82%	0.00	(4,191.83)	0.00	(4,191.83)	0.00	0.00	(4,191.83)	12,092.30	(264.25)
Company subtotal	2,588,344.00	215,695.33		0.00		0.00		0.00	0.00		622,222.92	
AECA ENS Admin fee	171,260.00	14,271.67	6.21%	0.00	(14,271.67)	0.00	(14,271.67)	0.00	0.00	(14,271.67)	43,148.59	(942.91)
Total	\$2,759,604.00	\$229,967.00	100.00%	\$0.00	(\$229,967.00)	\$0.00	(\$229,967.00)	\$0.00	\$0.00	(\$229,967.00)	\$665,371.51	(\$14,540.14)

\*\*From TA41-998 filed 08/01/2023 - effective July 1, 2023, AECA Admin fee from U-23-001 filed 10/13/2023

Total ENS including Nonpooling and Pooling

\$0.00

\$0.00

\$0.00

\$0.00

**Alaska Universal Service Administrative Company**

Intrastate End User Revenues - Trends

***AUSF Distribution***

**September-24**

Date	# of Cos.	Local	Wireless	IXC	Payphone	Other	Uncollectible	VOIP	Total Revenue
Jan-23	121	5,139,531	4,086,851	828,340	1,264	12,725	(23,881)	317,040	10,361,869
Feb-23	121	5,092,394	3,862,478	855,229	1,577	12,079	(22,223)	291,108	10,092,642
Mar-23	118	5,239,586	4,246,729	829,241	1,530	12,814	(24,309)	369,910	10,675,502
Apr-23	121	5,159,692	3,909,652	884,646	1,554	10,795	(19,261)	333,541	10,280,618
May-23	124	5,163,534	4,101,970	852,481	1,554	10,674	(18,686)	384,370	10,495,896
Jun-23	122	5,140,075	4,223,441	833,126	1,554	12,994	(23,250)	353,739	10,541,679
Jul-23	122	5,193,568	4,143,483	954,431	1,554	12,934	(20,657)	403,425	10,688,738
Aug-23	122	5,145,190	4,186,235	874,451	1,554	15,741	(20,608)	420,944	10,623,507
Sep-23	124	5,105,729	4,077,862	944,497	1,554	18,830	(21,755)	358,392	10,485,108
Oct-23	124	5,080,186	4,196,772	914,355	1,554	13,452	(21,145)	363,973	10,549,146
Nov-23	126	5,075,682	4,113,231	878,359	1,554	13,655	(20,085)	376,853	10,439,249
Dec-23	128	5,133,209	4,195,000	810,236	1,554	12,801	(23,244)	346,119	10,475,676
YTD Total 2023		\$ 61,668,375	\$ 49,343,703	\$ 10,459,392	\$ 18,357	\$ 159,494	\$ (259,104)	\$ 4,319,413	\$ 125,709,631

Adjustments to prior periods are reflected in the period they apply to, not the period in which they were made.

Date	# of Cos.	Local	Wireless	IXC	Payphone	Other	Uncollectible	VOIP	Total Revenue
Jan-24	127	5,007,786	4,181,909	777,388	1,554	9,727	(19,752)	317,899	10,276,511
Feb-24	125	4,933,892	3,823,487	838,593	1,554	12,758	(15,455)	337,346	9,932,174
Mar-24	124	5,043,514	4,079,122	720,595	1,554	13,499	(15,671)	345,387	10,188,000
Apr-24	124	5,037,083	3,969,307	859,277	1,554	13,043	(15,563)	333,895	10,198,595
May-24	127	5,046,488	4,053,077	777,560	1,554	12,640	(15,739)	365,548	10,241,128
Jun-24	125	5,019,556	3,961,934	867,507	1,554	13,901	(15,182)	322,859	10,172,129
Jul-24	118	5,051,249	4,097,365	872,618	1,554	9,972	(12,225)	335,198	10,355,731
Aug-24	118	4,996,955	4,061,569	838,729	1,554	15,648	(15,351)	323,140	10,222,244
Sep-24	114	4,925,388	4,054,415	810,821	1,264	16,506	(52,073)	283,538	10,039,858
Oct-24									
Nov-24									
Dec-24									
YTD Total 2024		\$ 45,061,911	\$ 36,282,184	\$ 7,363,089	\$ 13,696	\$ 117,694	\$ (177,012)	\$ 2,964,808	\$ 91,626,370

Adjustments to prior periods are reflected in the period they apply to, not the period in which they were made.

**Alaska Universal Service Administrative Company**

Intrastate End User Revenues - Variance Analysis

***AUSF Distribution***

**September-24**

2024 Month over Month - Variances	# of Cos.	Local	Wireless	IXC	Payphone	Other	Uncollectible	VOIP	Total Revenue
Jan	-1%	-2%	0%	-4%	0%	-24%	-15%	-8%	-2%
Feb	-2%	-1%	-9%	8%	0%	31%	-22%	6%	-3%
Mar	-1%	2%	7%	-14%	0%	6%	1%	2%	3%
Apr	0%	0%	-3%	19%	0%	-3%	-1%	-3%	0%
May	2%	0%	2%	-10%	0%	-3%	1%	9%	0%
Jun	-2%	-1%	-2%	12%	0%	10%	-4%	-12%	-1%
Jul	-6%	1%	3%	1%	0%	-28%	-19%	4%	2%
Aug	0%	-1%	-1%	-4%	0%	57%	26%	-4%	-1%
Sep	-3%	-1%	0%	-3%	-19%	5%	239%	-12%	-2%
Oct									
Nov									
Dec									

2024 Year over Year - Variances	# of Cos.	Local	Wireless	IXC	Payphone	Other	Uncollectible	VOIP	Total Revenue
Jan	5%	-3%	2%	-6%	23%	-24%	-17%	0%	-1%
Feb	3%	-3%	-1%	-2%	-1%	6%	-30%	16%	-2%
Mar	5%	-4%	-4%	-13%	2%	5%	-36%	-7%	-5%
Apr	2%	-2%	2%	-3%	0%	21%	-19%	0%	-1%
May	2%	-2%	-1%	-9%	0%	18%	-16%	-5%	-2%
Jun	2%	-2%	-6%	4%	0%	7%	-35%	-9%	-4%
Jul	-3%	-3%	-1%	-9%	0%	-23%	-41%	-17%	-3%
Aug	-3%	-3%	-3%	-4%	0%	-1%	-26%	-23%	-4%
Sep	-8%	-4%	-1%	-14%	-19%	-12%	139%	-21%	-4%
Oct									
Nov									
Dec									
YTD Total*		-3%	-2%	-6%	0%	-2%	-9%	-8%	-3%

\* YTD September

**Alaska Universal Service Administrative Company**  
 Schedule I.A. Disbursement of Universal Service Funds  
 Period Ending September 30, 2024

<b>Quarterly Report</b>	<b>Total YTD 2024</b>	<b>1st Qtr 2024 10%</b>	<b>2nd Qtr 2024 10%</b>	<b>3rd Qtr 2024 10%</b>
1 AUSAC ADMINISTRATION Distribution	73,609.66	21,786.87	27,361.36	24,461.43
2 ENS-Nonpooled Distribution	7,138,159.96	2,366,786.05	2,396,931.50	2,374,442.41
3 ENS-Pooled Distribution	1,998,306.31	662,574.60	671,013.73	664,717.98
4 <b>TOTAL AUSF DISTRIBUTION</b>	<b>9,210,075.93</b>	<b>3,051,147.52</b>	<b>3,095,306.59</b>	<b>3,063,621.82</b>

	<b>YTD 2024</b>
5 Distribution Shortage	\$ 6,382,496.44
6 Cash Working Capital Adjustment Factor	\$ 1,595,924.00
7 Total Estimated AUSF Support (Line 4+5+6)	\$ 17,188,496.37
8 Gross End User Revenues	\$91,626,370.07
9 Calculated AUSF Surcharge Factor (Line 8/9)	18.76%
10 2024 AUSF Surcharge Rate	10.00%
11 Variance	-8.76%

V.A.

**Alaska Universal Service Administrative Company**  
 Schedule I.B. Reported Intrastate End User Revenues  
 Period Ending September 30, 2024

<b>2024 Reported Revenues</b>	Total Reported Revenues	Local Revenue	Wireless Revenue	Interexchange Revenue	Payphone Revenue	Other Revenue	Uncollectible Revenues	VoIP Revenues
Total Revenues 1/1/2024-9/30/2024	\$91,626,370.07	\$45,061,911.34	\$36,282,183.96	\$7,363,089.03	\$13,696.00	\$117,693.79	(\$177,012.25)	\$2,964,808.20

**Alaska Universal Service Administrative Company**  
Schedule I.C. Distribution Shortage  
Period Ending September 30, 2024

Support Shortage Detail								
Distribution Priority	Support Period		AUSAC Admin Fee	ENS Nonpooling Support	ENS Pooling Support	Adjustments	Totals	
Month 7 (Dropped from Shortage List)	February-24	Support Shortage		(34,402.62)	(9,630.91)	-	(44,033.53)	
		Shortage Paid		-	-	-	-	
		% Payment						
		Remaining Support Not Recoverable		(34,402.62)	(9,630.91)	-	(44,033.53)	
Month 6 (Oldest)	March-24	Support Shortage		(823,916.41)	(230,652.91)	-	(1,054,569.32)	
		Shortage Paid		780,882.97	218,605.83	-	999,488.80	
		% Payment		94.78%	94.78%	94.78%	94.78%	
		Remaining Support Shortage		(43,033.44)	(12,047.08)	-	(55,080.52)	
Month 5	April-24	Support Shortage		(823,916.41)	(230,652.91)	-	(1,054,569.32)	
		Shortage Paid		-	-	-	-	
		% Payment		0.00%	0.00%	0.00%	0.00%	
		Remaining Support Shortage		(823,916.41)	(230,652.91)	-	(1,054,569.32)	
Month 4	May-24	Support Shortage		(823,916.41)	(230,652.91)	-	(1,054,569.32)	
		Shortage Paid		-	-	-	-	
		% Payment		0.00%	0.00%	0.00%	0.00%	
		Remaining Support Shortage		(823,916.41)	(230,652.91)	-	(1,054,569.32)	
Month 3	June-24	Support Shortage		(823,916.41)	(230,652.91)	-	(1,054,569.32)	
		Shortage Paid		-	-	-	-	
		% Payment		0.00%	0.00%	0.00%	0.00%	
		Remaining Support Shortage		(823,916.41)	(230,652.91)	-	(1,054,569.32)	
Month 2	July-24	Support Shortage		(823,916.41)	(230,652.91)	-	(1,054,569.32)	
		Shortage Paid		-	-	-	-	
		% Payment		0.00%	0.00%	0.00%	0.00%	
		Remaining Support Shortage		(823,916.41)	(230,652.91)	-	(1,054,569.32)	
Month 1 (Newest)	August-24	Support Shortage		(823,916.41)	(230,652.91)	-	(1,054,569.32)	
		Shortage Paid		-	-	-	-	
		% Payment		0.00%	0.00%	0.00%	0.00%	
		Remaining Support Shortage		(823,916.41)	(230,652.91)	-	(1,054,569.32)	
Current Period	September-24	Current Support Due	(6,904.82)	(823,916.41)	(230,652.91)	-	(1,061,474.14)	
		Current Distribution Paid	6,904.82	-	-	-	6,904.82	
		% Payment	100.00%	0.00%	0.00%	0.00%	0.00%	
		Support Shortage	-	(823,916.41)	(230,652.91)	-	(1,054,569.32)	
Total Distribution			6,904.82	780,882.97	218,605.83	-	1,006,393.62	
Total Support Shortage			-	(4,986,531.90)	(1,395,964.54)	-	(6,382,496.44)	



**Alaska Universal Service Administrative Company**

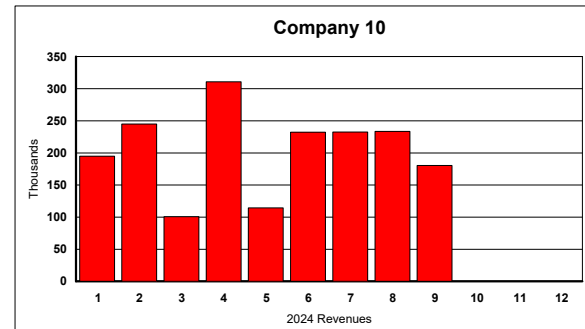
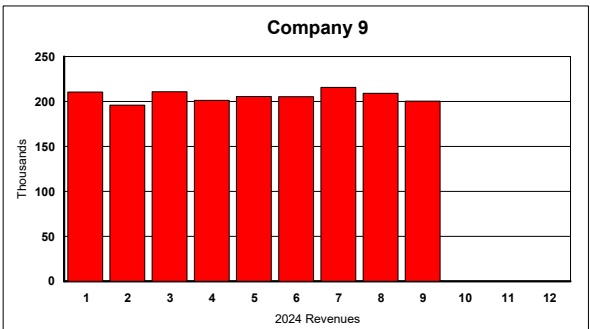
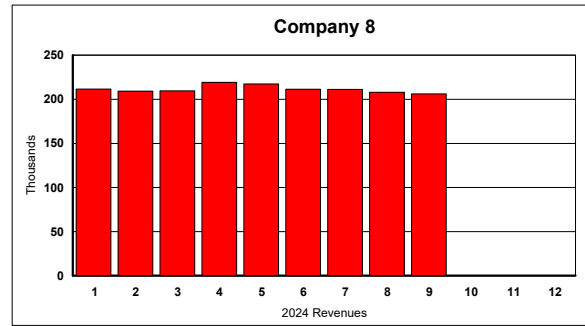
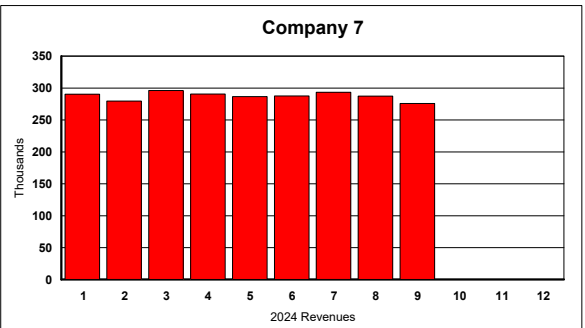
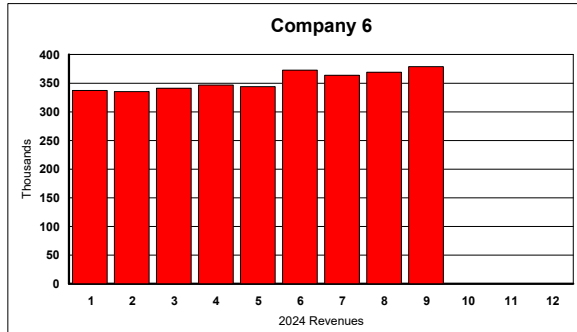
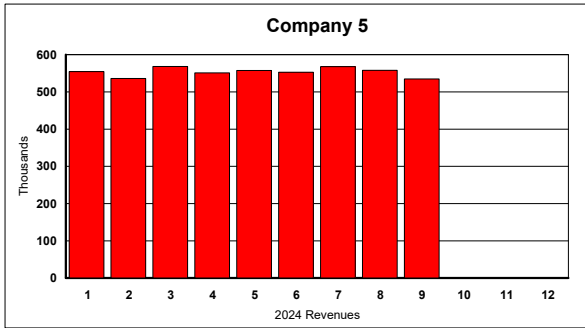
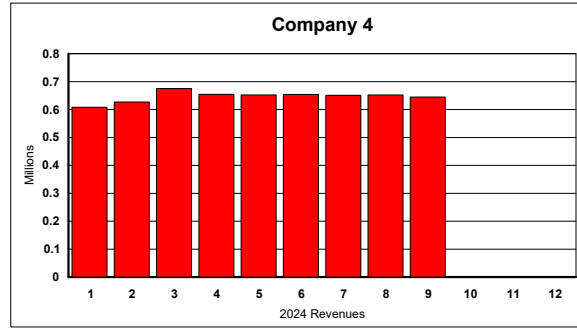
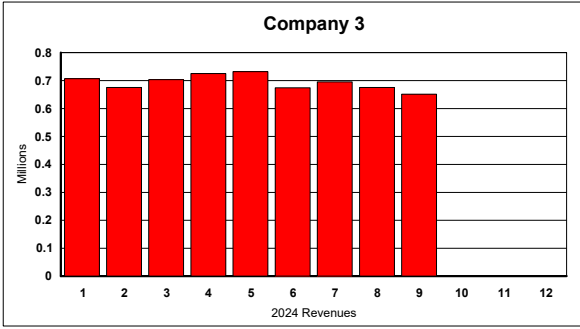
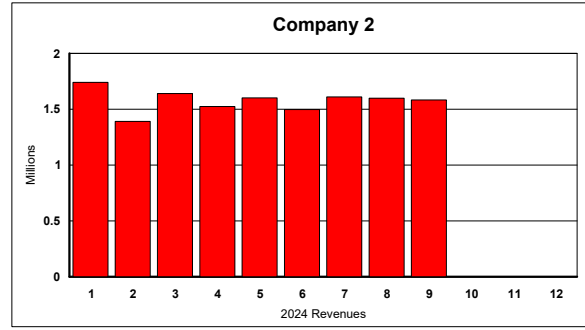
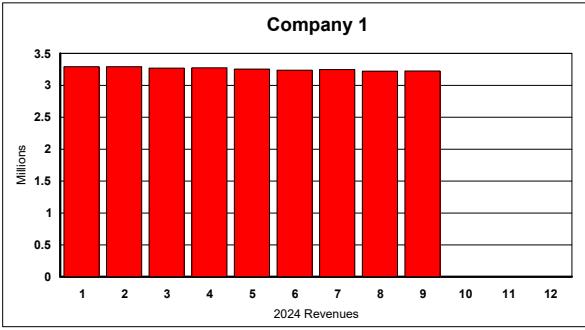
Schedule I.D. Notes to Disbursement of Universal Service Funds (Schedule 1.A.)  
 Period Ending September 30, 2024

**General Notes**

Schedule 1.A. Disbursement of Universal Service Funds shows the disbursements by quarter and by surcharge rate. The effective surcharge rate is 10% for 2024.

Row numbers have been added to the left of Schedule 1.A. for presentation purposes and are explained in the section below.

Row Number	Column	Explanation
4	Total YTD 2024	Actual funds distributed as of the period ending September 30, 2024. First and second quarter disbursements reflect payments of support for the 2023 support period shortages and the first and second quarter 2024 AUSAC administration distribution. The third quarter disbursements of support reflect payment of support for the first quarter 2024 support shortage and third quarter AUSAC Administration. Support for third quarter ENS is currently 100% short.
5	YTD 2024	Distribution shortage of the fund as of the period ending September 30, 2024. See Schedule 1.C.
6	YTD 2024	Working Capital Allowance is from RCA Staff Recommendation, TA2-998, November 18, 1999, Page 5, 1.5 times AUSAC monthly expenses. This calculation is 1.5 times the estimated AUSAC monthly distribution, for the 12 months of the 2024 year. $1.5 * (\text{approved annual ENS support and actual YTD AUSAC administration} / 12)$
7	YTD 2024	Lines 5+6 from the YTD 2024 column + line 4 from the Total YTD 2024 column.
8	YTD 2024	Gross End User Revenues for the January through September 2024 periods
9	YTD 2024	Calculated AUSF Surcharge Factor based on actual end user revenues, actual disbursements in the January through September 2024 periods, and the AUSF cash balance. This calculation looks back and assumes the calculated surcharge factor and AUSF cash balance would be applied to the January through September 2024 periods resulting in enough funds to cover the first through fourth quarter 2024 disbursements, and working capital.
10	YTD 2024	Surcharge rate effective 1/1/2020 (10%), TA28-998. No change to the surcharge rate in 2024.
11	YTD 2024	The approved 2024 surcharge rate for the January through September 2024 periods was 8.76% below the calculated surcharge required to meet the 2024 disbursement needs, and the working capital allowance.



**ALASKA UNIVERSAL SERVICE ADMINISTRATIVE COMPANY**

**AGENT'S REPORT  
BOARD OF DIRECTORS MEETING**

September 27, 2024

---

Since our last regular meeting, Staff have completed the compliance review process and will be filing the final report with the RCA, completed the tariff address update, and filed the 2025 surcharge and budget. Staff have been assisting companies with reporting issues.

The financial audit award was issued and work will begin in 2025.

A copy of the September 2024 financial report is included this month, labelled VI.A. This month the Board has one item to consider, the approval of the invoice for administrative services from AECA for the month of September.

The final project invoice from Queryon will be paid this month and is under the approval threshold.

**BOARD ACTION REQUEST #1:**

**Recommend the Board approve the payment for invoice number 352 from AECA, for September 2024 administrative services for a total of \$5,107.49.**

All bills received by AUSAC have been paid. This concludes the Agent's report.

10/25/2024

Variance: Actual Higher  
 (Lower) than Budget

AUSAC FINANCIAL STATEMENT  
 CASH BASIS

ACCOUNT	September-24						10/30/2024 Proj. Exp. & Cash Draw
	Current Month			YTD			
	ACTUAL	BUDGET	VARIANCE	ACTUAL	BUDGET	VARIANCE	
<b>EXPENDITURES</b>							
<b>GEN/ADM:</b>							
Administration Support	\$ 6,109	\$ 5,000	\$ 1,109	\$ 34,186	\$ 45,000	\$ (10,814)	\$ 5,107
Administration Support: 2023 Pd in 2024	-	-	-	4,392	-	4,392	-
Miscellaneous	5	108	(103)	95	972	(877)	5
Misc. Exp. 2023 Pd in 2024	-	-	-	-	-	-	-
Postage & Courier	-	6	(6)	-	50	(50)	-
Insurance	886	900	(15)	7,912	8,020	(108)	886
Legal	-	955	(955)	885	8,595	(7,710)	-
Legal Exp. 2023 Pd in 2024	-	-	-	-	-	-	-
Database Project	4,587	-	4,587	5,313	5,000	313	330
Audit	-	-	-	10,700	10,900	(200)	-
Audit Exp. 2023 Pd in 2024	-	-	-	-	-	-	-
Agreed Upon Procedures/Compliance Review	-	-	-	-	-	-	-
Comp. Rev. Exp.2023 Paid in 2024	-	-	-	4,035	-	4,035	-
Bank Fees	504	288	216	4,308	2,592	1,716	535
Notices/Adv	42	196	(154)	536	1,764	(1,228)	42
Notices/Adv. Exp. 2023 Pd in 2024	-	-	-	77	-	77	-
<b>SUBTOTAL</b>	<b>\$ 12,132</b>	<b>\$ 7,453</b>	<b>\$ 4,679</b>	<b>\$ 72,438</b>	<b>\$ 82,893</b>	<b>\$ (10,455)</b>	<b>\$ 6,905</b>
<b>OTHER</b>							
Directors Expense	-	-	-	-	666	(666)	-
<b>SUBTOTAL</b>	<b>-</b>	<b>-</b>	<b>-</b>	<b>-</b>	<b>666</b>	<b>(666)</b>	<b>-</b>
<b>TOTAL EXPENDITURES</b>	<b>\$ 12,132</b>	<b>\$ 7,453</b>	<b>\$ 4,679</b>	<b>\$ 72,438</b>	<b>\$ 83,559</b>	<b>\$ (11,121)</b>	<b>\$ 6,905</b>
Total Expenditures for 2023 Paid in 2024	-	-	-	8,503	-	-	-
<b>INCOME:</b>							
Tariff Remittance Funds (from the sweep account)	4,889	-	4,889	67,887	-	67,887	6,905
Interest	-	-	-	-	-	-	-
Interest from CD Investments	-	-	-	-	-	-	-
Other (late fees)	-	-	-	-	-	-	\$ -
Reimbursements	-	-	-	-	-	-	-
Miscellaneous	-	-	-	-	-	-	-
Deposit In Transit (Sweep)	-	-	-	-	-	-	-
<b>TOTAL INCOME</b>	<b>\$ 4,889</b>	<b>\$ -</b>	<b>\$ 4,889</b>	<b>\$ 67,887</b>	<b>\$ -</b>	<b>\$ 67,887</b>	<b>\$ 6,905</b>
<b>NET VARIANCE</b>	<b>\$ (7,243)</b>	<b>\$ (7,453)</b>	<b>\$ 210</b>	<b>\$ (4,551)</b>	<b>\$ (83,559)</b>	<b>\$ 79,008</b>	<b>\$ -</b>
<b>CASH</b>							
Beginning Cash	\$0			\$0			\$0
Cash On Hand				\$0			

# AUSAC Financial Statement

## Notes to Financial Statement

October 25, 2024

---

1. Cash Balance at September 30, 2024 is \$0 in the general operating account. This account sweeps to the BISA account at FNBA as the checks clear.
2. \$12,132 was posted to the statement for services and bank fees.
3. Administrative support expense of \$6,109 applicable to August 2024 was posted to this report.
4. Miscellaneous expense was \$5 in September for web hosting.
5. Insurance expense was \$886 in September for the installment payment.
6. Database Project expense was \$4,587 in September for the start of the project to move the database to the cloud.
7. Bank fee expense was \$504 in September.
8. Notices expense was \$42 in September.
9. The cash sweep in September was \$4,889. The estimated sweep for expenditures in October 2024 is \$6,905.

Alaska Universal Service Administrative Company  
 AUSF Cash Balances in Banks  
 October 25, 2024

Bank	Type	Next Mature Date	Avg Rate	10/23/2024
Edward Jones CD		Closed		\$0.00
	Interest Earned		0.00%	\$0.00
	Fees			\$0.00
	<u>Total</u>			\$0.00
Funds transferred to FNBA				\$0.00
Remaining Balance				\$0.00
First National Bank Alaska	R&D Acct/RP	Daily	Varies	\$1,031,947.67
FNBA	<u>Total</u>			\$1,031,947.67
Total AUSF Cash Balances in Banks				\$1,031,947.67
Out of Period Adjustments				(\$23,554.05)
Total Available Balance				<u>\$1,008,393.62</u>

Alaska Exchange Carriers Association

# Invoice

P O Box 241281  
Anchorage, AK 99524

Date	Invoice #
9/30/2024	352

<b>Bill To</b>
AUSAC PO Box 241281 Anchorage, AK 99524

Quantity	Item Code	Description	Price Each	Amount
0.5	Agenda_Notice	(625-70) Prepare agenda, Notice meetings, Call attendees	40.00	20.00
3	Post Remit.	(610-40) Post remittance forms and prepare monthly reports.	40.00	120.00
0.5	Mail	(610-26) Open mail, download and print files.	40.00	20.00
0.5	Compliance Audit	(625-60) Compliance Audit per U-98-168.	40.00	20.00
0.5	Mail	(610-26) Open mail, download and print files.	40.00	20.00
0.5	Mail	(610-26) Open mail, download and print files.	40.00	20.00
1.5	Bill & Coll.	(610-10) Reconcile Bank report to remittances, to data entry, audit reports and analyze reports .	40.00	60.00
1	Collections	(610-50) Collection and compliance issues. Company notices.	40.00	40.00
0.5	Mail	(610-26) Open mail, download and print files.	40.00	20.00
0.5	Collections	(610-50) Collection and compliance issues. Company notices.	40.00	20.00
1.5	Bill & Coll.	(610-10) Reconcile Bank report to remittances, to data entry, audit reports and analyze reports .	40.00	60.00
1	Collections	(610-50) Collection and compliance issues. Company notices.	40.00	40.00
0.5	Collections	(610-50) Collection and compliance issues. Company notices.	40.00	20.00
3	Bill & Coll.	(610-10) Reconcile Bank report to remittances, to data entry, audit reports and analyze reports .	40.00	120.00
0.5	Mail	(610-26) Open mail, download and print files.	40.00	20.00
0.5	Mail	(610-26) Open mail, download and print files.	40.00	20.00
0.5	Gen. Admin.	(625-05) Administrative work on AUSAC contract	40.00	20.00
1	Gen. Admin.	(625-05) Administrative work on AUSAC contract	40.00	40.00
0.5	Dist. of Funds	(610-25) Distribution of Funds	40.00	20.00
1	Gen. Admin.	(625-05) Administrative work on AUSAC contract	40.00	40.00
1.5	Agenda_Notice	(625-70) Prepare agenda, Notice meetings, Call attendees	40.00	60.00
0.5	Late Fee Analysis	(610-51) Preparation and Review of monthly Late Fee Analysis	40.00	20.00
0.5	Gen. Admin.	(625-05) Administrative work on AUSAC contract	40.00	20.00
2	Tariff	(630-10) Prepare Tariff and Forms	40.00	80.00
0.5	Post Remit.	(610-40) Post remittance forms and prepare monthly reports.	40.00	20.00
0.5	Dist.of Funds	Prepare Remittance and Distribution Report	40.00	20.00
1	Agenda_Notice	(625-70) Prepare agenda, Notice meetings, Call attendees	40.00	40.00
0.5	Gen. Admin.	(625-05) Administrative work on AUSAC contract	40.00	20.00
5	Gen. Admin.	(625-05) Administrative work on AUSAC contract budget, accounting, office meeting, rate dev	91.44	457.20
3.5	Gen. Admin.	(625-05) Administrative work on AUSAC contract budget, accounting, office meeting, rate dev	91.44	320.04
			<b>Total</b>	

Alaska Exchange Carriers Association

# Invoice

P O Box 241281  
Anchorage, AK 99524

Date	Invoice #
9/30/2024	352

<b>Bill To</b>
AUSAC PO Box 241281 Anchorage, AK 99524

Quantity	Item Code	Description	Price Each	Amount
4	Gen. Admin.	(625-05) Administrative work on AUSAC contract budget, accounting, office meeting, rate dev	91.44	365.76
0.25	Tariff	(630-10) Prepare Tariff and Forms	91.44	22.86
0.25	Compliance Audit	(625-60) Compliance Audit per U-98-168.	91.44	22.86
0.25	Late Fee Analysis	(610-51) Preparation and Review of monthly Late Fee Analysis	91.44	22.86
0.5	2016 Database	(625-35) Database for AUSF 2016 database to cloud	91.44	45.72
2	2016 Database	(625-35) Database for AUSF 2016 database to cloud	91.44	182.88
0.25	Proc/Rmit B&C	(610-40) Processing Remittances & Distributions remit question	91.44	22.86
1.5	Tariff	(630-10) Prepare Tariff and Forms	91.44	137.16
0.5	Gen. Admin.	(625-05) Administrative work on AUSAC contract financials	91.44	45.72
3.75	Proc/Rmit B&C	(610-40) Processing Remittances & Distributions review	91.44	342.90
0.25	Misc Office	Misc office duties, e-mail, management of paper copies payables	91.44	22.86
0.5	Tariff	(630-10) Prepare Tariff and Forms	91.44	45.72
0.5	Board Meeting	(605-05) Prepare for and attend Board of Directors meetings.	91.44	45.72
1.5	Board Meeting	(605-05) Prepare for and attend Board of Directors meetings.	91.44	137.16
0.25	Dist. of Funds	(610-25) Distribution of Funds	91.44	22.86
1	Gen. Admin.	(625-05) Administrative work on AUSAC contract budget, accounting, office meeting, rate dev	91.44	91.44
0.25	Dist. of Funds	(610-25) Distribution of Funds	91.44	22.86
1.5	Tariff	(630-10) Prepare Tariff and Forms	91.44	137.16
2.75	Gen. Admin.	(625-05) Administrative work on AUSAC contract budget, accounting, office meeting, rate dev	91.44	251.46
5.5	R&D Report Prep	(610-70) Prepare Remittance & Distribution Report Processing R&D	43.31	238.21
1.5	2016 Database	(625-35) Database for AUSF 2016 Review of AUSAC database website	43.31	64.97
1.5	2016 Database	(625-35) Database for AUSF 2016 Review of AUSAC database website	43.31	64.97
5	R&D Report Prep	(610-70) Prepare Remittance & Distribution Report Processing R&D	43.31	216.55
8	R&D Report Prep	(610-70) Prepare Remittance & Distribution Report Processing R&D	43.31	346.48
8	R&D Report Prep	(610-70) Prepare Remittance & Distribution Report Processing R&D	43.31	346.48
			<b>Total</b>	



Alaska Exchange Carriers Association

P O Box 241281  
Anchorage, AK 99524

# Invoice

Date	Invoice #
9/30/2024	352

Bill To
AUSAC PO Box 241281 Anchorage, AK 99524

Quantity	Item Code	Description	Price Each	Amount
	Reimb Group	Azure Aug AUSAC	11.84	11.84
		Rackspace AUSAC	11.93	11.93
		Total Reimbursable Expenses		23.77
			<b>Total</b>	\$5,107.49

**ALASKA UNIVERSAL SERVICE ADMINISTRATIVE COMPANY  
BOARD OF DIRECTORS**

			<u>TERM</u>	<u>TERM ENDS</u>		<u>GROUP</u>
*	1. Juliana Wayman, President GCI 2550 Denali, Suite 1000 Anchorage, AK 99503	(907) 868-5299 Ph  jwayman@gci.com	Appointed 04/26/22	02/25	3 yrs	CLEC
	2. Steve Kramer, Vice President Alaska Power & Tel 901 N. Leatherleaf Loop Ste 201 Wasilla, AK 99654	907-864-3211  steve.k@aptalaska.com	Appointed 02/22/23	02/26	3 yrs	ILEC
	3. Eric Hoffman, Secretary/Treasurer ACS 600 Telephone Ave. Anchorage, AK 99503	907-748-6879  Eric.Hoffman@acsalaska.com	02/22/23 Replacement appointment	02/26 LPhillips 02/14/24	3 yrs	IXC
	4. Laura Kompkoff CVTC P O Box 337 Valdez, AK 99686	(907) 835-7712 Ph  lkompkoff@cvtc.org	Appointed 02/14/24	02/27	3 yrs	Other
*	5. David Collier, Director ATT P O Box 11010 Reno, NV 89520	907-360-5093 Ph  david.collier@att.com	Appointed 11/09/22	02/25	3 yrs	IXC w/wholesale
	6. Lisa Koker Cordova Telephone P O Box 337 Cordova, AK 99574	(907) 424-2138 Ph  lisa@ctc.net	Appointed 02/22/23	02/26	3 yrs	ILEC
	7. Sarah Sandbak ASTAC 4300 B Street Ste 501 Anchorage, AK 99503	(907) 564-2680 Ph  sarah@astac.net	Appointed 02/14/24	02/27	3 yrs	Wireless

**Seven Board Members Required**

The Commission's appointment is for a term of three years or until the appointment of a successor director by the Commission, whichever is later. Upon the expiration of the terms for the initial directors, the Board of Directors may, however, stagger the terms of the successor directors so that no more than three directors' terms may expire in any one calendar year.

Pursuant to the Nomination for Appointment filing of January 31, 2002, the AUSAC Board of Directors elected to stagger the terms of the directors so that no more than three directors' terms may expire in a single calendar year.