

Alaska Universal Service Administrative Company

BOARD OF DIRECTORS

Meeting Agenda

Monthly Meeting – Monday April 29, 2024 9:00 a.m.
810 N Street, Second Floor Conference Room

Teleconference: Contact AUSAC for Meeting Link

-
- I. Roll Call
 - II. Approval of Agenda
 - III. Public Comment (Limited to 5 Minutes)
 - IV. Approval of Prior Minutes
 - A. March 27, 2024 – Monthly Board Meeting
 - V. AUSF Remittance and Distribution: March 2024
 - A. Quarterly Report Filing – Period Ending March 31, 2024
 - B. Quarterly Review Analysis – Period Ending March 31, 2024
 - VI. Agent Report
 - A. Financial Statements – March 2024
 - B. AECA Invoices – March 2024
 - VII. Unfinished Business
 - A. AUSAC U-24-003(1) Order Appointing Directors April 10, 2024 (Information Only)
 - VIII. New Business
 - A. R-24-001 (1) Reconsideration of Revisions to the Alaska Administrative Code (AAC)
 - B. Schedule 2024 Annual Membership Meeting
 - C. Database Migration Bid
 - IX. Next Meeting/Adjournment

ALASKA UNIVERSAL SERVICE
ADMINISTRATIVE COMPANY

DRAFT

Board of Directors

Monthly Meeting

March 27, 2024

I. Roll Call

Board Vice President Steve Kramer called the meeting to order at approximately 1:30 p.m. Alaska time.

He then asked Keegan Bernier to call roll:

Steve Kramer, Board Vice President– ILEC (virtual/teleconference)

Juliana Wayman, Secretary/Treasurer – CLEC (virtual)

David Collier- IXC w/Wholesale Tariff (virtual)

Eric Hoffman, ACS (virtual)

Laura Kompkoff – Other Telecom Provider (virtual)

Lisa Koker – ILEC (joined at 1:36 pm virtual)

Sarah Sandbak – Wireless (virtual)

Members present through proxy:

The members attending represented a quorum.

Members absent:

Others present:

Keegan Bernier, AUSAC Agent (virtual)

Claire Knudsen Latta, RCA (virtual)

II. Approval of Agenda

Motion by Dave Collier, seconded by Sarah Sandbak, that the Board approves the agenda.

Motion passed, unopposed.

III. Public Comments

There were no public comments.

Lisa Koker joined the meeting at 1:36 p.m.

IV. Approval of Prior Minutes

A. February 27, 2024 Meeting

Motion, by Eric Hoffman, seconded by Juliana Wayman, that the minutes from the February 27, 2024 meeting be approved.

Motion passed, unopposed.

V. AUSF Remittance and Distribution Report

Board Vice President Steve Kramer asked Ms. Bernier to present the February 2024 AUSF Remittance and Distribution Report.

Ms. Bernier proceeded to lead a brief review of the current disbursements and the distribution shortage. She noted that the remittances were higher this month due to receiving outstanding remittances for the prior month.

The remittances received this month were higher than the support shortage for the oldest period resulting in full payment of the August 2023 support shortage and a partial payment of the September 2023 support shortage. Support shortage payment details can be found on page 15 of the report.

The support funds are scheduled to be distributed on March 29, 2024. A copy of the distribution report was included in the packet labeled V.

Motion, by Juliana Wayman, seconded by Sarah Sandbak, that the Board approves the February 2024 AUSF Remittance and Distribution Report and authorizes the distribution of funds on or about March 29, 2024 in the amount of \$1,199,809.17.

Motion passed, unopposed.

VI. Agent Report

Board Vice President Steve Kramer asked Ms. Bernier to present the monthly administrative report, along with the financial reports for February. Ms. Bernier provided a copy of the report with her presentation.

There were two items for the Board to consider, the invoice from AECA for February 2024 services and the invoices from Erickson & Brooks for the final billing of the compliance review of 2021.

VI. Agent Report Con't

BOARD ACTION REQUEST #1:

Motion, by Dave Collier, seconded by Juliana Wayman that the Board approve payment for invoice number 345, from AECA, for February 2024 administrative services for a total of \$6,567.24.

Motion passed, unopposed.

BOARD ACTION REQUEST #2:

Motion, by Dave Collier, seconded by Laura Kompkoff that the Board approve payment for the invoice from Erickson & Brooks, for the final billing of the compliance review of 2021, in the amount of \$4,035.00.

Motion passed, unopposed.

VII. Unfinished Business

A. AUSAC Board Officer Elections

Ms. Bernier presented that the AUSAC Board currently has a vacancy for the President position which Vice President Steve Kramer has been filling in for. The Board nomination docket was taken up at a recent RCA public meeting where the RCA accepted the nominations.

Ms. Bernier provided a brief review of each of the Board officer duties and opened nominations for the AUSAC Board President position. The Board elected to start with nominations for Secretary Treasurer.

Motion, by Juliana Wayman, seconded by Laura Kompkoff that the Board nominate Eric Hoffman to serve as the AUSAC Secretary Treasurer.

Motion passed, unopposed.

Motion, by Sarah Sandbak, seconded by Laura Kompkoff that the Board nominate Juliana Wayman to serve as the AUSAC President.

Motion passed, unopposed.

Motion, by Juliana Wayman, seconded by Sarah Sandbak that the Board nominate Steve Kramer to serve as the AUSAC Vice President.

Motion passed, unopposed.

VIII. New Business

A. D&O Insurance Renewal

Ms. Bernier presented a review of the D&O insurance renewal. She noted that the renewal qualified for automatic renewal and is approximately \$300 higher than the prior year with no changes to the policy. Ms. Bernier notified the broker regarding the reduced AUSF support and budget changes and received a response that the underwriter will review the financials at the next renewal. There are sufficient funds in the 2024 operating budget and the payment structure would continue with monthly installment payments.

Motion, by Laura Kompkoff, seconded by Eric Hoffman that the Board approve the D&O policy renewal.

Motion passed, unopposed.

IX. Next Meeting/Adjournment

Board Vice President Steve Kramer adjourned the meeting at approximately 2:06 p.m. The next Board meeting was scheduled for April 29, 2024 at 9:00 a.m. If you plan to call in to attend the meetings, the conference line is 1-877-561-6398.

AUSAC

Board of Directors

Vacant
President

Steve Kramer
Vice President
ILEC
Steve.k@aptalaska.com

Juhana Wayman
Secretary/Treasurer
CLEC
jwayman@uui-alaska.com

David Collier
Facility-based IXC with
Wholesale Tariff
David.collier@att.com

Eric Hoffman
IXC
eric.hoffman@acsalaska.com

Lisa Koker
ILEC
lisa@ctcak.net

Laura Kompkoff
Other Telecom Providers
lkompkoff@cvtc.org

Sarah Sandbak
Wireless Telecom Provider
sarah@astac.net

Alaska Universal Service Administrative Company

810 N Street,
Suite 204
Anchorage, Alaska 99501

To: Board of Directors
From: Keegan Bernier, Agent
Subject: Remittance and Distribution Report
Date: April 29, 2024

The AUSF Remittance and Distribution Report for March 2024 reflects the following:

\$1,000.00	previous AUSF balance
\$1,165.27	interest on investments
\$3,129.77	late fees
<u>\$1,018,322.83</u>	remittances received in current period
<u>\$1,023,617.87</u>	total balance
(3,418.05)	current March period support disbursements
(\$0.00)	current year (2024) prior period shortage disbursements
<u>(\$1,019,199.82)</u>	prior year (2023) prior period shortage disbursements
(\$1,022,617.87)	total support disbursements
\$1,000.00	ending AUSF balance
<u>(\$1,000.00)</u>	LESS: accrual for operating expenses
<u>\$0.00</u>	Available Balance

The distribution of funds is scheduled for April 30, 2024.

The March distribution report reflects the approved 2024 support amounts from TA 42-998 (effective January 1, 2024) and TA 41-998.

AUSAC has distributed **0.17%** of the total AUSF support estimate for the rate year 2024, page 4.

Distribution Percentage of each Support Element:

AUSAC 2024 Rate Year (Jan-Dec), page 4
18.07% of AUSAC's operating budget
0.00% of the support requirement for Nonpooled ENS
0.00% of the support requirement for Pooled ENS

The March period distribution experienced a shortage of 100% after admin fees, see page 6.

This month, 100% of the September 2023, and 9.36% of the October 2023 period will be disbursed, see page 6.

This concludes the report for the March 2024 period.

*Remittance and Distribution
Report*

Alaska Universal Service Administrative Company
Intrastate End User Revenues

Monthly AUSF Remittance

March-24

	Number of Companies	Local Exchange Revenues	Mobile Revenues	Interexchange Revenues	Pay Telephone Revenues	Other Revenues	Uncollectible Revenues	VoIP Revenues	Total Reported Revenues	Amount Remitted
Total	118	4,982,375.38	4,080,227.59	776,723.44	1,554.00	15,161.41	(16,381.45)	343,547.62	10,183,207.99	1,018,322.83

Adjustments are reflected in the month they are made, not in the month they apply to.

Alaska Universal Service Administrative Company

AUSF Distribution

March-24

Total Distribution	Current Distribution	Current Year Support Shortage Dist.	Prior Year Support Shortage Dist.	Total Distribution
AECA: Pooling Co. CCL	0.00	0.00	222,916.98	222,916.98
ACSA - Ft. Wainwright	0.00	0.00	8,807.16	8,807.16
ACS - Fairbanks	0.00	0.00	60,696.26	60,696.26
ACSA - Juneau	0.00	0.00	3,435.91	3,435.91
ACSN - Glacier State	0.00	0.00	125,680.95	125,680.95
ACSN - Sitka	0.00	0.00	8,869.08	8,869.08
ASTAC	0.00	0.00	31,397.16	31,397.16
CORDOVA	0.00	0.00	23,014.79	23,014.79
CVTC	0.00	0.00	103,015.29	103,015.29
GCI	0.00	0.00	89,580.94	89,580.94
INTERIOR	0.00	0.00	50,008.71	50,008.71
KPU	0.00	0.00	42,208.32	42,208.32
MTA	0.00	0.00	234,194.71	234,194.71
MUKLUK	0.00	0.00	15,373.56	15,373.56
Subtotal	0.00	0.00	1,019,199.82	1,019,199.82
AUSAC	3,418.05	0.00	0.00	3,418.05
Total Distribution	\$3,418.05	\$0.00	\$1,019,199.82	\$1,022,617.87

Alaska Universal Service Administrative Company

AUSF Distribution

March-24

Distribution This Month	March-24
--------------------------------	----------

Total Remittance	\$1,018,322.83
Previous Month AUSF Balance	\$1,000.00
Interest on Investments	\$1,165.27
Late Fees Received/Misc	\$3,129.77
Total Funds Collected	<u>\$1,023,617.87</u>
LESS: Accrual for Operating Expenses*	(\$1,000.00)
Total Available to Distribute	<u>\$1,022,617.87</u>

Less:	Current Year		Prior Year Support	Total Distribution
	Current Period	Support Shortage Dist.	Shortage Dist.	
AUSAC Administrative Sweep	\$3,418.05	\$0.00	\$0.00	\$3,418.05
ENS Nonpooling Co. Support	\$0.00	\$0.00	\$796,282.84	\$796,282.84
ENS Pooling Co. Support	\$0.00	\$0.00	\$222,916.98	\$222,916.98
Distribution This Month	<u>\$3,418.05</u>	<u>\$0.00</u>	<u>\$1,019,199.82</u>	<u>\$1,022,617.87</u>

Total AUSF Balance	\$1,000.00
AUSF End of Period Available Balance**	\$0.00

*Accrual for Operating Expenses is an accrual to maintain \$1000 in bank.

**The accrual for operating expenses is removed from the total balance to calculate the available balance.

Alaska Universal Service Administrative Company

AUSF Distribution

March-24

2024 Year-To-Date Summary for rate in effect Jan 2024

Total

AUSF FUNDS

Prior Year Balance	\$1,000.00
YTD Remittance	\$3,045,310.71
YTD Interest on Investments and misc items	\$5,836.81
YTD Prior Year Distribution	\$3,029,360.65
YTD Current Year Distribution	\$21,786.87
AUSF Balance	\$1,000.00
	(\$0.00)

AUSAC ADMINISTRATION

Proposed Budget	\$120,560.00
YTD Distribution	\$21,786.87
% Distributed	18.07%

Essential Network Support - Nonpooling Companies

Annual Support	\$9,886,996.00
YTD Distribution	\$0.00
% Distributed	0.00%

Essential Network Support - Pooling Companies

Annual Support	\$2,767,836.00
YTD Distribution	\$0.00
% Distributed	0.00%

TOTAL

Total Support Estimate	\$12,775,392.00
YTD Distribution	\$21,786.87
% Distributed	0.17%

GROSS ANNUAL END USER REVENUES

Filed Annual End User Revenues	\$122,057,838
YTD End User Revenues (YTD Mar 24)	\$30,114,337
% Reported	24.67%

Alaska Universal Service Administrative Company

AUSF Distribution

March-24

AUSF History	F=A+B-C	A	B	C
	Balance	Remittance	Investment Interest and Late Fees	Distribution
1999 Total	286,071.09	3,738,651.25		3,452,580.16
2000 Total	391,714.75	4,009,706.32		3,617,991.57
2001 Total	(341,527.65)	1,234,183.32	27,963.38	1,603,674.35
2002 Total	(99,223.12)	1,768,702.77	7,454.15	1,875,380.04
2003 Total	(5,655.00)	2,170,950.12	2,504.32	2,179,109.44
2004 Total	55,383.76	3,075,113.32	1,654.81	3,021,384.37
2005 Total	32,434.40	3,361,183.54	7,512.14	3,336,261.28
2006 Total	475,993.97	4,288,029.01	24,212.01	3,836,247.05
2007 Total	956,193.52	4,719,544.95	43,790.66	3,807,142.09
2008 Total	(1,095,207.89)	3,040,932.59	23,530.75	4,159,671.23
2009 Total	(434,340.88)	3,923,388.25	8,761.29	4,366,490.42
2010 Total	472,419.01	5,037,854.71	1,494.26	4,566,929.96
2011 Total	1,448,846.05	16,584,300.28	2,079.79	15,137,534.02
2012 Total	415,458.70	30,631,836.49	4,800.55	30,221,178.34
2013 Total	274,031.14	29,505,235.91	5,480.99	29,236,685.76
2014 Total	(1,300,851.43)	27,053,757.73	4,810.31	28,359,419.47
2015 Total	(925,825.50)	26,689,956.54	3,918.53	27,619,700.57
2016 Total	(600,027.42)	26,898,008.03	1,318.29	27,499,353.74
2017 Total	(4,887.50)	27,788,850.61	3,532.67	27,797,270.78
2018 Total	6,847,260.61	36,178,403.61	119,501.14	29,450,644.14
2019 Total	(6,847,260.61)	15,858,521.14	95,582.97	22,801,364.72
2020 Total	0.00	14,424,848.97	4,362.87	14,429,211.84
2021 Total	0.00	13,522,151.30	4,090.65	13,526,241.95
2022 Total	0.00	13,149,188.57	123,414.48	13,272,603.05
2023 Total	(0.00)	12,590,317.92	6,218.16	12,596,536.08
Year End 2023 AUSF	\$1,000.00	\$318,653,299.33	\$521,771.01	\$319,174,070.34
2024				
January	0.00	827,818.34	902.14	828,720.48
February	0.00	1,199,169.54	639.63	1,199,809.17
March	0.00	1,018,322.83	4,295.04	1,022,617.87
April	0.00	0.00	0.00	0.00
May	0.00	0.00	0.00	0.00
June	0.00	0.00	0.00	0.00
July	0.00	0.00	0.00	0.00
August	0.00	0.00	0.00	0.00
September	0.00	0.00	0.00	0.00
October	0.00	0.00	0.00	0.00
November	0.00	0.00	0.00	0.00
December	0.00	0.00	0.00	0.00
2024 AUSF Subtotal	\$0.00	\$3,045,310.71	\$5,836.81	\$3,051,147.52
Total AUSF to Date	\$1,000.00	\$321,698,610.04	\$527,607.82	\$322,225,217.86

Alaska Universal Service Administrative Company

AUSF Distribution

March-24

Support Shortage Detail							
Distribution Priority	Support Period		AUSAC Admin Fee	ENS Nonpooling Support	ENS Pooling Support	Adjustments	Totals
Month 7 (Dropped from Shortage List)	See Prior Year Shortage Section August-23	Support Shortage		-	-	-	-
		Shortage Paid		-	-	-	-
		% Payment					
		Remaining Support Not Recoverable		-	-	-	-
Month 6 (Oldest)	See Prior Year Shortage Section September-23	Support Shortage		-	-	-	-
		Shortage Paid		-	-	-	-
		% Payment		0.00%	0.00%	0.00%	0.00%
		Remaining Support Shortage		-	-	-	-
Month 5	See Prior Year Shortage Section October-23	Support Shortage		-	-	-	-
		Shortage Paid		-	-	-	-
		% Payment		0.00%	0.00%	0.00%	0.00%
		Remaining Support Shortage		-	-	-	-
Month 4	See Prior Year Shortage Section November-23	Support Shortage		-	-	-	-
		Shortage Paid		-	-	-	-
		% Payment		0.00%	0.00%	0.00%	0.00%
		Remaining Support Shortage		-	-	-	-
Month 3	See Prior Year Shortage Section December-23	Support Shortage		-	-	-	-
		Shortage Paid		-	-	-	-
		% Payment		0.00%	0.00%	0.00%	0.00%
		Remaining Support Shortage		-	-	-	-
Month 2	January-24	Support Shortage		(823,916.41)	(230,652.91)	-	(1,054,569.32)
		Shortage Paid		-	-	-	-
		% Payment		0.00%	0.00%	0.00%	0.00%
		Remaining Support Shortage		(823,916.41)	(230,652.91)	-	(1,054,569.32)
Month 1 (Newest)	February-24	Support Shortage		(823,916.41)	(230,652.91)	-	(1,054,569.32)
		Shortage Paid		-	-	-	-
		% Payment		0.00%	0.00%	0.00%	0.00%
		Remaining Support Shortage		(823,916.41)	(230,652.91)	-	(1,054,569.32)
Current Period	March-24	Current Support Due	(3,418.05)	(823,916.41)	(230,652.91)	-	(1,057,987.37)
		Current Distribution Paid	3,418.05	-	-	-	3,418.05
		% Payment	100.00%	0.00%	0.00%	0.00%	0.00%
		Support Shortage	-	(823,916.41)	(230,652.91)	-	(1,054,569.32)
Total Distribution		3,418.05	-	-	-	3,418.05	
Total Support Shortage		-	(2,471,749.23)	(691,958.73)	-	(3,163,707.96)	

Alaska Universal Service Administrative Company

AUSF Distribution

March-24

Current Distribution by Company	Distribution Breakdown									
	Monthly Support	Percent of Support	Support Distribution Made on April 30, 2024							
			See Prior Year Shortage Section September-23 Period	See Prior Year Shortage Section October-23 Period	See Prior Year Shortage Section November-23 Period	See Prior Year Shortage Section December-23 Period	Jan 2024 Period	Feb 2024 Period	Total Shortage Distribution	Current Period
			Pool ENS Dist	NP ENS Dist						
ENS										
Pooled										
AECA: Pooling Co. ENS	\$230,652.91	100.00%	-	-	-	-	-	-	-	-
Pooled Subtotal	\$ 230,652.91	100.00%	-	-	-	-	-	-	-	-
NonPooled										
ACSA - Ft. Wainwright	\$ 9,112.83	1.11%	-	-	-	-	-	-	-	-
ACS - Fairbanks	62,802.58	7.62%	-	-	-	-	-	-	-	-
ACSA - Juneau	3,555.17	0.43%	-	-	-	-	-	-	-	-
ACSN - Glacier State	130,042.50	15.78%	-	-	-	-	-	-	-	-
ACSN - Sitka	9,176.83	1.11%	-	-	-	-	-	-	-	-
ASTAC	32,486.75	3.94%	-	-	-	-	-	-	-	-
CORDOVA	23,813.50	2.89%	-	-	-	-	-	-	-	-
CVTC	106,590.25	12.94%	-	-	-	-	-	-	-	-
INTERIOR	51,744.17	6.28%	-	-	-	-	-	-	-	-
KPU	43,673.08	5.30%	-	-	-	-	-	-	-	-
MTA	242,322.00	29.41%	-	-	-	-	-	-	-	-
MUKLUK	15,907.08	1.93%	-	-	-	-	-	-	-	-
GCI	92,689.67	11.25%	-	-	-	-	-	-	-	-
NonPooled Subtotal	\$ 823,916.41	100.00%	-	-	-	-	-	-	-	-
ENS Distribution Total	\$ 1,054,569.32		-	-	-	-	-	-	-	-

Alaska Universal Service Administrative Company

AUSF Distribution

March-24

Current Distribution by Company	ENS					Total Distribution
	Current Support Due	Current Support Distribution	Current Month Support Shortage	Current Year Support Shortage Dist	Prior Year Support Shortage Dist & Adjustments	
AECA: Pooling Co. ENS	230,652.91	0.00	(230,652.91)	0.00	222,916.98	222,916.98
ACSA - Ft. Wainwright	9,112.83	0.00	(9,112.83)	0.00	8,807.16	8,807.16
ACS - Fairbanks	62,802.58	0.00	(62,802.58)	0.00	60,696.26	60,696.26
ACSA - Juneau	3,555.17	0.00	(3,555.17)	0.00	3,435.91	3,435.91
ACSN - Glacier State	130,042.50	0.00	(130,042.50)	0.00	125,680.95	125,680.95
ACSN - Sitka	9,176.83	0.00	(9,176.83)	0.00	8,869.08	8,869.08
ASTAC	32,486.75	0.00	(32,486.75)	0.00	31,397.16	31,397.16
CORDOVA	23,813.50	0.00	(23,813.50)	0.00	23,014.79	23,014.79
CVTC	106,590.25	0.00	(106,590.25)	0.00	103,015.29	103,015.29
INTERIOR	51,744.17	0.00	(51,744.17)	0.00	50,008.71	50,008.71
KPU	43,673.08	0.00	(43,673.08)	0.00	42,208.32	42,208.32
MTA	242,322.00	0.00	(242,322.00)	0.00	234,194.71	234,194.71
MUKLUK	15,907.08	0.00	(15,907.08)	0.00	15,373.56	15,373.56
GCI	92,689.67	0.00	(92,689.67)	0.00	89,580.94	89,580.94
Total Current Distribution	\$1,054,569.32	\$0.00	(\$1,054,569.32)	\$0.00	\$1,019,199.82	\$1,019,199.82

Alaska Universal Service Administrative Company

AUSF Distribution

March-24

Nonpooling Companies - ENS	ENS Support			Jan-24		Feb-24		Mar-24			YTD ENS Support	YTD ENS Shortage Drop Off (Not Paid)
	Company	Annual 2024*	1/12 Annual	Percent of Support	Distribution Total	Remaining Shortage	Distribution Total	Remaining Shortage	Original Distribution	Distribution Total		
Nonpooling Company ENS Distribution					0.00		0.00		0.00			
ACS-FTW	109,354	9,112.83	1.11%	0.00	(9,112.83)	0.00	(9,112.83)	0.00	0.00	(9,112.83)	0.00	0.00
ACS-Fairbanks	753,631	62,802.58	7.62%	0.00	(62,802.58)	0.00	(62,802.58)	0.00	0.00	(62,802.58)	0.00	0.00
ACS-Juneau	42,662	3,555.17	0.43%	0.00	(3,555.17)	0.00	(3,555.17)	0.00	0.00	(3,555.17)	0.00	0.00
ACS-GST	1,560,510	130,042.50	15.78%	0.00	(130,042.50)	0.00	(130,042.50)	0.00	0.00	(130,042.50)	0.00	0.00
ACS-Sitka	110,122	9,176.83	1.11%	0.00	(9,176.83)	0.00	(9,176.83)	0.00	0.00	(9,176.83)	0.00	0.00
ASTAC	389,841	32,486.75	3.94%	0.00	(32,486.75)	0.00	(32,486.75)	0.00	0.00	(32,486.75)	0.00	0.00
Cordova	285,762	23,813.50	2.89%	0.00	(23,813.50)	0.00	(23,813.50)	0.00	0.00	(23,813.50)	0.00	0.00
CVTC	1,279,083	106,590.25	12.94%	0.00	(106,590.25)	0.00	(106,590.25)	0.00	0.00	(106,590.25)	0.00	0.00
Interior	620,930	51,744.17	6.28%	0.00	(51,744.17)	0.00	(51,744.17)	0.00	0.00	(51,744.17)	0.00	0.00
KPU	524,077	43,673.08	5.30%	0.00	(43,673.08)	0.00	(43,673.08)	0.00	0.00	(43,673.08)	0.00	0.00
MTA	2,907,864	242,322.00	29.41%	0.00	(242,322.00)	0.00	(242,322.00)	0.00	0.00	(242,322.00)	0.00	0.00
Mukluk	190,885	15,907.08	1.93%	0.00	(15,907.08)	0.00	(15,907.08)	0.00	0.00	(15,907.08)	0.00	0.00
GCI	1,112,276	92,689.67	11.25%	0.00	(92,689.67)	0.00	(92,689.67)	0.00	0.00	(92,689.67)	0.00	0.00
Total	\$ 9,886,997.00	\$ 823,916.41	100.00%	\$0.00	(\$823,916.41)	\$0.00	(\$823,916.41)	\$0.00	\$0.00	(\$823,916.41)	\$0.00	\$0.00

* From TA42-998 filed 10/02/2023 - effective January 1, 2024.

Alaska Universal Service Administrative Company

AUSF Distribution

March-24

POOLING Companies - ENS 1st & 2nd Qtr	ENS Support		Percent of Support	Jan-24		Feb-24		Mar-24			YTD ENS Support	YTD ENS Shortage Drop Off (Not Paid)
	Annual 2024**	1/12 Annual		Distribution Total	Remaining Shortage	Distribution Total	Remaining Shortage	Original Distribution	Distribution Total	Remaining Shortage		
Company												
Pooling Company ENS Distributions				0.00		0.00		0.00	0.00	0.00		
Adak Eagle Enterprises	278,695.00	23,224.58	10.07%	0.00	(23,224.58)	0.00	(23,224.58)	0.00	0.00	(23,224.58)	0.00	0.00
ATC	430,988.00	35,915.67	15.57%	0.00	(35,915.67)	0.00	(35,915.67)	0.00	0.00	(35,915.67)	0.00	0.00
BBTC	166,489.00	13,874.08	6.02%	0.00	(13,874.08)	0.00	(13,874.08)	0.00	0.00	(13,874.08)	0.00	0.00
Bettles	2,053.00	171.08	0.07%	0.00	(171.08)	0.00	(171.08)	0.00	0.00	(171.08)	0.00	0.00
Bush-Tell	128,201.00	10,683.42	4.63%	0.00	(10,683.42)	0.00	(10,683.42)	0.00	0.00	(10,683.42)	0.00	0.00
Nushagak	209,977.00	17,498.08	7.59%	0.00	(17,498.08)	0.00	(17,498.08)	0.00	0.00	(17,498.08)	0.00	0.00
OTZ	296,258.00	24,688.17	10.70%	0.00	(24,688.17)	0.00	(24,688.17)	0.00	0.00	(24,688.17)	0.00	0.00
Summit	123,320.00	10,276.67	4.46%	0.00	(10,276.67)	0.00	(10,276.67)	0.00	0.00	(10,276.67)	0.00	0.00
United KUC	122,223.00	10,185.25	4.42%	0.00	(10,185.25)	0.00	(10,185.25)	0.00	0.00	(10,185.25)	0.00	0.00
United Utilities	746,005.00	62,167.08	26.95%	0.00	(62,167.08)	0.00	(62,167.08)	0.00	0.00	(62,167.08)	0.00	0.00
Yukon	33,833.00	2,819.42	1.22%	0.00	(2,819.42)	0.00	(2,819.42)	0.00	0.00	(2,819.42)	0.00	0.00
Subtotal	\$ 2,538,042.00	\$ 211,503.50	91.70%	0.00	(211,503.50)	0.00	(211,503.50)	0.00	0.00	(211,503.50)	0.00	0.00
Average Schedule Companies												
Circle Telephone Co.	13,740.00	1,145.00	0.50%	0.00	(1,145.00)	0.00	(1,145.00)	0.00	0.00	(1,145.00)	0.00	0.00
North Country Telephone	36,562.00	3,046.83	1.32%	0.00	(3,046.83)	0.00	(3,046.83)	0.00	0.00	(3,046.83)	0.00	0.00
Subtotal	50,302.00	4,191.83	1.82%	0.00	(4,191.83)	0.00	(4,191.83)	0.00	0.00	(4,191.83)	0.00	0.00
Company subtotal	2,588,344.00	215,695.33		0.00		0.00		0.00	0.00		0.00	
AECA ENS Admin fee	179,491.00	14,957.58	6.48%	0.00	(14,957.58)	0.00	(14,957.58)	0.00	0.00	(14,957.58)	0.00	0.00
Total	\$2,767,835.00	\$230,652.91	100.00%	\$0.00	(\$230,652.91)	\$0.00	(\$230,652.91)	\$0.00	\$0.00	(\$230,652.91)	\$0.00	\$0.00

**From TA41-998 filed 08/01/2023 - effective July 1, 2023, AECA Admin fee from U-21-008 filed 1/04/2023

Total ENS including Nonpooling and Pooling

\$0.00

\$0.00

\$0.00

\$0.00

Alaska Universal Service Administrative Company

Intrastate End User Revenues - Trends

AUSF Distribution

March-24

Date	# of Cos.	Local	Wireless	IXC	Payphone	Other	Uncollectible	VOIP	Total Revenue
Jan-23	121	5,139,531	4,086,851	828,340	1,264	12,725	(23,881)	317,040	10,361,869
Feb-23	121	5,092,394	3,862,478	855,229	1,577	12,079	(22,223)	291,108	10,092,642
Mar-23	118	5,239,586	4,246,729	829,241	1,530	12,814	(24,309)	369,910	10,675,502
Apr-23	121	5,159,692	3,909,652	884,646	1,554	10,795	(19,261)	333,541	10,280,618
May-23	124	5,163,534	4,101,970	852,481	1,554	10,674	(18,686)	384,370	10,495,896
Jun-23	122	5,140,075	4,223,441	870,874	1,554	12,994	(23,250)	353,739	10,579,427
Jul-23	122	5,193,568	4,143,483	916,683	1,554	12,934	(20,657)	403,425	10,650,990
Aug-23	122	5,145,190	4,186,235	874,451	1,554	15,741	(20,608)	420,944	10,623,507
Sep-23	124	5,105,729	4,077,862	944,497	1,554	18,830	(21,755)	358,392	10,485,108
Oct-23	124	5,080,186	4,196,772	914,355	1,554	13,452	(21,145)	363,973	10,549,146
Nov-23	126	5,075,682	4,113,231	878,359	1,554	13,655	(20,085)	376,853	10,439,249
Dec-23	128	5,133,209	4,195,000	810,236	1,554	12,801	(23,244)	346,119	10,475,676
YTD Total 2023		\$ 61,668,375	\$ 49,343,703	\$ 10,459,392	\$ 18,357	\$ 159,494	\$ (259,104)	\$ 4,319,413	\$ 125,709,631

Adjustments to prior periods are reflected in the period they apply to, not the period in which they were made.

Date	# of Cos.	Local	Wireless	IXC	Payphone	Other	Uncollectible	VOIP	Total Revenue
Jan-24	127	5,007,786	4,181,909	770,951	1,554	9,727	(19,720)	300,936	10,253,143
Feb-24	123	5,029,170	3,823,487	803,756	1,554	12,758	(19,802)	335,514	9,986,436
Mar-24	116	4,795,078	4,079,122	655,253	1,554	15,161	(14,957)	343,548	9,874,758
Apr-24									
May-24									
Jun-24									
Jul-24									
Aug-24									
Sep-24									
Oct-24									
Nov-24									
Dec-24									
YTD Total 2024		\$ 14,832,034	\$ 12,084,518	\$ 2,229,960	\$ 4,662	\$ 37,646	\$ (54,480)	\$ 979,997	\$ 30,114,337

Adjustments to prior periods are reflected in the period they apply to, not the period in which they were made.

Alaska Universal Service Administrative Company

Intrastate End User Revenues - Variance Analysis

AUSF Distribution

March-24

2024 Month over Month - Variances	# of Cos.	Local	Wireless	IXC	Payphone	Other	Uncollectible	VOIP	Total Revenue
Jan	-1%	-2%	0%	-5%	0%	-24%	-15%	-13%	-2%
Feb	-3%	0%	-9%	4%	0%	31%	0%	11%	-3%
Mar	-6%	-5%	7%	-18%	0%	19%	-24%	2%	-1%
Apr									
May									
Jun									
Jul									
Aug									
Sep									
Oct									
Nov									
Dec									

2024 Year over Year - Variances	# of Cos.	Local	Wireless	IXC	Payphone	Other	Uncollectible	VOIP	Total Revenue
Jan	5%	-3%	2%	-7%	23%	-24%	-17%	-5%	-1%
Feb	2%	-1%	-1%	-6%	-1%	6%	-11%	15%	-1%
Mar	-2%	-8%	-4%	-21%	2%	18%	-38%	-7%	-8%
Apr									
May									
Jun									
Jul									
Aug									
Sep									
Oct									
Nov									
Dec									
YTD Total*		45%	52%	32%	64%	52%	18%	61%	47%

* YTD Mar

Prior Year Support Detail
2023

Alaska Universal Service Administrative Company

AUSF Distribution

March-24

Current Distribution by Company	ENS					
	Current Support Due	Current Support Distribution	Current Month Support Shortage	Current Year Support Shortage Dist	Prior Year Support Shortage Dist & Adjustments	Total Distribution
AECA: Pooling Co. ENS	0.00	0.00	0.00	222,916.98	0.00	222,916.98
ACSA - Ft. Wainwright	0.00	0.00	0.00	8,807.16	0.00	8,807.16
ACS - Fairbanks	0.00	0.00	0.00	60,696.26	0.00	60,696.26
ACSA - Juneau	0.00	0.00	0.00	3,435.91	0.00	3,435.91
ACSN - Glacier State	0.00	0.00	0.00	125,680.95	0.00	125,680.95
ACSN - Sitka	0.00	0.00	0.00	8,869.08	0.00	8,869.08
ASTAC	0.00	0.00	0.00	31,397.16	0.00	31,397.16
CORDOVA	0.00	0.00	0.00	23,014.79	0.00	23,014.79
CVTC	0.00	0.00	0.00	103,015.29	0.00	103,015.29
INTERIOR	0.00	0.00	0.00	50,008.71	0.00	50,008.71
KPU	0.00	0.00	0.00	42,208.32	0.00	42,208.32
MTA	0.00	0.00	0.00	234,194.71	0.00	234,194.71
MUKLUK	0.00	0.00	0.00	15,373.56	0.00	15,373.56
GCI	0.00	0.00	0.00	89,580.94	0.00	89,580.94
Total Current Distribution	\$0.00	\$0.00	\$0.00	\$1,019,199.82	\$0.00	\$1,019,199.82

Alaska Universal Service Administrative Company

AUSF Distribution

March-24

2023 Year-To-Date Summary for rate in effect Jan 2023

	Total	YE 2023	2023 Paid in 2024
AUSF FUNDS			
Prior Year Balance	\$0.00		
YTD Remittance	\$12,590,317.92	\$12,590,317.92	0.00
YTD Interest on Investments and misc items	\$6,218.16	\$6,218.16	0.00
YTD Prior Year Distribution	\$6,201,908.14	\$6,201,908.14	0.00
YTD Current Year Distribution	\$9,423,988.59	\$6,394,627.94	3,029,360.65
AUSF Balance (Current yr. shortage paid in following yr.)	(\$3,029,360.65)		
	(\$3,029,360.65)		
AUSAC ADMINISTRATION			
Proposed Budget	\$119,888.00		
YTD Distribution	\$104,438.20	\$104,438.20	0
% Distributed	87.11%		
Essential Network Support - Nonpooling Companies			
Annual Support	\$18,030,818.00		
YTD Distribution	\$7,312,885.60	\$4,946,099.55	2,366,786.05
% Distributed	40.56%		
Essential Network Support - Pooling Companies			
Annual Support	\$4,899,830.00		
YTD Distribution	\$2,006,664.79	\$1,344,090.19	662,574.60
% Distributed	40.95%		
TOTAL			
Total Support Estimate	\$23,050,536.00		
YTD Distribution	\$9,423,988.59		
% Distributed	40.88%		
GROSS ANNUAL END USER REVENUES			
Filed Annual End User Revenues	\$124,211,165		
YTD End User Revenues (YTD Dec 23)	\$125,586,114		
% Reported	101.11%		

Alaska Universal Service Administrative Company

AUSF Distribution

March-24

Support Shortage Detail								
Distribution Priority	Support Period		AUSAC Admin Fee	ENS Nonpooling Support	ENS Pooling Support	Adjustments	Totals	
Month 7 (Dropped from Shortage List)	August-23	Support Shortage		-	-	-	-	
		Shortage Paid		-	-	-	-	
		% Payment						
		Remaining Support Not Recoverable		-	-	-	-	
Month 6 (Oldest)	September-23	Support Shortage		(719,130.62)	(201,318.45)	-	(920,449.07)	
		Shortage Paid		719,130.62	201,318.45	-	920,449.07	
		% Payment		100.00%	100.00%	100.00%	100.00%	
		Remaining Support Shortage		-	-	-	-	
Month 5	October-23	Support Shortage		(823,916.41)	(230,652.91)	-	(1,054,569.32)	
		Shortage Paid		77,152.22	21,598.53	-	98,750.75	
		% Payment		9.36%	9.36%	9.36%	9.36%	
		Remaining Support Shortage		(746,764.19)	(209,054.38)	-	(955,818.57)	
Month 4	November-23	Support Shortage		(823,916.41)	(230,652.91)	-	(1,054,569.32)	
		Shortage Paid		-	-	-	-	
		% Payment		0.00%	0.00%	0.00%	0.00%	
		Remaining Support Shortage		(823,916.41)	(230,652.91)	-	(1,054,569.32)	
Month 3	December-23	Support Shortage		(823,916.41)	(230,652.91)	-	(1,054,569.32)	
		Shortage Paid		-	-	-	-	
		% Payment		0.00%	0.00%	0.00%	0.00%	
		Remaining Support Shortage		(823,916.41)	(230,652.91)	-	(1,054,569.32)	
Month 2	N/A	Support Shortage		-	-	-	-	
		Shortage Paid		-	-	-	-	
		% Payment		0.00%	0.00%	0.00%	0.00%	
		Remaining Support Shortage		-	-	-	-	
Month 1 (Newest)	N/A	Support Shortage		-	-	-	-	
		Shortage Paid		-	-	-	-	
		% Payment		0.00%	0.00%	0.00%	0.00%	
		Remaining Support Shortage		-	-	-	-	
Current Period	N/A	Current Support Due		-	-	-	-	
		Current Distribution Paid		-	-	-	-	
		% Payment		0.00%	0.00%	0.00%	0.00%	
		Support Shortage		-	-	-	-	
Total Distribution				-	796,282.84	222,916.98	-	1,019,199.82
Total Support Shortage				-	(2,394,597.01)	(670,360.20)	-	(3,064,957.21)

Alaska Universal Service Administrative Company

AUSF Distribution

March-24

Current Distribution by Company	Distribution Breakdown											
	Monthly Support	Percent of Support	Support Distribution Made on April 30, 2024								Total Shortage Distribution	Current Period
			Sep 2023 Period	Oct 2023 Period	Nov 2023 Period	Dec 2023 Period	N/A Period	N/A Period				
			\$ 201,318.45	\$ 21,598.53	\$ -	\$ -	\$ -	\$ -	\$ -	\$ 222,916.98	\$ -	
			\$ 719,130.62	\$ 77,152.22	\$ -	\$ -	\$ -	\$ -	\$ -	\$ 796,282.84	\$ -	
ENS												
Pooled												
AECA: Pooling Co. ENS	\$230,652.91	100.00%	201,318.45	21,598.53	-	-	-	-	-	222,916.98	-	
Pooled Subtotal	\$ 230,652.91	100.00%	201,318.45	21,598.53	-	-	-	-	-	222,916.98	-	
NonPooled												
ACSA - Ft. Wainwright	\$ 16,618.92	1.11%	7,953.83	853.33	-	-	-	-	-	8,807.16	-	
ACS - Fairbanks	114,532.50	7.62%	54,815.37	5,880.89	-	-	-	-	-	60,696.26	-	
ACSA - Juneau	6,483.50	0.43%	3,103.01	332.90	-	-	-	-	-	3,435.91	-	
ACSN - Glacier State	237,157.17	15.78%	113,503.66	12,177.29	-	-	-	-	-	125,680.95	-	
ACSN - Sitka	16,735.75	1.11%	8,009.75	859.33	-	-	-	-	-	8,869.08	-	
ASTAC	59,245.75	3.94%	28,355.07	3,042.09	-	-	-	-	-	31,397.16	-	
CORDOVA	43,428.42	2.89%	20,784.88	2,229.91	-	-	-	-	-	23,014.79	-	
CVTC	194,387.58	12.94%	93,034.09	9,981.20	-	-	-	-	-	103,015.29	-	
INTERIOR	94,365.33	6.28%	45,163.34	4,845.37	-	-	-	-	-	50,008.71	-	
KPU	79,646.17	5.30%	38,118.74	4,089.58	-	-	-	-	-	42,208.32	-	
MTA	441,920.25	29.41%	211,503.47	22,691.24	-	-	-	-	-	234,194.71	-	
MUKLUK	29,009.58	1.93%	13,884.01	1,489.55	-	-	-	-	-	15,373.56	-	
GCI	169,037.25	11.25%	80,901.40	8,679.54	-	-	-	-	-	89,580.94	-	
NonPooled Subtotal	\$ 1,502,568.17	100.00%	719,130.62	77,152.22	-	-	-	-	-	796,282.84	-	
ENS Distribution Total	\$ 1,733,221.08		920,449.07	98,750.75	-	-	-	-	-	1,019,199.82	-	

Alaska Universal Service Administrative Company

AUSF Distribution

March-24

Nonpooling Companies - ENS Company	ENS Support Jul-Dec 2023			ENS Support Jan-Jun 2023		FIRST QTR		SECOND QTR		YTD ENS Support
	Annual 2023*	1/12 Annual	Percent of Support	Annual 2023**	1/12 Annual	Distribution Total	Remaining Shortage	Distribution Total	Remaining Shortage	
Nonpooling Company ENS Distribution										
ACS-FTW	109,354	9,112.83	1.11%	199,427	16,618.92	27,564.99	(22,291.77)	27,140.58	(22,716.18)	54,705.57
ACS-Fairbanks	753,631	62,802.58	7.62%	1,374,390	114,532.50	189,969.46	(153,628.04)	187,044.48	(156,553.02)	377,013.94
ACS-Juneau	42,662	3,555.17	0.43%	77,802	6,483.50	10,753.86	(8,696.64)	10,588.29	(8,862.21)	21,342.15
ACS-GST	1,560,510	130,042.50	15.78%	2,845,886	237,157.17	393,361.02	(318,110.49)	387,304.38	(324,167.13)	780,665.40
ACS-Sitka	110,122	9,176.83	1.11%	200,829	16,735.75	27,758.78	(22,448.47)	27,331.36	(22,875.89)	55,090.14
ASTAC	389,841	32,486.75	3.94%	710,949	59,245.75	98,268.03	(79,469.22)	96,754.98	(80,982.27)	195,023.01
Cordova	285,762	23,813.50	2.89%	521,141	43,428.42	72,032.59	(58,252.67)	70,923.50	(59,361.76)	142,956.09
CVTC	1,279,083	106,590.25	12.94%	2,332,651	194,387.58	322,421.19	(260,741.55)	317,456.82	(265,705.92)	639,878.01
Interior	620,930	51,744.17	6.28%	1,132,384	94,365.33	156,519.16	(126,576.83)	154,109.22	(128,986.77)	310,628.38
KPU	524,077	43,673.08	5.30%	955,754	79,646.17	132,105.21	(106,833.30)	130,071.17	(108,867.34)	262,176.38
MTA	2,907,864	242,322.00	29.41%	5,303,043	441,920.25	732,991.54	(592,769.21)	721,705.56	(604,055.19)	1,454,697.10
Muktuk	190,885	15,907.08	1.93%	348,115	29,009.58	48,116.77	(38,911.97)	47,375.92	(39,652.82)	95,492.69
GCI	1,112,276	92,689.67	11.25%	2,028,447	169,037.25	280,373.82	(226,737.93)	276,056.87	(231,054.88)	556,430.69
Total	\$ 9,886,997.00	\$ 823,916.41	100.00%	\$ 18,030,818.00	\$ 1,502,568.17	\$2,492,236.42	(\$2,015,468.09)	\$2,453,863.13	(\$2,053,841.38)	\$4,946,099.55

* From TA41-998 filed 08/01/2023 - effective July 1, 2023.

Alaska Universal Service Administrative Company

AUSF Distribution

March-24

Nonpooling Companies - ENS	ENS Support Jul-Dec 2023			ENS Support Jan-Jun 2023		Jul-23		Aug-23		Sep-23				THIRD QTR		
	Company	Annual 2023*	1/12 Annual	Percent of Support	Annual 2023**	1/12 Annual	Distribution Total	Remaining Shortage	Distribution Total	Remaining Shortage	Shortage Dist 03/29/2024	Shortage Dist 04/23/2024	Distribution Total	Remaining Shortage	Distribution Total	Remaining Shortage
Nonpooling Company ENS Distribution																
ACS-FTW	109,354	9,112.83	1.11%	199,427	16,618.92	641,801.01	7,098.56	(2,014.27)	823,916.41	0.00	1,158.98	7,953.85	9,112.83	0.00	25,324.22	(2,014.27)
ACS-Fairbanks	753,631	62,802.58	7.62%	1,374,390	114,532.50	48,920.93	(13,881.65)	62,802.58	0.00	7,987.24	54,815.34	62,802.58	0.00	174,526.09	(13,881.65)	
ACS-Juneau	42,662	3,555.17	0.43%	77,802	6,483.50	2,769.35	(785.82)	3,555.17	0.00	452.15	3,103.02	3,555.17	0.00	9,879.69	(785.82)	
ACS-GST	1,560,510	130,042.50	15.78%	2,845,886	237,157.17	101,298.40	(28,744.10)	130,042.50	0.00	16,538.82	113,503.68	130,042.50	0.00	361,383.40	(28,744.10)	
ACS-Sitka	110,122	9,176.83	1.11%	200,829	16,735.75	7,148.42	(2,028.41)	9,176.83	0.00	1,167.11	8,009.72	9,176.83	0.00	25,502.08	(2,028.41)	
ASTAC	389,841	32,486.75	3.94%	710,949	59,245.75	25,306.00	(7,180.75)	32,486.75	0.00	4,131.67	28,355.08	32,486.75	0.00	90,279.50	(7,180.75)	
Cordova	285,762	23,813.50	2.89%	521,141	43,428.42	18,549.85	(5,263.65)	23,813.50	0.00	3,028.60	20,784.90	23,813.50	0.00	66,176.85	(5,263.65)	
CVTC	1,279,083	106,590.25	12.94%	2,332,651	194,387.58	83,029.94	(23,560.31)	106,590.25	0.00	13,556.16	93,034.09	106,590.25	0.00	296,210.44	(23,560.31)	
Interior	620,930	51,744.17	6.28%	1,132,384	94,365.33	40,306.83	(11,437.34)	51,744.17	0.00	6,580.83	45,163.34	51,744.17	0.00	143,795.17	(11,437.34)	
KPU	524,077	43,673.08	5.30%	955,754	79,646.17	34,019.75	(9,653.33)	43,673.08	0.00	5,554.35	38,118.73	43,673.08	0.00	121,365.91	(9,653.33)	
MTA	2,907,864	242,322.00	29.41%	5,303,043	441,920.25	188,760.05	(53,561.95)	242,322.00	0.00	30,818.54	211,503.46	242,322.00	0.00	673,404.05	(53,561.95)	
Muktuk	190,885	15,907.08	1.93%	348,115	29,009.58	12,391.04	(3,516.04)	15,907.08	0.00	2,023.06	13,884.02	15,907.08	0.00	44,205.20	(3,516.04)	
GCI	1,112,276	92,689.67	11.25%	2,028,447	169,037.25	72,201.89	(20,487.78)	92,689.67	0.00	11,788.28	80,901.39	92,689.67	0.00	257,581.23	(20,487.78)	
Total	\$ 9,886,997.00	\$ 823,916.41	100.00%	\$ 18,030,818.00	\$ 1,502,568.17	\$641,801.01	(\$182,115.40)	\$823,916.41	\$0.00	\$104,785.79	\$719,130.62	\$823,916.41	\$0.00	\$2,289,633.83	(\$182,115.40)	

* From TA41-998 filed 08/01/2023 - effective July 1, 2023.

Alaska Universal Service Administrative Company

AUSF Distribution

March-24

Nonpooling Companies - ENS	ENS Support Jul-Dec 2023			ENS Support Jan-Jun 2023		Oct-23			Nov-23		Dec-23		FOURTH QTR		YTD ENS Support	YTD ENS Shortage Drop Off (Not Paid)
	Company	Annual 2023*	1/12 Annual	Percent of Support	Annual 2023**	1/12 Annual	Shortage Dist 04/30/2024	Distribution Total	Remaining Shortage	Distribution Total	Remaining Shortage	Distribution Total	Remaining Shortage	Distribution Total		
NonPooling Company ENS Distribution						77,152.22	77,152.22		0.00		0.00					
ACS-FTW	109,354	9,112.83	1.11%	199,427	16,618.92	853.33	853.33	(8,259.50)	0.00	(9,112.83)	0.00	(9,112.83)	853.33	(26,485.16)	80,883.12	(47,022.22)
ACS-Fairbanks	753,631	62,802.58	7.62%	1,374,390	114,532.50	5,880.88	5,880.88	(56,921.70)	0.00	(62,802.58)	0.00	(62,802.58)	5,880.88	(182,526.86)	557,420.91	(324,062.71)
ACS-Juneau	42,662	3,555.17	0.43%	77,802	6,483.50	332.91	332.91	(3,222.26)	0.00	(3,555.17)	0.00	(3,555.17)	332.91	(10,332.60)	31,554.75	(18,344.67)
ACS-GST	1,560,510	130,042.50	15.78%	2,845,886	237,157.17	12,177.29	12,177.29	(117,865.21)	0.00	(130,042.50)	0.00	(130,042.50)	12,177.29	(377,950.21)	1,154,226.09	(671,021.72)
ACS-Sitka	110,122	9,176.83	1.11%	200,829	16,735.75	859.33	859.33	(8,317.50)	0.00	(9,176.83)	0.00	(9,176.83)	859.33	(26,671.16)	81,451.55	(47,352.77)
ASTAC	389,841	32,486.75	3.94%	710,949	59,245.75	3,042.09	3,042.09	(29,444.66)	0.00	(32,486.75)	0.00	(32,486.75)	3,042.09	(94,418.16)	288,344.60	(167,632.24)
Cordova	285,762	23,813.50	2.89%	521,141	43,428.42	2,229.92	2,229.92	(21,583.58)	0.00	(23,813.50)	0.00	(23,813.50)	2,229.92	(69,210.58)	211,362.86	(122,878.08)
CVTC	1,279,083	106,590.25	12.94%	2,332,651	194,387.58	9,981.20	9,981.20	(96,609.05)	0.00	(106,590.25)	0.00	(106,590.25)	9,981.20	(309,789.55)	946,069.65	(550,007.78)
Interior	620,930	51,744.17	6.28%	1,132,384	94,365.33	4,845.37	4,845.37	(46,898.80)	0.00	(51,744.17)	0.00	(51,744.17)	4,845.37	(150,387.14)	459,268.92	(267,000.94)
KPU	524,077	43,673.08	5.30%	955,754	79,646.17	4,089.58	4,089.58	(39,583.50)	0.00	(43,673.08)	0.00	(43,673.08)	4,089.58	(126,929.66)	387,631.87	(225,353.97)
MTA	2,907,864	242,322.00	29.41%	5,303,043	441,920.25	22,691.23	22,691.23	(219,630.77)	0.00	(242,322.00)	0.00	(242,322.00)	22,691.23	(704,274.77)	2,150,792.38	(1,250,386.35)
Muktuk	190,885	15,907.08	1.93%	348,115	29,009.58	1,489.55	1,489.55	(14,417.53)	0.00	(15,907.08)	0.00	(15,907.08)	1,489.55	(46,231.69)	141,187.44	(82,080.83)
GCI	1,112,276	92,689.67	11.25%	2,028,447	169,037.25	8,679.54	8,679.54	(84,010.13)	0.00	(92,689.67)	0.00	(92,689.67)	8,679.54	(269,389.47)	822,691.46	(478,280.59)
Total	\$ 9,886,997.00	\$ 823,916.41	100.00%	\$ 18,030,818.00	\$ 1,502,568.17	\$77,152.22	\$77,152.22	(\$746,764.19)	\$0.00	(\$823,916.41)	\$0.00	(\$823,916.41)	\$77,152.22	(\$2,394,597.01)	\$7,312,885.60	(\$4,251,424.87)

* From TA41-998 filed 08/01/2023 - effective July 1, 2023.

Alaska Universal Service Administrative Company

AUSF Distribution

March-24

POOLING Companies - ENS 1st & 2nd Qtr	ENS Support		Percent of Support	FIRST QTR		SECOND QTR	
	Annual 2023*	1/12 Annual		Current Distribution	Remaining Shortage	Current Distribution	Remaining Shortage
Pooling Company ENS Distributions							
Adak Eagle Enterprises	508,254.00	42,354.50	10.39%	70,365.41	(56,698.09)	69,281.97	(57,781.53)
ATC	785,988.00	65,499.00	16.07%	108,816.39	(87,680.61)	107,140.93	(89,356.07)
BBTC	303,625.00	25,302.08	6.21%	42,035.47	(33,870.77)	41,388.24	(34,518.00)
Bettles	3,745.00	312.08	0.08%	518.47	(417.77)	510.49	(425.75)
Bush-Tell	233,799.00	19,483.25	4.78%	32,368.38	(26,081.37)	31,870.01	(26,579.74)
Nushagak	382,933.00	31,911.08	7.83%	53,015.29	(42,717.95)	52,199.00	(43,534.24)
QTZ	540,283.00	45,023.58	11.04%	74,799.67	(60,271.07)	73,647.96	(61,422.78)
Summit	224,898.00	18,741.50	4.60%	31,136.08	(25,088.42)	30,656.68	(25,567.82)
United KUC	222,897.00	18,574.75	4.56%	30,859.06	(24,865.19)	30,383.91	(25,340.34)
United Utilities	1,360,482.00	113,373.50	27.81%	188,352.42	(151,768.08)	185,452.32	(154,668.18)
Yukon	61,701.00	5,141.75	1.26%	8,542.20	(6,883.05)	8,410.70	(7,014.55)
Subtotal	\$ 4,628,605.00	\$ 385,717.07	94.62%	640,808.84	(516,342.37)	630,942.21	(526,209.00)
Average Schedule Companies							
Circle Telephone Co.	25,057.00	2,088.08	0.51%	3,469.02	(2,795.22)	3,415.61	(2,848.63)
North Country Telephone	66,677.00	5,556.42	1.36%	9,231.13	(7,438.13)	9,089.00	(7,580.26)
Subtotal	91,734.00	7,644.50	1.88%	12,700.15	(10,233.35)	12,504.61	(10,428.89)
Company subtotal	4,720,339.00	393,361.57		653,508.99	(526,575.72)	643,446.82	(536,637.89)
AECA ENS Admin fee	171,548.00	14,295.67	3.51%	23,750.03	(19,136.98)	23,384.35	(19,502.66)
Total	\$4,891,887.00	\$407,657.24	100.00%	\$677,259.02	(\$545,712.70)	\$666,831.17	(\$556,140.55)

*From TA 40-998 filed 9/30/2022, AECA Admin fee from U-21-008 filed 10/08/2021

Total ENS including Nonpooling and Pooling

\$22,922,705.00

\$3,169,495.44

\$3,120,694.30

Alaska Universal Service Administrative Company

AUSF Distribution

March-24

POOLING Companies - ENS 3rd & 4th Qtr	ENS Support		Percent of Support	Jul-23		Aug-23		Sep-23				THIRD QTR	
	Annual 2023**	1/12 Annual		Distribution Total	Remaining Shortage	Distribution Total	Remaining Shortage	Shortage Dist 03/29/2024	Shortage Dist 04/30/2024	Distribution Total	Remaining Shortage	Current Distribution	Remaining Shortage
Pooling Company ENS Distributions				179,670.25		230,652.91		29,334.46	201,318.45	230,652.91			
Adak Eagle Enterprises	278,695.00	23,224.58	10.07%	18,091.10	(5,133.48)	23,224.58	0.00	2,953.70	20,270.88	23,224.58	0.00	64,540.26	(5,133.48)
ATC	430,988.00	35,915.67	15.57%	27,977.00	(7,938.67)	35,915.67	0.00	4,567.75	31,347.92	35,915.67	0.00	99,808.34	(7,938.67)
BBTC	166,489.00	13,874.08	6.02%	10,807.41	(3,066.67)	13,874.08	0.00	1,764.51	12,109.57	13,874.08	0.00	38,555.57	(3,066.67)
Bettles	2,053.00	171.08	0.07%	133.27	(37.81)	171.08	0.00	21.76	149.32	171.08	0.00	475.43	(37.81)
Bush-Tell	128,201.00	10,683.42	4.63%	8,322.00	(2,361.42)	10,683.42	0.00	1,358.72	9,324.70	10,683.42	0.00	29,688.84	(2,361.42)
Nushagak	209,977.00	17,498.08	7.59%	13,630.37	(3,867.71)	17,498.08	0.00	2,225.41	15,272.67	17,498.08	0.00	48,626.53	(3,867.71)
OTZ	296,258.00	24,688.17	10.70%	19,231.19	(5,456.98)	24,688.17	0.00	3,139.84	21,548.33	24,688.17	0.00	68,607.53	(5,456.98)
Summit	123,320.00	10,276.67	4.46%	8,005.15	(2,271.52)	10,276.67	0.00	1,306.99	8,969.68	10,276.67	0.00	28,558.49	(2,271.52)
United KUC	122,223.00	10,185.25	4.42%	7,933.94	(2,251.31)	10,185.25	0.00	1,295.36	8,889.89	10,185.25	0.00	28,304.44	(2,251.31)
United Utilities	746,005.00	62,167.08	26.95%	48,425.90	(13,741.18)	62,167.08	0.00	7,906.42	54,260.66	62,167.08	0.00	172,760.06	(13,741.18)
Yukon	33,833.00	2,819.42	1.22%	2,196.23	(623.19)	2,819.42	0.00	358.57	2,460.85	2,819.42	0.00	7,835.07	(623.19)
Subtotal	\$ 2,538,042.00	\$ 211,503.50	91.70%	164,753.56	(46,749.94)	211,503.50	0.00	26,899.03	184,604.47	211,503.50	0.00	587,760.56	(46,749.94)
Average Schedule Companies													
Circle Telephone Co.	13,740.00	1,145.00	0.50%	891.91	(253.09)	1,145.00	0.00	145.62	999.38	1,145.00	0.00	3,181.91	(253.09)
North Country Telephone	36,562.00	3,046.83	1.32%	2,373.37	(673.46)	3,046.83	0.00	387.50	2,659.33	3,046.83	0.00	8,467.03	(673.46)
Subtotal	50,302.00	4,191.83	1.82%	3,265.28	(926.55)	4,191.83	0.00	533.12	3,658.71	4,191.83	0.00	11,648.94	(926.55)
Company subtotal	2,588,344.00	215,695.33		168,018.84		215,695.33		27,432.15	188,263.18	215,695.33		599,409.50	(47,676.49)
AECA ENS Admin fee	179,491.00	14,957.58	6.48%	11,651.41	(3,306.17)	14,957.58	0.00	1,902.31	13,055.27	14,957.58	0.00	41,566.57	(3,306.17)
Total	\$2,767,835.00	\$230,652.91	100.00%	\$179,670.25	(\$50,982.66)	\$230,652.91	\$0.00	\$29,334.46	\$201,318.45	\$230,652.91	\$0.00	\$640,976.07	(\$50,982.66)

**From TA41-998 filed 08/01/2023 - effective July 1, 2023, AECA Admin fee from U-21-008 filed 1/04/2023

Total ENS including Nonpooling and Pooling

\$821,471.26

\$1,054,569.32

\$134,120.25

\$920,449.07

\$1,054,569.32

\$2,930,609.90

Alaska Universal Service Administrative Company

AUSF Distribution

March-24

POOLING Companies - ENS 3rd & 4th Qtr	ENS Support		Percent of Support	Oct-23			Nov-23		Dec-23		FOURTH QTR		YTD ENS Support	YTD ENS Shortage Drop Off (Not Paid)
	Company	Annual 2023**		1/12 Annual	Shortage Dist 04/30/2024	Distribution Total	Remaining Shortage	Distribution Total	Remaining Shortage	Distribution Total	Remaining Shortage	Current Distribution		
Pooling Company ENS Distributions				21,598.53	21,598.53		0.00		0.00					
Adak Eagle Enterprises	278,695.00	23,224.58	10.07%	2,174.77	2,174.77	(21,049.81)	0.00	(23,224.58)	0.00	(23,224.58)	2,174.77	(67,498.97)	206,362.41	(119,613.10)
ATC	430,988.00	35,915.67	15.57%	3,363.17	3,363.17	(32,552.50)	0.00	(35,915.67)	0.00	(35,915.67)	3,363.17	(104,383.84)	319,128.83	(184,975.35)
BBTC	166,489.00	13,874.08	6.02%	1,299.18	1,299.18	(12,574.90)	0.00	(13,874.08)	0.00	(13,874.08)	1,299.18	(40,323.06)	123,278.46	(71,455.44)
Bettles	2,053.00	171.08	0.07%	16.02	16.02	(155.06)	0.00	(171.08)	0.00	(171.08)	16.02	(497.22)	1,520.41	(881.33)
Bush-Tell	128,201.00	10,683.42	4.63%	1,000.40	1,000.40	(9,683.02)	0.00	(10,683.42)	0.00	(10,683.42)	1,000.40	(31,049.86)	94,927.63	(55,022.53)
Nushagak	209,977.00	17,498.08	7.59%	1,638.53	1,638.53	(15,859.55)	0.00	(17,498.08)	0.00	(17,498.08)	1,638.53	(50,855.71)	155,479.35	(90,119.90)
QTZ	296,258.00	24,688.17	10.70%	2,311.82	2,311.82	(22,376.35)	0.00	(24,688.17)	0.00	(24,688.17)	2,311.82	(71,752.69)	219,366.98	(127,150.83)
Summit	123,320.00	10,276.67	4.46%	962.32	962.32	(9,314.35)	0.00	(10,276.67)	0.00	(10,276.67)	962.32	(29,867.69)	91,313.57	(52,927.76)
United KUC	122,223.00	10,185.25	4.42%	953.76	953.76	(9,231.49)	0.00	(10,185.25)	0.00	(10,185.25)	953.76	(29,601.99)	90,501.17	(52,456.84)
United Utilities	746,005.00	62,167.08	26.95%	5,821.38	5,821.38	(56,345.70)	0.00	(62,167.08)	0.00	(62,167.08)	5,821.38	(180,679.86)	552,386.18	(320,177.44)
Yukon	33,833.00	2,819.42	1.22%	264.01	264.01	(2,555.41)	0.00	(2,819.42)	0.00	(2,819.42)	264.01	(8,194.25)	25,051.98	(14,520.79)
Subtotal	\$ 2,538,042.00	\$ 211,503.50	91.70%	19,805.36	19,805.36	(191,698.14)	0.00	(211,503.50)	0.00	(211,503.50)	19,805.36	(614,705.14)	1,879,316.97	(1,089,301.31)
Average Schedule Companies														
Circle Telephone Co.	13,740.00	1,145.00	0.50%	107.22	107.22	(1,037.78)	0.00	(1,145.00)	0.00	(1,145.00)	107.22	(3,327.78)	10,173.76	(5,896.94)
North Country Telephone	36,562.00	3,046.83	1.32%	285.31	285.31	(2,761.52)	0.00	(3,046.83)	0.00	(3,046.83)	285.31	(8,855.18)	27,072.47	(15,691.85)
Subtotal	50,302.00	4,191.83	1.82%	392.53	392.53	(3,799.30)	0.00	(4,191.83)	0.00	(4,191.83)	392.53	(12,182.96)	37,246.23	(21,588.79)
Company subtotal	2,588,344.00	215,695.33		20,197.89	20,197.89		0.00		0.00		20,197.89	(626,888.10)	1,916,563.20	
AECA ENS Admin fee	179,491.00	14,957.58	6.48%	1,400.64	1,400.64	(13,556.94)	0.00	(14,957.58)	0.00	(14,957.58)	1,400.64	(28,514.52)	90,101.59	(41,945.81)
Total	\$2,767,835.00	\$230,652.91	100.00%	\$21,598.53	\$21,598.53	(\$209,054.38)	\$0.00	(\$230,652.91)	\$0.00	(\$230,652.91)	\$21,598.53	(\$655,402.62)	\$2,006,664.79	(\$1,152,835.91)

**From TA41-998 filed 08/01/2023 - effective July 1, 2023, AECA Admin fee from U-21-008 filed 1/04/2023

Total ENS including Nonpooling and Pooling

\$98,750.75 \$98,750.75 \$0.00 \$0.00 \$98,750.75

Alaska Universal Service Administrative Company
 Schedule I.A. Disbursement of Universal Service Funds
 Period Ending March 31, 2024

Quarterly Report		Total YTD 2024	1st Qtr 2024 10%
1	AUSAC ADMINISTRATION Distribution	21,786.87	21,786.87
2	ENS-Nonpooled Distribution	2,366,786.05	2,366,786.05
3	ENS-Pooled Distribution	662,574.60	662,574.60
4	TOTAL AUSF DISTRIBUTION	3,051,147.52	3,051,147.52

	YTD 2024
5 Distribution Shortage	\$ 6,228,665.17
6 Cash Working Capital Adjustment Factor	\$ 1,595,924.00
7 Total Estimated AUSF Support (Line 4+5+6)	\$ 10,875,736.69
8 Gross End User Revenues	\$30,114,337.32
9 Calculated AUSF Surcharge Factor (Line 8/9)	36.11%
10 2024 AUSF Surcharge Rate	10.00%
11 Variance	-26.11%

V. A.

Alaska Universal Service Administrative Company
 Schedule I.B. Reported Intrastate End User Revenues
 Period Ending March 31, 2024

2024 Reported Revenues	Total Reported Revenues	Local Revenue	Wireless Revenue	Interexchange Revenue	Payphone Revenue	Other Revenue	Uncollectible Revenues	VoIP Revenues
Total Revenues 1/1/2024-3/31/2024	\$30,114,337.32	\$14,832,033.95	\$12,084,517.84	\$2,229,960.11	\$4,662.00	\$37,646.02	(\$54,479.90)	\$979,997.30

Alaska Universal Service Administrative Company
Schedule I.C. Distribution Shortage
Period Ending March 31, 2024

Support Shortage Detail							
Distribution Priority	Support Period		AUSAC Admin Fee	ENS Nonpooling Support	ENS Pooling Support	Adjustments	Totals
Month 7 (Dropped from Shortage List)	August-23	Support Shortage	-	-	-	-	-
		Shortage Paid	-	-	-	-	-
		% Payment	-	-	-	-	-
		Remaining Support Not Recoverable	-	-	-	-	-
Month 6 (Oldest)	September-23	Support Shortage		(719,130.62)	(201,318.45)	-	(920,449.07)
		Shortage Paid		719,130.62	201,318.45	-	920,449.07
		% Payment		100.00%	100.00%	100.00%	100.00%
		Remaining Support Shortage		-	-	-	-
Month 5	October-23	Support Shortage		(823,916.41)	(230,652.91)	-	(1,054,569.32)
		Shortage Paid		77,152.22	21,598.53	-	98,750.75
		% Payment		9.36%	9.36%	9.36%	9.36%
		Remaining Support Shortage		(746,764.19)	(209,054.38)	-	(955,818.57)
Month 4	November-23	Support Shortage		(823,916.41)	(230,652.91)	-	(1,054,569.32)
		Shortage Paid		-	-	-	-
		% Payment		0.00%	0.00%	0.00%	0.00%
		Remaining Support Shortage		(823,916.41)	(230,652.91)	-	(1,054,569.32)
Month 3	December-23	Support Shortage		(823,916.41)	(230,652.91)	-	(1,054,569.32)
		Shortage Paid		-	-	-	-
		% Payment		0.00%	0.00%	0.00%	0.00%
		Remaining Support Shortage		(823,916.41)	(230,652.91)	-	(1,054,569.32)
Month 2	January-24	Support Shortage		(823,916.41)	(230,652.91)	-	(1,054,569.32)
		Shortage Paid		-	-	-	-
		% Payment		0.00%	0.00%	0.00%	0.00%
		Remaining Support Shortage		(823,916.41)	(230,652.91)	-	(1,054,569.32)
Month 1 (Newest)	February-24	Support Shortage		(823,916.41)	(230,652.91)	-	(1,054,569.32)
		Shortage Paid		-	-	-	-
		% Payment		0.00%	0.00%	0.00%	0.00%
		Remaining Support Shortage		(823,916.41)	(230,652.91)	-	(1,054,569.32)
Current Period	March-24	Current Support Due	(3,418.05)	(823,916.41)	(230,652.91)	-	(1,057,987.37)
		Current Distribution Paid	3,418.05	-	-	-	3,418.05
		% Payment	100.00%	0.00%	0.00%	0.00%	0.00%
		Support Shortage	-	(823,916.41)	(230,652.91)	-	(1,054,569.32)
Total Distribution			3,418.05	796,282.84	222,916.98	-	1,022,617.87
Total Support Shortage			-	(4,866,346.24)	(1,362,318.93)	-	(6,228,665.17)

Alaska Universal Service Administrative Company

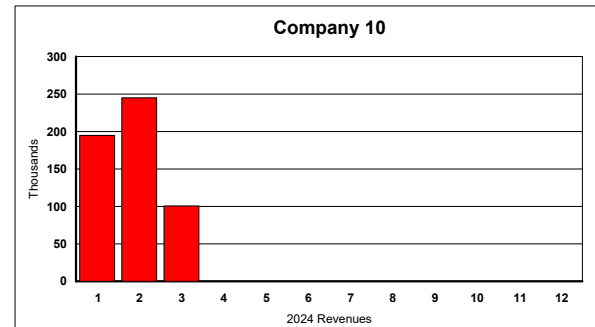
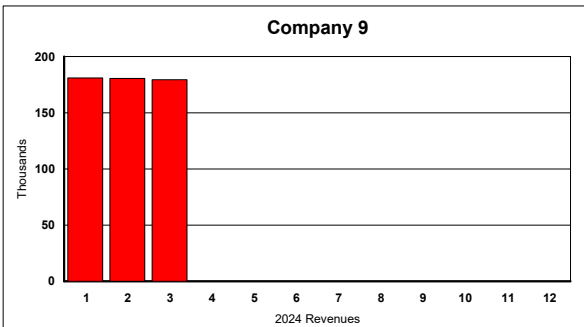
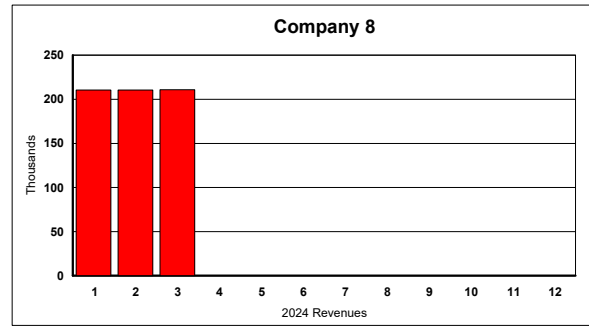
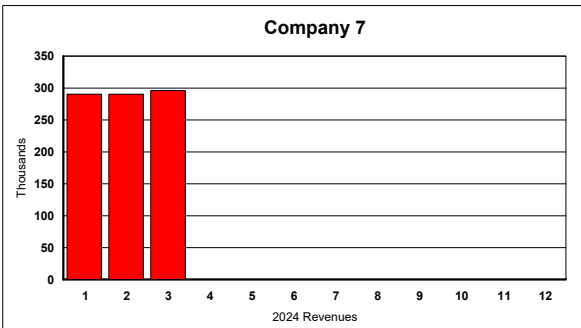
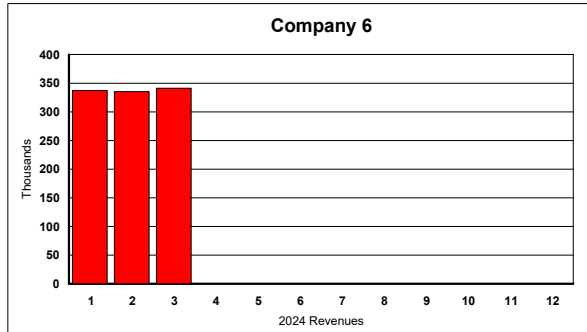
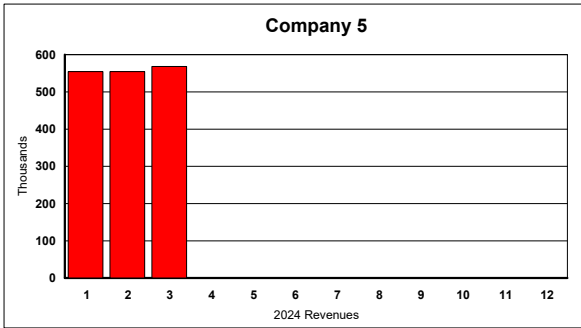
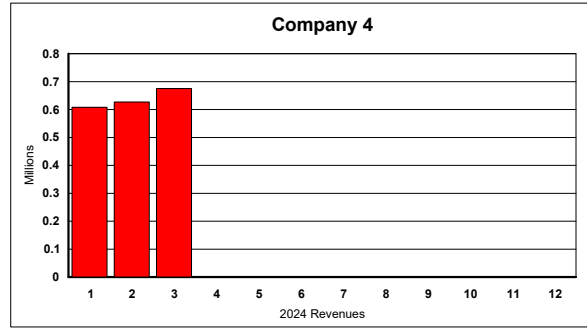
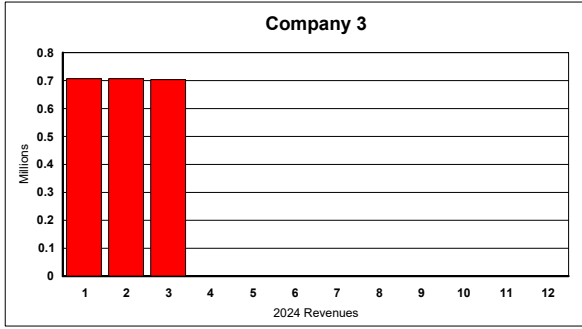
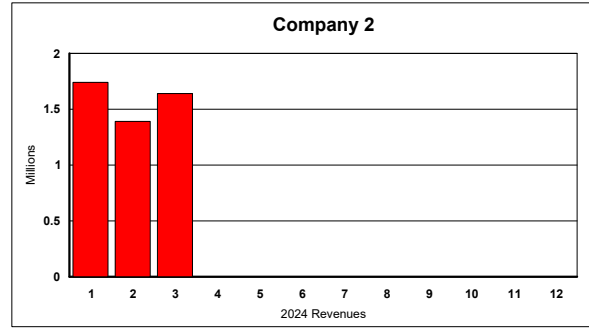
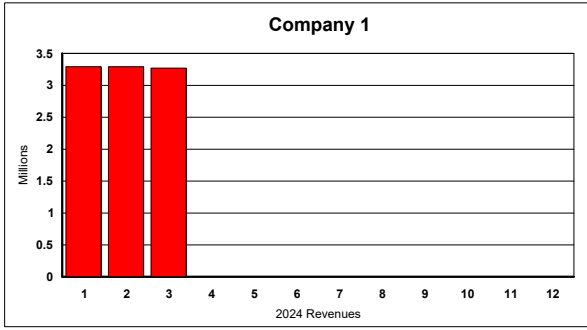
Schedule I.D. Notes to Disbursement of Universal Service Funds (Schedule 1.A.)
 Period Ending March 31, 2024

General Notes

Schedule 1.A. Disbursement of Universal Service Funds shows the disbursements by quarter and by surcharge rate. The effective surcharge rate is 10% for 2024.

Row numbers have been added to the left of Schedule 1.A. for presentation purposes and are explained in the section below.

Row Number	Column	Explanation
4	Total YTD 2024	Actual funds distributed as of the period ending March 31, 2024. First quarter disbursements reflect payments of support for the 2023 support period shortages and the current first quarter 2024 AUSAC administration distribution. The first quarter 2024 support for ENS is currently 100% short.
5	YTD 2024	Distribution shortage of the fund as of the period ending March 31, 2024. See Schedule 1.C.
6	YTD 2024	Working Capital Allowance is from RCA Staff Recommendation, TA2-998, November 18, 1999, Page 5, 1.5 times AUSAC monthly expenses. This calculation is 1.5 times the estimated AUSAC monthly distribution, for the 12 months of the 2024 year. $1.5 * (\text{approved annual ENS support and actual YTD AUSAC administration} / 12)$
7	YTD 2024	Lines 5+6 from the YTD 2024 column + line 4 from the Total YTD 2024 column.
8	YTD 2024	Gross End User Revenues for the January through March 2024 periods
9	YTD 2024	Calculated AUSF Surcharge Factor based on actual end user revenues, actual disbursements in the January through March 2024 periods, and the AUSF cash balance. This calculation looks back and assumes the calculated surcharge factor and AUSF cash balance would be applied to the January through March 2024 periods resulting in enough funds to cover the first through fourth quarter 2024 disbursements, the 2023 shortage and working capital.
10	YTD 2024	Surcharge rate effective 1/1/2020 (10%), TA28-998. No change to the surcharge rate in 2024.
11	YTD 2024	The approved 2024 surcharge rate for the January through March 2024 periods was 26.11% below the calculated surcharge required to meet the 2024 disbursement needs, 2023 support shortage and the working capital allowance.



ALASKA UNIVERSAL SERVICE ADMINISTRATIVE COMPANY

**AGENT'S REPORT
BOARD OF DIRECTORS MEETING**

April 29, 2024

Since our last regular meeting, Staff have been working through preparations for the upcoming financial audit, continuing to contact companies for the compliance review of 2022, and completed the banking update for new check signers. Additionally, Staff continue to work with and research companies with outstanding miscellaneous reporting issues.

A copy of the March 2024 financial report is included this month, labelled VI.A. This month the Board has one item to consider, the approval of the invoice for administrative services from AECA for the month of March.

BOARD ACTION REQUEST #1:

Recommend the Board approve the payment for invoice number 346 from AECA, for March 2024 administrative services for a total of \$2,900.32.

All bills received by AUSAC have been paid. This concludes the Agent's report.

4/25/2024

Variance: Actual Higher
 (Lower) than Budget

AUSAC FINANCIAL STATEMENT
 CASH BASIS

ACCOUNT	March-24						4/30/2024 Proj. Exp. & Cash Draw
	Current Month			YTD			
	ACTUAL	BUDGET	VARIANCE	ACTUAL	BUDGET	VARIANCE	
EXPENDITURES							
GEN/ADM:							
Administration Support	\$ 6,567	\$ 5,000	\$ 1,567	\$ 11,643	\$ 15,000	\$ (3,357)	\$ 2,900
Administration Support: 2023 Pd in 2024	-	-	-	4,392	-	4,392	-
Miscellaneous	5	108	(103)	15	324	(309)	5
Misc. Exp. 2023 Pd in 2024	-	-	-	-	-	-	-
Postage & Courier	-	6	(6)	-	18	(18)	-
Insurance	-	-	-	1,720	1,720	(0)	-
Legal	-	955	(955)	869	2,865	(1,997)	-
Legal Exp. 2023 Pd in 2024	-	-	-	-	-	-	-
Database Project	-	-	-	-	-	-	-
Audit	-	-	-	-	-	-	-
Audit Exp. 2023 Pd in 2024	-	-	-	-	-	-	-
Agreed Upon Procedures/Compliance Review	-	-	-	-	-	-	-
Comp. Rev. Exp.2023 Paid in 2024	4,035	-	4,035	4,035	-	4,035	-
Bank Fees	428	288	140	1,226	864	362	471
Notices/Adv	84	196	(112)	126	588	(462)	42
Notices/Adv. Exp. 2023 Pd in 2024	-	-	-	77	-	77	-
SUBTOTAL	11,120	6,553	4,567	24,102	21,379	2,723	\$ 3,418
OTHER							
Directors Expense	-	-	-	-	-	-	\$ -
SUBTOTAL	-	-	-	-	-	-	\$ -
TOTAL EXPENDITURES	11,120	6,553	\$4,567	\$24,102	\$21,379	\$2,723	3,418
Total Expenditures for 2023 Paid in 2024	4,035			8,503			-
INCOME:							
Tariff Remittance Funds	6,851	-	6,851	23,569	-	23,569	3,418
Interest	-	-	-	-	-	-	-
Interest from CD Investments							
Other (late fees)							
Reimbursements							
Miscellaneous	-	-	-	-	-	-	-
Deposit In Transit (Sweep)	-	-	-	-	-	-	-
TOTAL INCOME	\$ 6,851	\$ -	\$ 6,851	\$ 23,569	\$ -	\$ 23,569	\$ 3,418
NET VARIANCE	(\$4,269)	(\$6,553)	\$2,284	(\$533)	(\$21,379)	\$20,846	\$0
CASH							
Beginning Cash	\$0			\$0			\$0
Cash On Hand				\$0			

AUSAC Financial Statement

Notes to Financial Statement

April 25, 2024

1. Cash Balance at March 31, 2024 is \$0 in the general operating account. This account sweeps to the BISA account at FNBA as the checks clear.
2. \$11,120 was posted to the statement for services and bank fees.
3. Administrative support expense of \$6,567 applicable to March 2024 was posted to this report.
4. Miscellaneous expense was \$5 in March for web hosting.
5. Compliance Review expense was \$4,035 in March for the final billing of the 2021 review that began in 2023.
6. Bank fee expense was \$428 in March.
7. The cash sweep in March was \$6,851. The estimated sweep for expenditures in April 2024 is \$3,418.

Alaska Universal Service Administrative Company
 AUSF Cash Balances in Banks
 April 25, 2024

Bank	Type	Next Mature Date	Avg Rate	4/23/2024
Edward Jones CD		Closed		\$0.00
	Interest Earned		0.00%	\$0.00
	Fees			\$0.00
	<u>Total</u>			\$0.00
Funds transferred to FNBA				\$0.00
Remaining Balance				\$0.00
First National Bank Alaska	R&D Acct/RP	Daily	Varies	\$1,052,656.95
FNBA	<u>Total</u>			\$1,052,656.95
Total AUSF Cash Balances in Banks				\$1,052,656.95
Out of Period Adjustments				(\$29,039.08)
Total Available Balance				\$1,023,617.87

Alaska Exchange Carriers Association

Invoice

810 N Street, Suite 204
Anchorage, AK 99501

Date	Invoice #
3/31/2024	346

Bill To
AUSAC 810 N Street 204 Anchorage, AK 99501

Quantity	Item Code	Description	Price Each	Amount
8	R&D Report Prep	(610-70) Prepare Remittance & Distribution Report Preparing R&D	42.21	337.68
2.5	R&D Report Prep	(610-70) Prepare Remittance & Distribution Report Preparing R&D	42.21	105.53
7.5	R&D Report Prep	(610-70) Prepare Remittance & Distribution Report Preparing R&D	42.21	316.58
1	R&D Report Prep	(610-70) Prepare Remittance & Distribution Report Preparing R&D	42.21	42.21
0.5	R&D Report Prep	(610-70) Prepare Remittance & Distribution Report Preparing R&D	42.21	21.11
0.5	MTG Minutes	(605-10) Draft, Review, Revise & Finalize Minutes	92.04	46.02
0.25	R&D Report Prep	(610-70) Prepare Remittance & Distribution Report	92.04	23.01
0.75	Board Meeting	(605-05) Prepare for and attend Board of Directors meetings.	92.04	69.03
0.25	Dist. of Funds	(610-25) Distribution of Funds	92.04	23.01
0.25	Gen. Admin.	(625-05) Administrative work on AUSAC contract banking	92.04	23.01
1	R&D Report Prep	(610-70) Prepare Remittance & Distribution Report	92.04	92.04
0.75	Gen. Admin.	(625-05) Administrative work on AUSAC contract banking	92.04	69.03
0.25	Board Meeting	(605-05) Prepare for and attend Board of Directors meetings.	92.04	23.01
2	Gen. Admin.	(625-05) Administrative work on AUSAC contract insurance, financials	92.04	184.08
0.5	MTG Minutes	(605-10) Draft, Review, Revise & Finalize Minutes	92.04	46.02
0.5	Gen. Admin.	(625-05) Administrative work on AUSAC contract financials	92.04	46.02
0.5	Gen. Admin.	(625-05) Administrative work on AUSAC contract financials	92.04	46.02
0.25	Compliance Audit	(625-60) Compliance Audit per U-98-168.	92.04	23.01
1.5	Gen. Admin.	(625-05) Administrative work on AUSAC contract VoIP AUSF questions	92.04	138.06
1	Agenda_Notice	(625-70) Prepare agenda, Notice meetings, Call attendees	40.00	40.00
1.5	Collections	(610-50) Collection and compliance issues. Company notices.	40.00	60.00
0.5	Post Remit.	(610-40) Post remittance forms and prepare monthly reports.	40.00	20.00
0.5	Mail	(610-26) Open mail, download and print files.	40.00	20.00
1	Bill & Coll.	(610-10) Reconcile Bank report to remittances, to data entry, audit reports and analyze reports .	40.00	40.00
0.5	Mail	(610-26) Open mail, download and print files.	40.00	20.00
3	Post Remit.	(610-40) Post remittance forms and prepare monthly reports.	40.00	120.00
2	Bill & Coll.	(610-10) Reconcile Bank report to remittances, to data entry, audit reports and analyze reports .	40.00	80.00
			Total	

Alaska Exchange Carriers Association

Invoice

810 N Street, Suite 204
Anchorage, AK 99501

Date	Invoice #
3/31/2024	346

Bill To
AUSAC 810 N Street 204 Anchorage, AK 99501

Quantity	Item Code	Description	Price Each	Amount
0.5	Mail	(610-26) Open mail, download and print files.	40.00	20.00
1.5	Bill & Coll.	(610-10) Reconcile Bank report to remittances, to data entry, audit reports and analyze reports .	40.00	60.00
0.5	Dist. of Funds	(610-25) Distribution of Funds	40.00	20.00
0.5	Dist. of Funds	(610-25) Distribution of Funds	40.00	20.00
0.5	Gen. Admin.	(625-05) Administrative work on AUSAC contract	40.00	20.00
0.5	Mail	(610-26) Open mail, download and print files.	40.00	20.00
0.5	Mail	(610-26) Open mail, download and print files.	40.00	20.00
0.5	Mail	(610-26) Open mail, download and print files.	40.00	20.00
0.5	Mail	(610-26) Open mail, download and print files.	40.00	20.00
1	Rev Val	(625-65) Rev Val Prep and Issuance ENS	40.00	40.00
0.5	Agenda_Notice	(625-70) Prepare agenda, Notice meetings, Call attendees	40.00	20.00
0.5	Mail	(610-26) Open mail, download and print files.	40.00	20.00
0.5	Maintain Web	(625-25) Set up and maintain AUSAC web site.	40.00	20.00
1	Agenda_Notice	(625-70) Prepare agenda, Notice meetings, Call attendees	40.00	40.00
2	Compliance Audit	(625-60) Compliance Audit per U-98-168.	40.00	80.00
0.5	Late Fee Analysis	(610-51) Preparation and Review of monthly Late Fee Analysis	40.00	20.00
0.5	Mail	(610-26) Open mail, download and print files.	40.00	20.00
1	Rev Val	(625-65) Rev Val Prep and Issuance ENS	40.00	40.00
0.5	Compliance Audit	(625-60) Compliance Audit per U-98-168.	40.00	20.00
0.5	Nomination work	(625-12) Work associated with the AUSAC Board nominations.	40.00	20.00
2	Rev Val	(625-65) Rev Val Prep and Issuance ENS	40.00	80.00
1.5	Compliance Audit	(625-60) Compliance Audit per U-98-168.	40.00	60.00
1	Agenda_Notice	(625-70) Prepare agenda, Notice meetings, Call attendees	40.00	40.00
0.5	Rev Val	(625-65) Rev Val Prep and Issuance ENS	40.00	20.00
0.5	Mail	(610-26) Open mail, download and print files.	40.00	20.00
0.5	Gen. Admin.	(625-05) Administrative work on AUSAC contract	40.00	20.00
0.5	Mail	(610-26) Open mail, download and print files.	40.00	20.00
		Rackspace AUSAC	5.84	5.84
			Total	\$2,900.32

1
2
3
4
5
6
7
8
9
10
11
12
13
14
15
16
17
18
19
20
21
22
23
24
25
26

STATE OF ALASKA

THE REGULATORY COMMISSION OF ALASKA

Before Commissioners: Robert A. Doyle, Chairman
John Espindola
Keith Kurber II
Robert M. Pickett

In the Matter of Appointments to the Board of) U-24-003
Directors of the ALASKA UNIVERSAL SERVICE)
ADMINISTRATIVE COMPANY) ORDER NO. 1

**ORDER APPOINTING DIRECTORS, ADDRESSING TIMELINE FOR
DECISION, DESIGNATING COMMISSION PANEL, APPOINTING
ADMINISTRATIVE LAW JUDGE, AND CLOSING DOCKET**

BY THE COMMISSION:

Summary

We appoint directors to the Alaska Universal Service Administrative Company (AUSAC) Board of Directors. The chairman addresses the timeline for decision, designates a Commission Panel and Commission Docket Manager, and appoints an administrative law judge. We close this docket.

Discussion

AUSAC submitted the nominations of Eric Hoffman, Sarah Sandbak, and Laura Kompkoff for consideration and appointment to the Board of Directors for AUSAC.¹

¹*Nominations for Appointment and Reappointment to the Board of Directors of the Alaska Universal Service Administrative Company*, filed January 29, 2024 (Nominations).

1 Hoffman was nominated for appointment to represent the Interexchange
2 Carriers group and to fill the AUSAC Board seat vacated by the resignation of Lisa Philips,
3 who had previously been appointed to this position with a term ending February 2023.²

4 Sandbak was nominated for reappointment to represent the Wireless Group
5 Carriers (Commercial Mobile Radio Services or Personal Communication Services
6 (CMRS/PCS) Carriers).³ Sandbak had previously been appointed to this position with a
7 term ending February 2024.⁴

8 Kompkoff was nominated for reappointment to represent Other Group
9 Carriers (CMRS/PCS Carriers – Members Not Otherwise Represented).⁵ Kompkoff had
10 previously been appointed to this position with a term ending February 2024.⁶

11 This order documents our action taken at the public meeting held
12 February 14, 2024, where we considered the nominations and appointed Hoffman,
13 Sandbak, and Kompkoff as directors.⁷ The consideration of appointment at our public
14 meeting took place within thirty days of AUSAC filing the nominations with the
15 Commission. Our action on the nominations and the issuance of this order is within the
16 180-day statutory timeline for issuance of a final order addressing an initiating petition
17 identified in AS 42.05.175(i).

20 ²Nominations at 5; Order U-20-001(1), *Order Appointing Directors and Closing*
21 *Docket*, dated January 29, 2020.

22 ³Nominations at 5.

23 ⁴Order U-23-007(1), *Order Appointing Director, Addressing Timeline for Decision,*
Designating Commission Panel, Appointing Administrative Law Judge, and Closing
Docket, dated May 31, 2023.

24 ⁵Nominations at 5.

25 ⁶Order U-22-093(1), *Order Appointing Directors and Closing Docket*, dated
February 10, 2023.

26 ⁷Tr. 32-37.

1 Decision Timeline

2 The Commission is required by AS 42.05.175(i) to issue a final order no
3 later than 180 days after a nomination is filed. Accordingly, we issue this order in this
4 proceeding before the date of July 27,2024.

5 Commission Panel

6 The chairman designates Commissioners John Espindola, Keith Kurber II,
7 and Robert M. Pickett and himself as the Commission Panel.⁸ The chairman further
8 designates John Espindola as the Commission Docket Manager.

9 Administrative Law Judge

10 Under AS 42.04.070(b), the chairman appoints Administrative Law Judge
11 Nolan S. Oliver to facilitate conduct of the docket. Orders issued by the administrative
12 law judge will be considered orders of the Commission for purposes of petitions for
13 reconsideration.

14 Final Order

15 This order constitutes the final decision in this proceeding. This decision
16 may be appealed within thirty days of this order in accordance with AS 22.10.020(d) and
17 Alaska Rule of Appellate Procedure 602(a)(2). In addition to the appellate rights afforded
18 by AS 22.10.020(d), a party has the right to file a petition for reconsideration in
19 accordance with 3 AAC 48.105. If such a petition is filed, the time period for filing an
20 appeal is tolled and then recalculated in accordance with Alaska Rule of Appellate
21 Procedure 602(a)(2).

22 Docket Closure

23 No substantive or procedural matters remain in this proceeding.
24 Accordingly, we close this docket.

25 _____
26 ⁸Under AS 42.04.080(a), the chairman designates a Commission Panel to hear,
or, if a hearing is not required, to otherwise consider and decide docketed matters.

1
2
3
4
5
6
7
8
9
10
11
12
13
14
15
16
17
18
19
20
21
22
23
24
25
26

ORDER

THE COMMISSION FURTHER ORDERS:

1. Eric Hoffman is appointed to the Alaska Universal Service Administrative Company Board of Directors for a term ending February 2026, as proposed in the filing *Nominations for Appointment and Reappointment to the Board of Directors of the Alaska Universal Service Administrative Company*, filed January 29, 2024.

2. Sarah Sandbak is appointed to the Alaska Universal Service Administrative Company Board of Directors for a term ending February 2027, as proposed in the filing *Nominations for Appointment and Reappointment to the Board of Directors of the Alaska Universal Service Administrative Company*, filed January 29, 2024.

3. Laura Kompkoff is appointed to the Alaska Universal Service Administrative Company Board of Directors for a term ending February 2027, as proposed in the filing *Nominations for Appointment and Reappointment to the Board of Directors of the Alaska Universal Service Administrative Company*, filed January 29, 2024.

4. Commissioners Robert A. Doyle, John Espindola, Keith Kurber II, and Robert M. Pickett are designated as the Commission Panel.

5. Commissioner John Espindola is designated as the Commission Docket Manager.

6. Nolan S. Oliver is appointed as administrative law judge.

1
2
3
4
5
6
7
8
9
10
11
12
13
14
15
16
17
18
19
20
21
22
23
24
25
26

7. Docket U-24-003 is closed.

DATED AND EFFECTIVE at Anchorage, Alaska, this 10th day of April, 2024.

BY DIRECTION OF THE COMMISSION



Regulatory Commission of Alaska
701 West Eighth Avenue, Suite 300
Anchorage, Alaska 99501
(907) 276-6222; TTY 1-800-770-8973

carrier charges are not assessed upon such interconnected usage. As an interim measure pending the development of techniques to measure accurately such interconnected use and to assess such charges on a reasonable and nondiscriminatory basis, telephone companies shall assess special access surcharges upon the closed ends of private line services and WATS or WATS-equivalent services pursuant to the provisions of Section 115.

(c) Essential Network Support charges not otherwise assessed under (a) of this section will be assessed to the Alaska Universal Service Administrative Company (AUSAC) for reimbursement from the Alaska Universal Service Fund (AUSF).

ARTICLE 100. COMPUTATION OF CHARGES.

SECTION

101. General.	110. (Reserved).
102. Price ceilings for nonpooling LECs.	111. Common transport.
103. (Reserved).	112. Dedicated transport.
104. Essential Network Support for nonpooling companies.	113. (Reserved).
105. Essential Network Support for pooling companies.	114. Special access.
106. Local switching.	115. Special access surcharges.
107. Equal access.	116. Modifying rates for nonpooling companies.
108. (Reserved).	117. (Reserved)
109. Network Access Fee.	118. Information services.
	119. Billing and Collection.

101. GENERAL. Charges for each access element shall be computed and assessed as provided in Sections 101 - 119. For nonpooling, incumbent LECs with more than one study area, initial rates and price ceilings shall be computed on a study area basis unless otherwise authorized by the Commission.

102. PRICE CEILINGS FOR NONPOOLING LECs. A LEC exiting the pool shall initially compute all charges in Sections 108 - 115 using the most recent company specific access revenue requirement and demand approved by the Commission. The initial rate for a rate element calculated in Sections 104, 106, 107, 111, 112, 114, and 118 for nonpooling LECs will establish a price ceiling for that rate element in the incumbent's study area. The price ceiling applies to the access rates for all LECs providing access service in the incumbent's study area. Modification of rates below the price ceiling is permitted by nonpooling companies in accordance with Section 116.

104. ESSENTIAL NETWORK SUPPORT FOR NONPOOLING COMPANIES. (a) A monthly Essential Network Support (ENS) charge shall be determined each month by dividing the nonpooling company annual ENS by twelve. The Essential Network Support for each nonpooling company is determined pursuant to 3 AAC 53.346.

(b) The monthly ENS billing, as calculated in accordance with subdivision (a), shall be transmitted to the Alaska Universal Service Administrative Company (AUSAC) on a form specified by AUSAC.

105. ESSENTIAL NETWORK SUPPORT FOR POOLING COMPANIES. (a) A monthly ENS charge shall be determined each month by dividing the pooling company annual ENS by twelve. The ENS for each pooling company is determined pursuant to 3 AAC 53.346.

(b) The monthly ENS billing, as calculated in accordance with subdivision (a), shall be transmitted to the AUSAC on a form specified by AUSAC.

106. LOCAL SWITCHING. (a) Charges that are expressed in dollars and cents per access minute of use shall be assessed upon all interexchange carriers that use local exchange switching facilities for the provision of intrastate interexchange services.

(b) For pooling companies, a per minute charge shall be computed by dividing the annual revenue requirement for the Local Switching element of pooling companies by the pooled companies' annual access minutes of use for all intrastate interexchange services that use local exchange switching facilities.

(c) For nonpooling areas, an initial per minute charge shall be computed by dividing the incumbent's revenue requirement for the Local Switching element by the corresponding demand units for that rate element. The access charge revenue requirement and demand units used to compute the initial rate shall be the revenue requirement and demand units most recently approved by the Commission.

107. EQUAL ACCESS. (a) A monthly charge that is expressed in dollars and cents per presubscribed equal access line shall be established and assessed in equal access exchanges upon all interexchange carriers for the presubscribed equal access lines the carrier serves.

(b) A monthly charge per presubscribed equal access line specific to each telephone company providing equal access shall be computed by dividing each telephone company's annual revenue requirement for the Equal Access element by twelve times the annual average number

Project Proposal

Site Migration to Azure

PRESENTED TO



VIII.C

Queryon.com
hello@queryon.com
+1 907-519-0034

1.0 QUERYON

ABOUT QUERYON


Queryon emerged in 2015 as a spin-off from a larger tech entity, driven by a collective mission: to deliver data solutions tailored for mid to large enterprises. Our vision was clear: to establish a company capable of scaling yet retaining a personalized touch. Since inception, we've operated as an authentic, distributed team, committed to our core values.

CERTIFICATIONS

Microsoft Certified: Power BI Data Analyst Associate
Microsoft Certified: Azure Data Fundamentals
Microsoft Certified: Azure Data Engineer Associate
Databricks Certified: Databricks Associate Developer for Apache Spark 3.0

CLIENTS

We take pride in our esteemed past and current clients, whose trust and satisfaction speak volumes about the quality and effectiveness of our solutions.



OUR CULTURE

We're creative explorers, diving deep into each organization's unique challenges. With a commitment to tailored solutions and a culture of innovation, our passionate team collaborates closely with clients as partners, dedicated to achieving success. When you choose Queryon, you're gaining a trusted ally on a journey of achievement.

CORE VALUES

- Data Security
- Confidentiality
- Client-Centric Approach
- Transparent Communication
- Embrace Innovation
- Inclusivity & Diversity
- Active Industry Engagement
- Accuracy and Security
- Keep Calm and Queryon!

2.0 ENGAGEMENT OVERVIEW

We specialize in delivering top-tier technology solutions to businesses of all sizes and industries, ranging from startups to corporate giants. Following insightful discussions with AUSAC, we've grasped the requirements and the significance of this collaboration. As AUSAC transitions to a remote setup, our task involves migrating their locally hosted website to the cloud, securing access behind an Azure Extra Login (Microsoft 365). With our experience in similar projects, we eagerly anticipate partnering with AUSAC on this journey. Enclosed within this document is Queryon's detailed scope of work.

3.0 ENGAGEMENT MANAGEMENT APPROACH

Queryon adopts the Single Point of Contact (SPOC) methodology for this project, appointing designated representatives from both AUSAC and Queryon to serve as the primary contacts. While encouraging open communication between all parties involved, this model ensures streamlined interactions and clarity in project discussions. Status reports, distributed on an agreed-upon cadence, facilitate transparency and accountability throughout the project lifecycle. Queryon emphasizes the importance of regular check-ins and status reports, leveraging a robust system to ensure accurate and timely communication.

3.0 DATA SOLUTION

Secure Data

Experience seamless data management and protection, designed to safeguard your critical information while providing easy access and scalability. This ensures peace of mind with state-of-the-art encryption and multi-layered security protocols



4.0 DELIVERY APPROACH

Queryon recommends the following solution for AUSAC's site migration to Azure.

Currently, AUSAC utilizes a locally hosted website but will need this site accessible online once the company moves to remote employees. The information hosted on this site is very sensitive and security is a concern. Queryon recommends migrating the site to Azure with an extra login through employee Microsoft 365 accounts. This ensures they must be approved to view the site.

To ensure a smooth transition, Queryon proposes a four-phase approach, outlined below.



Planning & Alignment: Queryon will begin by accessing AUSAC's locally hosted web environment and assessing the plan for migrating it to Azure. Collaborative efforts with AUSAC will ensure all requirements are thoroughly understood and addressed for a seamless transition during the build phase.

Migration: In this phase, Queryon will establish the requisite Azure resources and execute the migration process, transferring AUSAC's on-premises web application database to Azure. Additionally, basic security measures will be implemented to guarantee the security and integrity of the migrated application.

Deploy: AUSAC will conduct a thorough review to confirm that the application functions as intended.

Go-Live & Support: Queryon will furnish documentation to AUSAC and guide them through the implemented changes and edits in one to two meeting sessions. Any further training deemed necessary will be subject to additional considerations, including potential change orders or revised scope of work estimates, which can be discussed with AUSAC.

Furthermore, ongoing support packages are available post-project completion; clients are encouraged to consult their Account Manager for further details

5.0 COST PROPOSAL

As outlined above, Queryon is proposing the following estimate to complete AUSAC's project.

SERVICE	DURATION	PRICE \$USD
Phase 1: Planning & Alignment*	15 Hours	\$1,980
Phase 2: Design & Build	25 Hours	\$3,300
Phase 3: Implement & Deploy	25 Hours	\$3,300
Phase 4: Go-Live & Support	10 Hours	\$1,320
	<i>(75 hours @ \$132/hr*)</i> Total	\$9,900

*The hourly rate above is based on a 20% non-profit discount from Queryon's blended rate of \$165 an hour.

Please note, this is not a fixed-price project. AUSAC will only be charged based on time used by Queryon developers at the hourly rate listed above. The estimate is based on the current scope as Queryon understands it. Queryon will realign with AUSAC on budget if additional time is needed during this project.

6.0 ASSUMPTIONS, RISKS, CONSTRAINTS

ASSUMPTIONS

- All meetings to support this project will be conducted virtually, unless specifically noted otherwise.
- The Customer will provide a single point of contact (SPOC) to work with Queryon.
- The Customer SPOC will be a knowledgeable resource and will assist Queryon with project logistics, deliverable review, project guidance, and be knowledgeable on projects current status.
- Queryon assumes the client and their IT teams will respond to requests within 24 hours. Queryon will also respond to the client within 24 hours. This assumption is important because time can be wasted following up on requests and reduces the development time available.
- Onsite support and in-person meetings will occur with advance notice on an as-needed basis to further the project goals. We believe more on-site time at the start of the engagement will make for an optimal kickoff. However, we plan to support the majority of this work virtually.
- This estimate does not include hosting costs.

RISKS

- The possibility of new variants in the continuing Covid-19 pandemic presents a risk of project delays due to infection in either the Queryon or AUSAC teams.
- Turnover of key staff. Any turnover of key project staff could result in a delay of the project schedule and increase in project cost due to retraining and/or schedule slip.
- This estimate is subject to change based on security considerations, testing requirements, technical stack decisions related to Azure, and other unknown factors.

CONSTRAINTS

- Due to the ongoing risk of Covid-19 outbreaks, all project activities must be able to be completed remotely in the event of a shutdown.

7.0 OUT OF SCOPE

Queryon considers the following elements and deliverables to be out of scope for this project:

- Any items not discussed above are considered out of scope. A change order can be provided for any new development beyond the troubleshooting tasks.
- The scope outlined in this document does not include extensive documentation, unit testing or formal training. A change order can be provided to scope out any of these items.

8.0 CLOSING STATEMENT

It was a pleasure to learn about AUSAC's needs. We believe this is a great opportunity to positively impact the cloud initiative and add business value while also providing AUSAC with the flexibility to scale up or down as needed.

Cheers, *Orion Matthews*



Kristin Neubauer

Account Manager
Denver, CO

EDUCATION

University of Denver – M.S.

SKILLS

- Python, C#, JS, JQuery
- PHP/SQL
- HTML/CSS
- Vue
- Project Management



Luke Dubber

Dev Ops
Kenai, AK

EDUCATION

University of Anchorage

SKILLS

- .NET Core
- C#, SQL, PHP, SQL
- EHR Software
- Linux, SSIS
- Azure SQL Database



Jack Soderstrom




Software Developer
Chicago, IL

EDUCATION

Joliet Junior College

SKILLS

- .NET
- SQL
- Lua
- C#, C, M, Python
- DAX



The individuals showcased in our "Meet the Team" section represent a fraction of the collective talent and expertise at Queryon. While we strive to introduce you to key members involved in your project, please note that project teams may vary based on specific project requirements and resource availability. Rest assured, every member of our team is committed to your project's success and will work to exceed your expectations.

SIGNATURES

AUSAC

NAME _____

TITLE _____

SIGNATURE _____

DATE _____

QUERYON

NAME _____

TITLE _____

SIGNATURE _____

DATE _____

Queryon primary contact information:

For the purposes of this proposal, please contact:

Queryon
Orion Matthews, CEO ABL# 1068151
P.O. Box 190869#27543
Anchorage, AK 99519-0869
907 519-0034 x101
hello@queryon.com

Conflict of interest statement:

To the best of our knowledge neither Queryon as a firm, nor any member of our staff present a conflict of interest for the performance of the anticipated services.

Additional declarations:

We are fully capable of performing the services defined in this proposal and will comply with all provisions of state, federal, and international regulations. We thank AUSAC for the opportunity to submit this proposal, and look forward to your review.

Please note I am authorized to sign on behalf of the firm.

Sincerely,

Orion Matthews

Orion Matthews
CEO
Queryon



Queryon.com
hello@queryon.com
907-519-0034